

Participatory Budgeting – Update for Area Committee

Service Area

Place Based
Programme

Lead Officer

Rhonda Leith

Stage 1 : Pre Consultation :

- What are we asking the public for their view on (what service is it / description etc)?
- How much funding are we asking about?
- Who are we asking,
- How are we doing this ?
- When are we doing this ?
- When will we report back ?

Springhall and Whitlawburn (£4,200)

The stakeholders group have considered a range of potential processes for PB and decided to identify a single achievable priority for the group in the year ahead. Ideas have been collated around broad themes and action. Potential areas for PB investment based on the priorities from the neighbourhood plan and the deliberative discussions that have taken place so far are:

Priority 1 and Priority 10 : More Leisure, Social and Recreational Opportunities and Heath improvement

- Actions to reduce social isolation, loneliness and anxiety
- Actions to support young people post Covid-19 – educationally, socially and emotionally

Priority 2 : Stronger and Better Communities

- Reconnecting individuals and community, celebrating the community/voluntary sector response during Covid-19, promoting community spirit
- The offer of practical and financial support to existing community groups to enable them to return to their activities as restrictions ease
- Promoting intergenerational activity generally but more specifically skills sharing and the possible development of a community based skills bank

Priority 7 : Better Financial Well Being

- Actions to address poverty and mitigate the additional impacts from Covid-19. Job losses, furlough, digital poverty, food poverty, cost of the school day, debt, people dealing with benefits system for the first time

Next steps

Special PB Stakeholder meetings will be held in late July to determine the approach to be taken. Based on the outcome of the meetings, during the week beginning the 9th of August a short neighborhood survey will be undertaken to agree priority themes. Participants will also be able to suggest a priority of their own aligned to the top 10 priority themes within the neighbourhood plan. Over the following month proposals in line with the priority chosen will be sought from the community and a voting process is expected to take place in late September.

Fernhill (£2,800)

Fernhill stakeholders have chosen to use a similar model to Camuslang East (see below), based on offering small grants to local groups. Applications closed in mid July and 7 applications were received. A voting process is planned to take place in early August and an update on the results will be provided to the committee at their next meeting

In both cases, reporting will be carried out using local networks and social media channels to let the community know the results of their decision, as well as in the annual Neighbourhood Plan Reports for 2021/22.

Stage 2 : Post Consultation

- The outcome of the PB activity
- What happens next ?
- Further reporting requirements (eg required Committee approval)

Cambuslang East (£6,300)

Cambuslang East stakeholders chose to use a small grants model to allocate their budget, making it accessible to small groups and organisations who were operating in the Circuit, Halfway and Westburn communities as those targeted for Community Planning Partnership neighbourhood planning activity. Projects were required to focus on the top 3 priorities highlighted in the Cambuslang East Neighbourhood Plan. All organisations and groups within the area were offered support to complete the application form over the phone by a member of the Community Engagement Team. 16 project applications were received and 11 projects received enough votes to receive funding.

Voting took place both online and in person, with an online voting link made available through SL Social Media as well as local Social media pages and in person voting was available for 1 day in each of the 3 communities where the CE team and stakeholders were present with iPads.

- Of the 355 full postcodes provided when voting (some partial postcodes mostly from young people):
55% were in the top 5% most deprived areas (SIMD)
62% were in the top 15% most deprived areas (SIMD)
- 30% of voters asked to be advised of the outcome

Projects funded:

Halfway			
No.	No. of Votes	Project	Amount Awarded
1	57	Project 31 – Outdoor Play Sessions	£695
2	52	SLLC - Sports HUB	£700
3	35	Halfway CC – Community Clean	£385
4	16	Halfway Bingo Club	£320
5	11	Particip8 – Tea and Tech	£0
6	2	Particip8 – Slush Machine	£0

Westburn			
No.	No. of Votes	Project	Amount Awarded
1	74	Westburn Youth Project – Outdoor Play	£700
2	70	Westburn Youth Project – Memorial Garden	£700
3	14	SLLC - Sports HUB	£700
4	12	Halfway CC – Community Clean	£0
5	10	Project 31 – Outdoor Play Sessions	£0

Circuit			
No.	No. of Votes	Project	Amount Awarded
1	39	Circuit Youth Project – Outdoor Play	£700
2	37	LEAP – Community Garden	£400
3=	19	Circuit Youth Project - Pantomime	£500

3=	19	SLLC - Sports HUB	£500
4	11	Halfway CC – Community Clean	£0
5	7	Project 31 – Outdoor Play Sessions	£0

Feedback is being given to the community through the stakeholders networks and social media and will reported within the Neighbourhood Planning Report for 2021/22 as well.

Demographic Breakdown (See Appendix 1)

Demographic information on voters was collected where people were happy to share this information, and is detailed below. We will use this to compare to the demographics of the overall community and agree with the stakeholders as to any groups they may wish to target in the future to increase participation.

Burnhill (£4,200)

Burnhill stakeholders chose to use a proposals model to allocate their budget. This meant stakeholders were invited to propose projects to the group based on the top priorities highlighted in the neighbourhood plan. 2 projects were proposed by the stakeholders and the percentage of votes cast for each determined the amount of funding which they received.

The stakeholders chose to have voting both online and in person. An online voting link was made available through South Lanarkshire Council Social Media as well as local social media pages and in person voting was available for 5 days where the Community Engagement team and stakeholders were present with iPads.

No.	No. of Votes	Project	Amount Awarded (based on % of Votes)
1	139 (62%)	Burnhill Action Group – Outdoor Play	£2604
2	79 (38%)	Burnhill Action Group – Community Garden	£1596

- Of the 182 full postcodes provided when voting (some partial postcodes mostly from young people):
79% were in the top 5% most deprived areas (SIMD)
98% were in the top 15% most deprived areas (SIMD)
- 21% of voters asked to be advised of the outcome
- 74% of votes were completed during face to face engagement.

Feedback is being given to the community through the stakeholders networks and social media and will reported within the Neighbourhood Planning Report for 2021/22 as well.

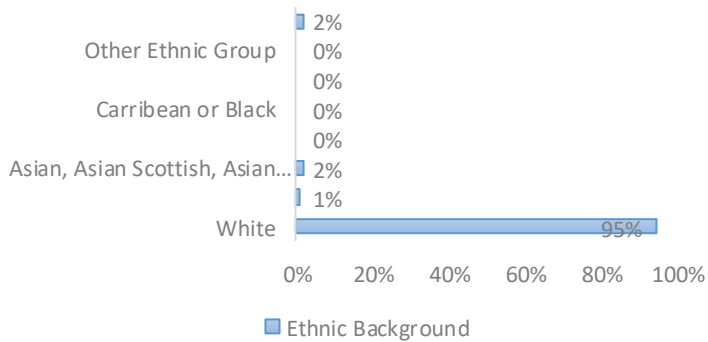
Demographic Breakdown (See Appendix 2)

Demographic information on voters was collected where people were happy to share this information, and is detailed below. We will use this to compare to the demographics of the overall community and agree with the stakeholders as to any groups they may wish to target in the future to increase participation.

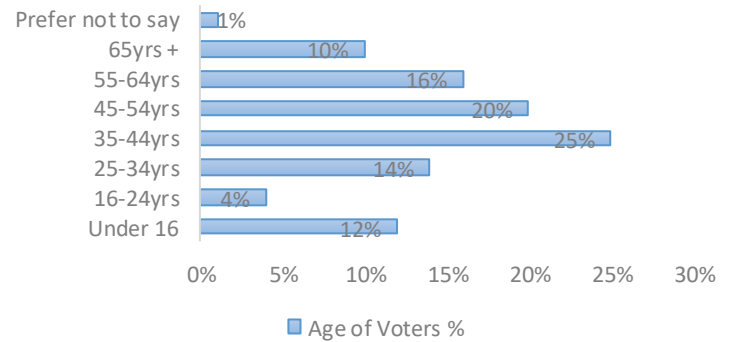
Appendix 1

Cambuslang East – Voters Demographics

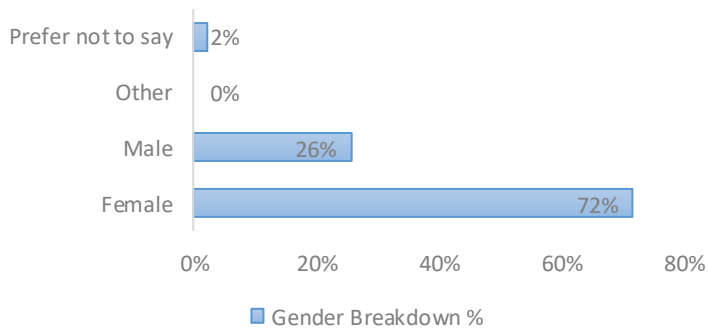
Ethnic Background %



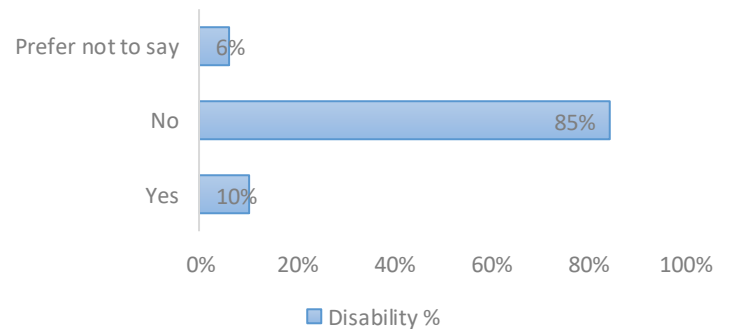
Age of Voters %



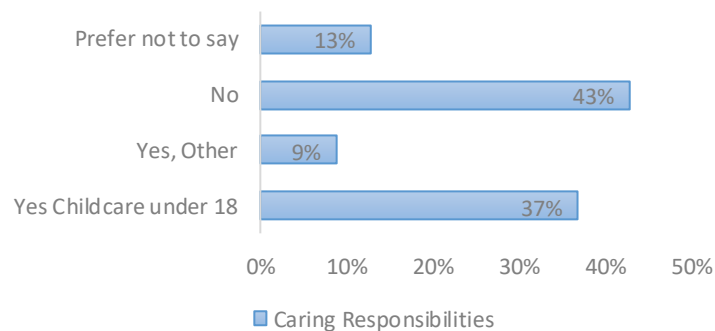
Gender Breakdown %



Disability %



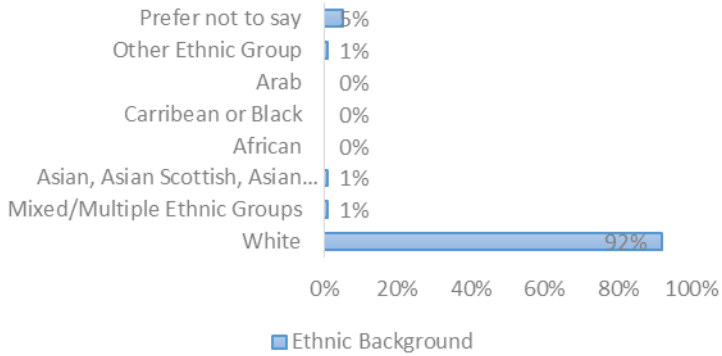
Caring Responsibilities%



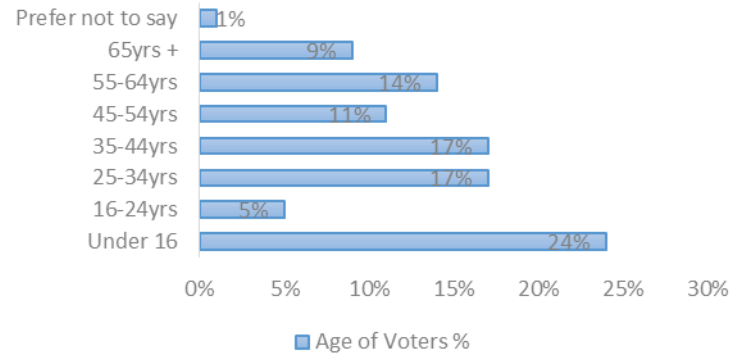
Appendix 2

Burnhill – Voters Demographics

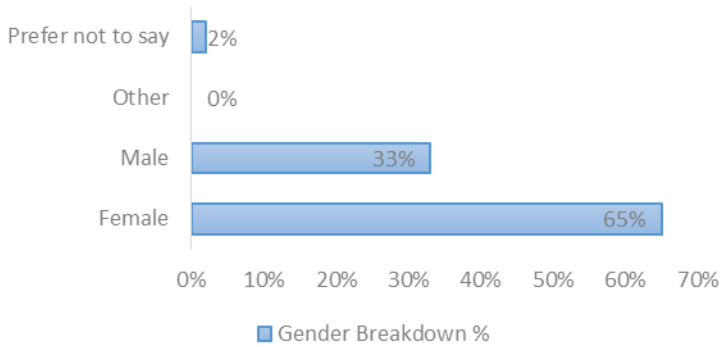
Ethnic Background %



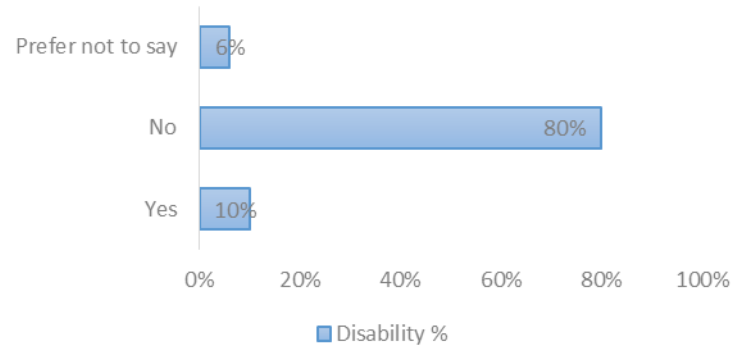
Age of Voters %



Gender Breakdown %



Disability %



Caring Responsibilities%

