

## Participatory Budgeting – Update for Clydesdale Area Committee November 2021

### Service Area

Education

### Lead Officer

Laura Mitchell

### Stage 1 : Pre Consultation :

- What are we asking the public for their view on (what service is it / description etc)?
- How much funding are we asking about?
- Who are we asking,
- How are we doing this ?
- When are we doing this ?
- When will we report back ?

### Progress update since last Area Committee:

#### **Participatory Budget Allocation**

Schools within the Clydesdale Area have allocated £94,416.76 of their £1,201,680 PEF Allocation for participatory budgeting (PB). Appendix 1 shows a breakdown of this for each of the learning communities. Appendix 2 summarises the percentage of PEF allocation that schools have allocated for participatory budgeting – 73% of schools have allocated the minimum 5% of their PEF budget, whilst 27% of schools have allocated more than this. A further school-by-school breakdown is outlined in Appendix 3.

#### **Reported Outcome**

Schools have undertaken a rigorous consultation process with stakeholders led by a Participatory Budgeting Stakeholder Group in each school. Some examples of how stakeholder ideas have been collected by schools are: outdoor parent coffee sessions; Google Forms; use of electronic programmes like Jamboard to create post-it note boards of pupil ideas; and paper mind maps of ideas.

Schools then engaged stakeholders in the voting process. Electronic and paper-based voting, as well as more hands-on options, were used by establishments based on their own intelligence in meeting the needs of their stakeholders. Appendix 3 outlines the outcome of the vote for each school. Appendix 4 outlines the distribution of votes by stakeholders across the Clydesdale area.

#### **Support Available**

A Microsoft Teams group for school PB Leads has supported and signposted schools to good practice. Practitioners have asked questions and shared good practice within the online area. This has been supported by the central Equity Team. Many schools have been tweeting their PB work to date, tagging our @SLCEquity Twitter feed in their posts. The central Equity Team has been actively monitoring this feed to promote good practice and the sharing of ideas.

#### **Next Steps**

Schools are now progressing with their spend, to ensure the minimum 5% is spent in full by end of March 2022. The central Equity Team are available to help schools navigate any challenges they face to ensure a full spend before the end of the financial year. Some schools have communicated that the PB Stakeholder Group in their school will continue to lead this across the school, further consulting with stakeholders on the detail of the proposed spend. The Equity Team are currently gathering specific school examples of good practice, which will be collated into case studies; these will be shared at future Area Committee meetings.

## Stage 2 : Post Consultation

- The outcome of the PB activity
- What happens next ?
- Further reporting requirements (eg required Committee approval)

Following the voting process, Education Resources will provide Area Committees with the following:

- Summary Report of each school's PB outcome (available late October/early November) and Local Authority and Area analysis report
- Regular updates and reports at Area Committee meetings including case studies focussed on impact/success (ongoing)
- Local Authority Financial Report on how PEF money allocated for PB has been spent (May/June 2022)

Education Resources will support schools with the implementation of PB and monitor and track the impact. Findings will inform any future PB activity within Education Resources.

Regular PB Updates and the highlighting of good practice will be communicated to schools via the PB and Equity Teams Pages and through our @SLCTwitter handle.

# Total PB Spend

## £94,416.76 (8%)

### Split amongst learning communities:

Biggar = £8,873.53 (9%)

Carluke = £38,363.47 (41%)

Lanark = £28,594.41 (30%)

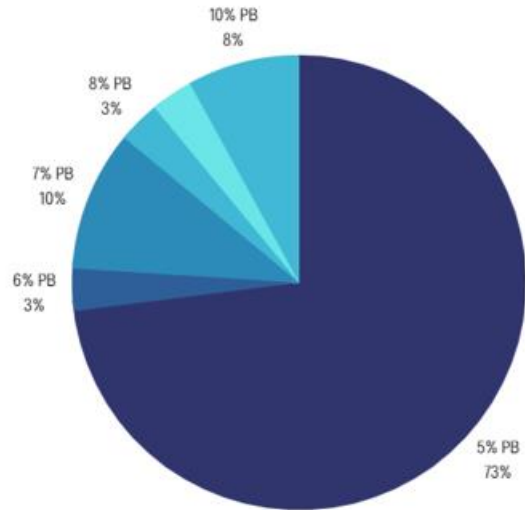
Lesmahagow = £18,585.35 (20%)



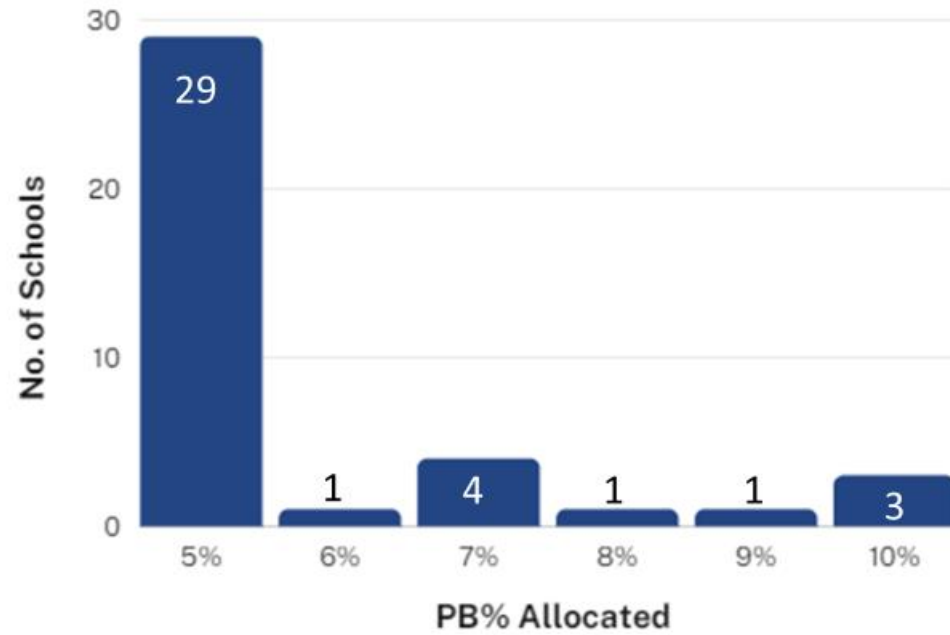
# PB in the Clydesdale Area



**% of Schools Who Allocated:  
(PB%)**



**Number of Schools Who Allocated:**



# A Further Breakdown Biggar L.C.

School	Total PB Spend	PB % of PEF	Approach
Abington Primary	£422.70	10%	Play resources
Auchengray primary	£295.89	7%	School events
Biggar Primary	£1,585.10	5%	Outdoor resources
Carnwath Primary	£493.15	7%	Curricular visits
Coulter Primary	£282.00	5%	Curricular visits
Crawford Primary	£422.70	10%	Community Themed Day
Leadhills Primary	£352.25	5%	School events
Libberton Primary	£634.05	5%	Outdoor Learning Resources & Extra-curricular clubs
Tinto Primary	£317.00	5%	Transport
Black Mount Primary	£493.15	7%	Curricular visits
Wiston Primary	£126.80	5%	Extra-curricular clubs
Biggar High School	£3,448.74	5%	Mental health day

**Total PB Spend = £8,873.53**

**Average PB % = 6%**

# A Further Breakdown Carluke L.C.

School	Total PB Spend	PB % of PEF	Approach
Braidwood Primary	£634.05	5%	Outdoor resources
Carluke Primary	£5,748.64	8%	Extra Curricular Clubs / Visiting Specialists
Crawforddyke Primary	£5,565.45	5%	Extra-curricular clubs
Forth Primary	£4,156.50	5%	Curricular visits
High Mill Primary	£4,536.91	7%	Outdoor resources
Kirkton Primary	£986.30	5%	Extra-curricular clubs
Law Primary	£2,324.80	5%	Outdoor resources
Victoria Park School	£4,297.40	5%	Extra-curricular clubs
Carluke High School	£10,113.42	6%	Quiet Spaces, ICT resources, increase FSM Uptake

**Total PB Spend = £38,363.47**

**Average PB % = 6%**

# A Further Breakdown Lanark L.C.

School	Total PB Spend	PB % of PEF	Approach
Braehead Primary	£126.81	9%	Curricular visits
Carmichael Primary	£422.70	5%	Curricular visits
Carstairs Junction Primary	£1,972.55	5%	Sports clothing supplies
Carstairs Primary	£1,479.45	5%	Extra-curricular clubs
Douglas Primary	£2,183.90	5%	Curricular visits
Kirkfieldbank Primary	£634.05	5%	Outdoor resources
Lanark Primary	£3,170.20	5%	Resources to support individual pupil needs/interests e.g. specific reading books
New Lanark Primary	£915.85	5%	Cooking club
Rigside Primary	£4,508.70	10%	Outdoor resources
Robert Owen Memorial Primary	£3,452.00	5%	Technology Workshops
Underbank Primary	£211.35	5%	Outdoor resources and HWB resources
Lanark Grammar	£9,516.85	5%	HWB resources

**Total PB Spend = £28,594.41**

**Average PB % = 6%**

# A Further Breakdown Lesmahagow L.C.

School	Total PB Spend	PB % of PEF	Approach
Bent Primary	£2,184	5%	Library resources
Blackwood Primary	£3,804.25	5%	Outdoor resources
Coalburn Primary	£1,479.45	5%	Outdoor resources
Milton Primary	£1,409	5%	After-School Cooking Club
Woodpark Primary	£5,283.70	5%	Outdoor resources
Lesmahagow High School	£4,424.95	5%	Mental health training, HWB resources

**Total PB Spend = £18,585.35**

**Average PB % = 5%**



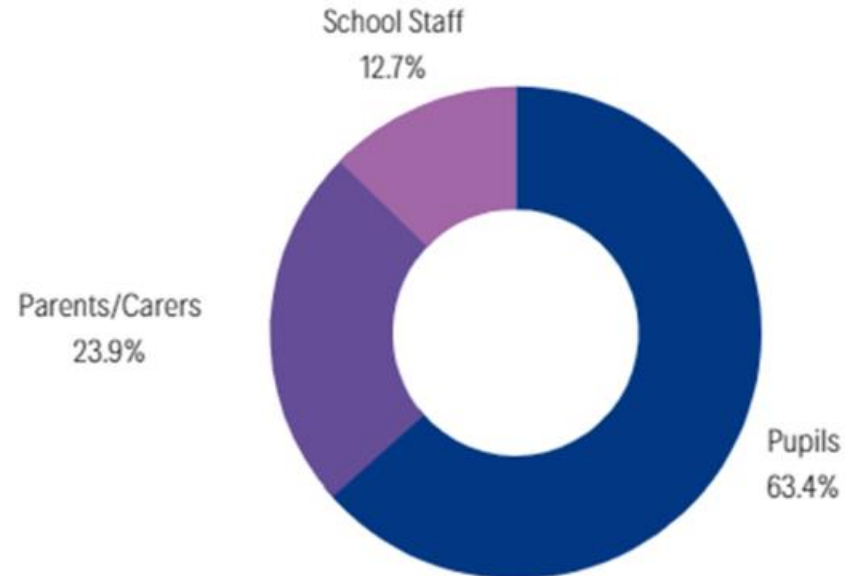
Appendix 4:

# The Vote

## Percentage Split of votes:

**Average % of Pupils who voted – 81%**

**Average % of Staff who voted – 75%**



**Number of pupils who voted – 4,880**

**Number of parents/carers who voted – 1,841**

**Number of staff who voted – 981**

**Total votes – 7,702**