

A Strategy for Larkhall Town Centre

Wednesday, April 07, 2021

Powered by  SurveyMonkey

109

Total Responses

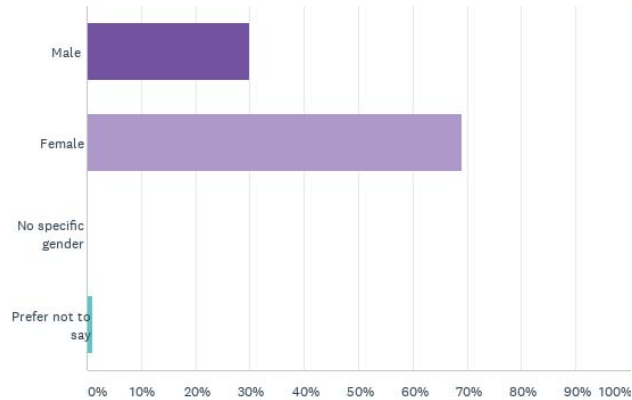
Date Created: Thursday, March 11, 2021

Complete Responses: 78

Powered by  SurveyMonkey

Q1: Are you:

Answered: 100 Skipped: 9



Powered by  SurveyMonkey

Q1: Are you:

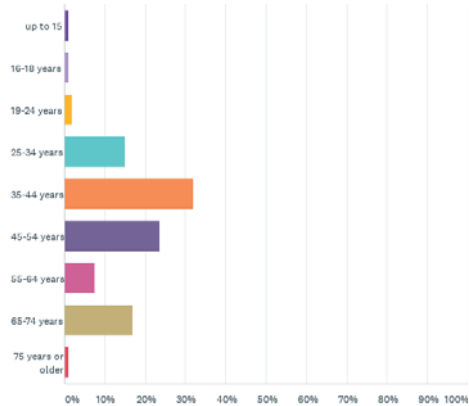
Answered: 100 Skipped: 9

ANSWER CHOICES	RESPONSES	
Male	30.00%	30
Female	69.00%	69
No specific gender	0.00%	0
Prefer not to say	1.00%	1
TOTAL		100

Powered by  SurveyMonkey

Q2: What age group are you in?

Answered: 106 Skipped: 3



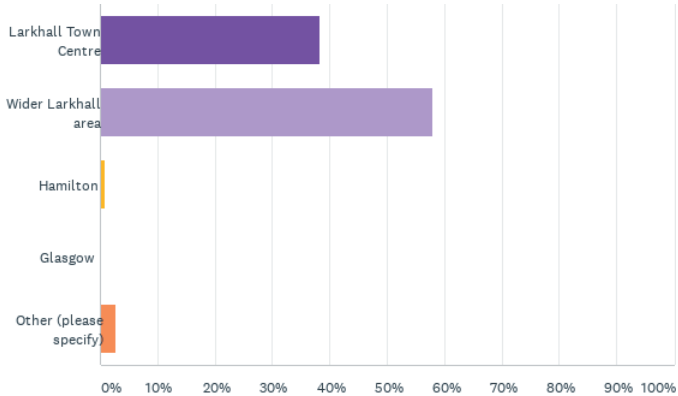
Q2: What age group are you in?

Answered: 106 Skipped: 3

ANSWER CHOICES	RESPONSES	
up to 15	0.94%	1
16-18 years	0.94%	1
19-24 years	1.89%	2
25-34 years	15.09%	16
35-44 years	32.08%	34
45-54 years	23.58%	25
55-64 years	7.55%	8
65-74 years	16.98%	18
75 years or older	0.94%	1
TOTAL		106

Q3: In which area do you live?

Answered: 107 Skipped: 2



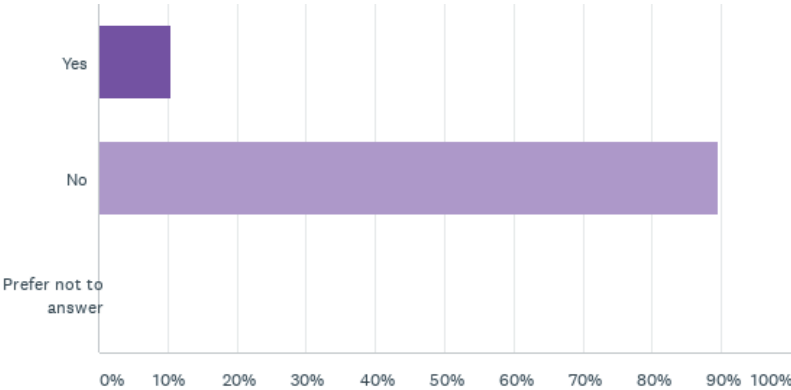
Q3: In which area do you live?

Answered: 107 Skipped: 2

ANSWER CHOICES	RESPONSES	
Larkhall Town Centre	38.32%	41
Wider Larkhall area	57.94%	62
Hamilton	0.93%	1
Glasgow	0.00%	0
Other (please specify)	2.80%	3
TOTAL		107

Q4: Do you consider yourself to have a disability according to the terms given in the Equality Act 2010?

Answered: 106 Skipped: 3



Powered by SurveyMonkey

Q4: Do you consider yourself to have a disability according to the terms given in the Equality Act 2010?

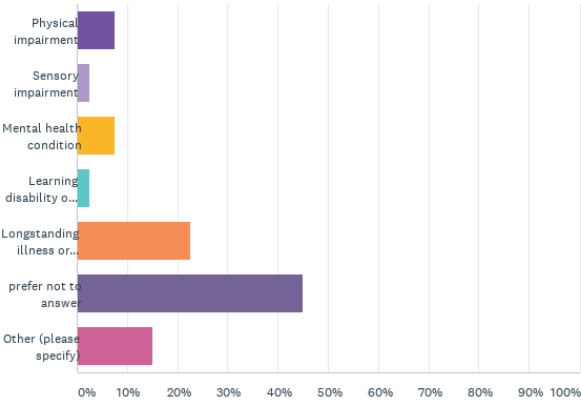
Answered: 106 Skipped: 3

ANSWER CHOICES	RESPONSES	
Yes	10.38%	11
No	89.62%	95
Prefer not to answer	0.00%	0
TOTAL		106

Powered by SurveyMonkey

Q5: If yes, please indicate the type of impairment which applies to you? (Select all that apply)

Answered: 40 Skipped: 69



Powered by SurveyMonkey

Q5: If yes, please indicate the type of impairment which applies to you? (Select all that apply)

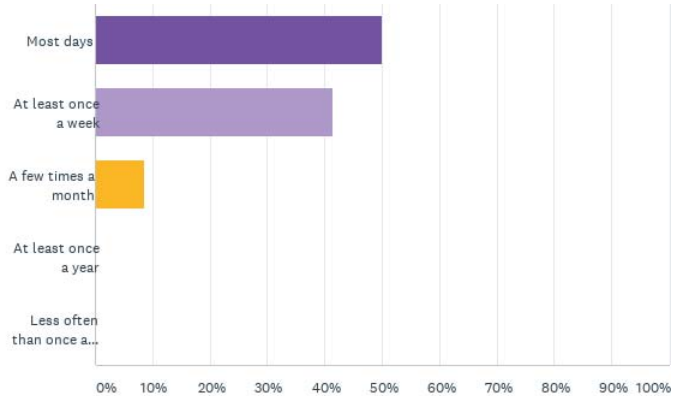
Answered: 40 Skipped: 69

ANSWER CHOICES	RESPONSES	
Physical impairment	7.50%	3
Sensory impairment	2.50%	1
Mental health condition	7.50%	3
Learning disability or cognitive impairment	2.50%	1
Longstanding illness or health condition	22.50%	9
prefer not to answer	45.00%	18
Other (please specify)	15.00%	6
Total Respondents: 40		

Powered by SurveyMonkey

Q6: How often do you visit Larkhall town centre?

Answered: 106 Skipped: 3



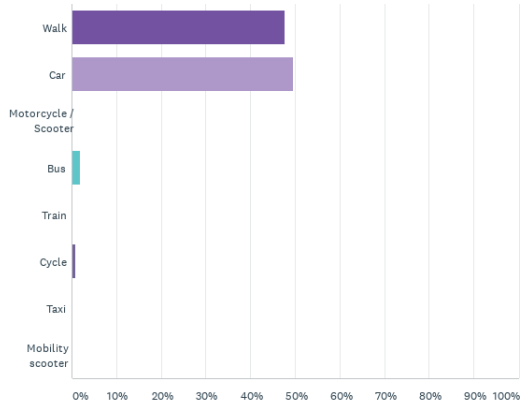
Q6: How often do you visit Larkhall town centre?

Answered: 106 Skipped: 3

ANSWER CHOICES	RESPONSES	
Most days	50.00%	53
At least once a week	41.51%	44
A few times a month	8.49%	9
At least once a year	0.00%	0
Less often than once a year	0.00%	0
TOTAL		106

Q7: How do you normally access Larkhall Town Centre?

Answered: 107 Skipped: 2



Q7: How do you normally access Larkhall Town Centre?

Answered: 107 Skipped: 2

ANSWER CHOICES	RESPONSES	
Walk	47.66%	51
Car	49.53%	53
Motorcycle / Scooter	0.00%	0
Bus	1.87%	2
Train	0.00%	0
Cycle	0.93%	1
Taxi	0.00%	0
Mobility scooter	0.00%	0
TOTAL		107

Q8: A number of challenges have been identified for the Larkhall town centre area, to what extent do you agree or disagree with these challenges listed below?

Answered: 78 Skipped: 31



Powered by SurveyMonkey

Q8: A number of challenges have been identified for the Larkhall town centre area, to what extent do you agree or disagree with these challenges listed below?

Answered: 78 Skipped: 31

	STRONGLY AGREE	AGREE	DISAGREE	STRONGLY DISAGREE	DON'T KNOW	TOTAL	WEIGHTED AVERAGE
Streetscape design	19.23% 15	48.72% 38	21.79% 17	1.28% 1	8.97% 7	78	2.44
Edge of town supermarkets	17.13% 13	47.91% 36	27.63% 21	5.25% 4	2.63% 2	76	2.44
Competition from other towns	18.18% 14	44.18% 34	28.57% 22	2.60% 2	6.46% 5	77	2.73
Customer profile	9.23% 7	60.53% 46	30.53% 24	2.63% 2	17.11% 13	76	2.88
Vehicle parking	30.77% 24	38.46% 30	20.51% 16	7.69% 6	2.56% 2	78	2.44
Vehicle accessibility	19.48% 15	40.26% 31	25.97% 20	9.08% 7	5.19% 4	77	2.81
Business support	22.37% 17	40.79% 31	3.95% 3	2.62% 2	30.28% 23	76	3.14
Community events	31.58% 24	44.74% 34	14.47% 11	2.62% 2	6.58% 5	76	2.32
Business diversity	30.67% 23	53.33% 40	10.67% 8	2.67% 2	2.67% 2	75	2.09
Disabled accessibility	19.74% 15	30.26% 23	14.47% 11	2.62% 2	32.89% 25	76	3.49
Digital access	17.57% 13	47.36% 36	9.48% 7	2.70% 2	22.97% 17	74	3.01
Business and user representation	9.33% 7	52.00% 39	6.67% 5	1.33% 1	30.67% 23	75	3.31
Changing customer needs	18.67% 14	62.67% 47	6.67% 5	1.33% 1	10.67% 8	75	2.41
Economic conditions	25.00% 19	63.16% 48	1.32% 1	1.32% 1	9.23% 7	76	2.18
Building use (empty retail space)	40.76% 31	44.74% 34	2.63% 2	1.32% 1	10.55% 8	76	2.11

Powered by SurveyMonkey

Q9: How would you rate the following in relation to Larkhall town centre?

Answered: 79 Skipped: 30



Powered by SurveyMonkey

Q9: How would you rate the following in relation to Larkhall town centre?

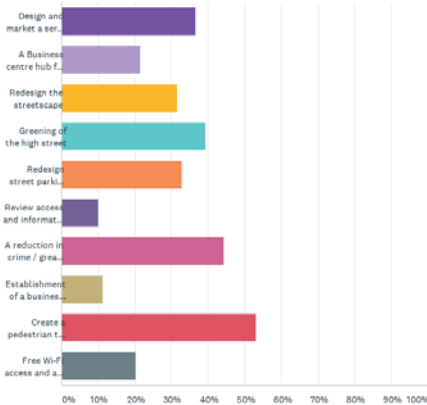
Answered: 79 Skipped: 30

	EXCELLENT	GOOD	POOR	VERY POOR	NO OPINION	TOTAL	WEIGHTED AVERAGE
Car parking	7.59% 6	49.37% 39	30.38% 24	11.39% 9	1.27% 1	79	2.49
Litter	0.00% 0	12.66% 10	36.71% 29	46.84% 37	3.80% 3	79	3.42
Graffiti	0.00% 0	41.03% 32	39.74% 31	15.38% 12	3.85% 3	78	2.82
Street furniture	1.30% 1	33.77% 26	46.75% 36	15.58% 12	2.60% 2	77	2.84
Larkhall's image as a place to visit	2.53% 2	16.46% 13	48.10% 38	30.38% 24	2.53% 2	79	3.14
Range of offer in shops	6.33% 5	41.77% 33	40.51% 32	11.39% 9	0.00% 0	79	2.57
Drop-off and collection	5.13% 4	26.92% 21	35.90% 28	11.54% 9	20.51% 16	78	3.15
Streetscape/public realm	0.00% 0	21.79% 17	50.00% 39	16.67% 13	11.54% 9	78	3.18

Powered by SurveyMonkey

Q10: Looking at the following projects in this section please select up to 3 projects that you feel we should give the highest priority to.

Answered: 79 Skipped: 30



Powered by SurveyMonkey

Q10: Looking at the following projects in this section please select up to 3 projects that you feel we should give the highest priority to.

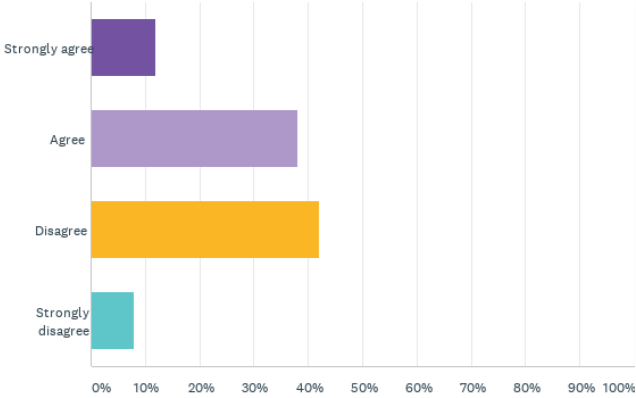
Answered: 79 Skipped: 30

ANSWER CHOICES	RESPONSES	
Design and market a series of community town centre programme of events	36.71%	29
A Business centre hub for micro businesses start up and job skills training	21.52%	17
Redesign the streetscape	31.65%	25
Greening of the high street	39.24%	31
Redesign street parking to provide short term pick up and collection, and loading space	32.91%	26
Review access and information signage	10.13%	8
A reduction in crime / greater safety	44.30%	35
Establishment of a business forum as a focal point for the town centre activity	11.39%	9
Create a pedestrian town square space for public use and events	53.16%	42
Free Wi-Fi access and a web presence for the town centre to advertise	20.25%	16
Total Respondents: 79		

Powered by SurveyMonkey

Q11: To what extent do you agree to bring more residential property into Larkhall town centre?

Answered: 76 Skipped: 33



Powered by SurveyMonkey

Q11: To what extent do you agree to bring more residential property into Larkhall town centre?

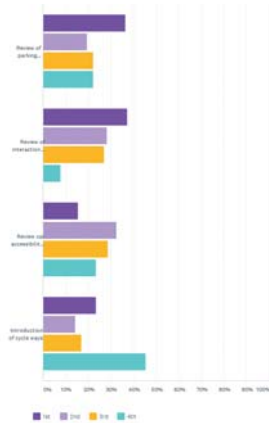
Answered: 76 Skipped: 33

ANSWER CHOICES	RESPONSES	
Strongly agree	11.84%	9
Agree	38.16%	29
Disagree	42.11%	32
Strongly disagree	7.89%	6
TOTAL		76

Powered by SurveyMonkey

Q13: Please consider the projects in this section of the action plan and rank them in order of priority (1 being the highest priority and 4 being the lowest).

Answered: 78 Skipped: 31



Powered by SurveyMonkey

Q13: Please consider the projects in this section of the action plan and rank them in order of priority (1 being the highest priority and 4 being the lowest).

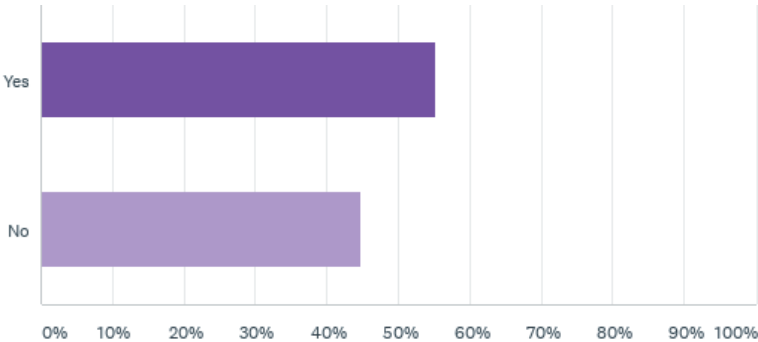
Answered: 78 Skipped: 31

	1ST	2ND	3RD	4TH	TOTAL	WEIGHTED AVERAGE
Review of parking arrangements	36.36% 28	19.48% 15	22.08% 17	22.08% 17	77	2.30
Review of interaction between wheeled and pedestrian traffic	37.18% 29	28.21% 22	26.92% 21	7.69% 6	78	2.05
Review car accessibility in town centre	15.58% 12	32.47% 25	28.57% 22	23.38% 18	77	2.60
Introduction of cycle ways	23.38% 18	14.29% 11	16.88% 13	45.45% 35	77	2.84

Powered by SurveyMonkey

Q14: Do you use public transport in Larkhall?

Answered: 78 Skipped: 31



Powered by SurveyMonkey

Q14: Do you use public transport in Larkhall?

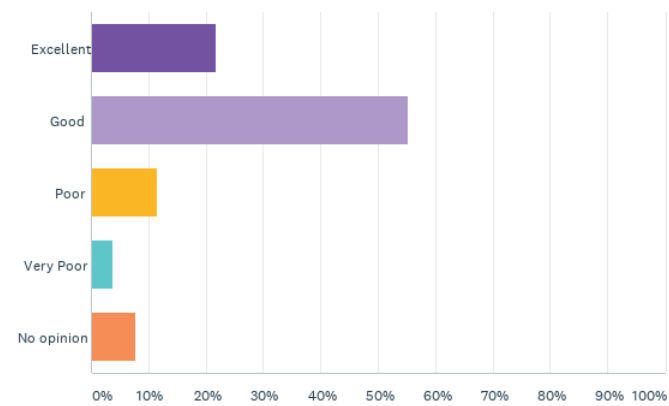
Answered: 78 Skipped: 31

ANSWER CHOICES	RESPONSES
Yes	55.13% 43
No	44.87% 35
TOTAL	78

Powered by SurveyMonkey

Q15: How well do you feel Larkhall town centre is served by public transport?

Answered: 78 Skipped: 31



Powered by SurveyMonkey

Q15: How well do you feel Larkhall town centre is served by public transport?

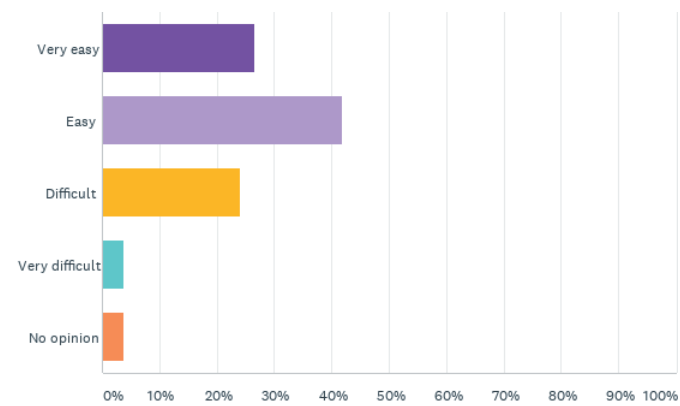
Answered: 78 Skipped: 31

ANSWER CHOICES	RESPONSES	
Excellent	21.79%	17
Good	55.13%	43
Poor	11.54%	9
Very Poor	3.85%	3
No opinion	7.69%	6
TOTAL		78

Powered by SurveyMonkey

Q16: How easy is it to use Larkhall town centre by car?

Answered: 79 Skipped: 30



Powered by SurveyMonkey

Q16: How easy is it to use Larkhall town centre by car?

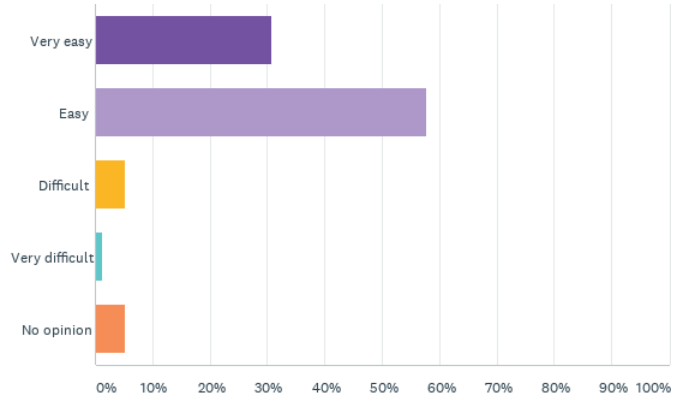
Answered: 79 Skipped: 30

ANSWER CHOICES	RESPONSES	
Very easy	26.58%	21
Easy	41.77%	33
Difficult	24.05%	19
Very difficult	3.80%	3
No opinion	3.80%	3
TOTAL		79

Powered by SurveyMonkey

Q17: How easy is it to travel to Larkhall town centre by car?

Answered: 78 Skipped: 31



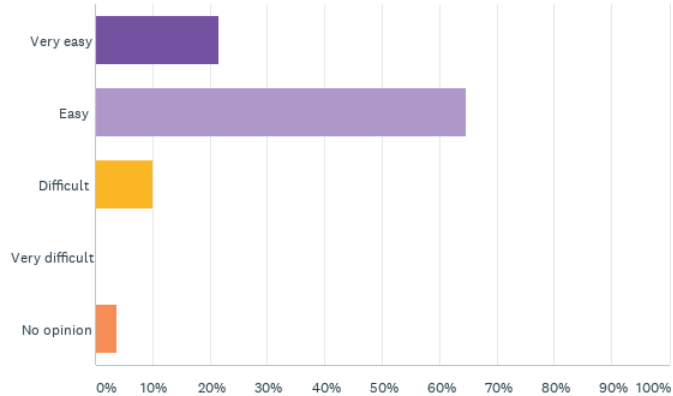
Q17: How easy is it to travel to Larkhall town centre by car?

Answered: 78 Skipped: 31

ANSWER CHOICES	RESPONSES	
Very easy	30.77%	24
Easy	57.69%	45
Difficult	5.13%	4
Very difficult	1.28%	1
No opinion	5.13%	4
TOTAL		78

Q19: Thinking about all forms of wheeled travel and walking in the town centre, how easy is it to navigate through the centre to a destination of your choice?

Answered: 79 Skipped: 30



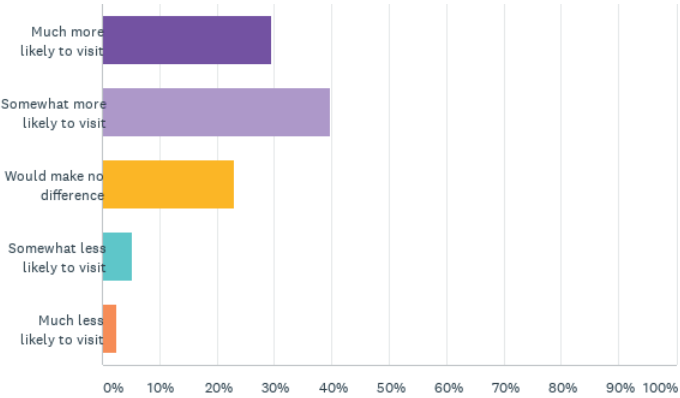
Q19: Thinking about all forms of wheeled travel and walking in the town centre, how easy is it to navigate through the centre to a destination of your choice?

Answered: 79 Skipped: 30

ANSWER CHOICES	RESPONSES	
Very easy	21.52%	17
Easy	64.56%	51
Difficult	10.13%	8
Very difficult	0.00%	0
No opinion	3.80%	3
TOTAL		79

Q20: What impact do town centre events and promotions have on your decision to visit Larkhall town centre?

Answered: 78 Skipped: 31



Powered by SurveyMonkey

Q20: What impact do town centre events and promotions have on your decision to visit Larkhall town centre?

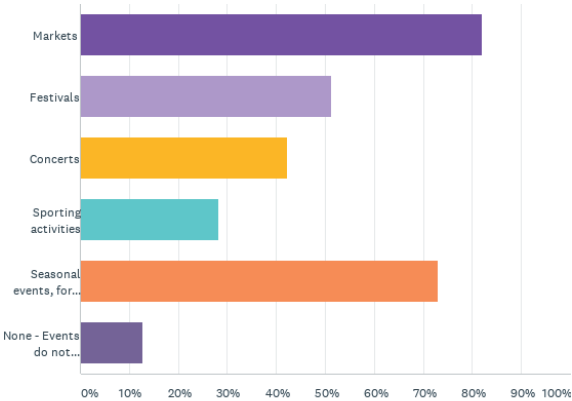
Answered: 78 Skipped: 31

ANSWER CHOICES	RESPONSES	
Much more likely to visit	29.49%	23
Somewhat more likely to visit	39.74%	31
Would make no difference	23.08%	18
Somewhat less likely to visit	5.13%	4
Much less likely to visit	2.56%	2
TOTAL		78

Powered by SurveyMonkey

Q21: Which of these events, if any, would make you more likely to visit Larkhall town centre? (Please select all that apply)

Answered: 78 Skipped: 31



Powered by SurveyMonkey

Q21: Which of these events, if any, would make you more likely to visit Larkhall town centre? (Please select all that apply)

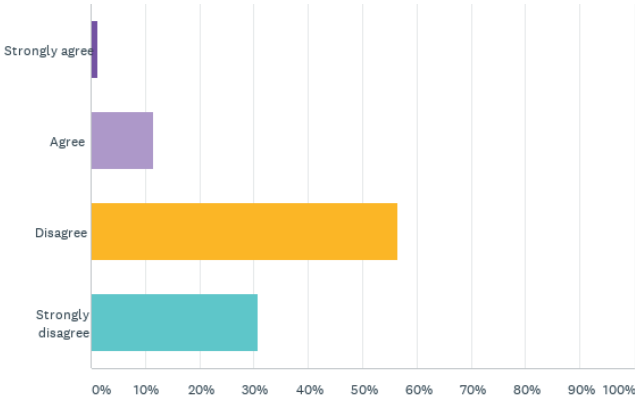
Answered: 78 Skipped: 31

ANSWER CHOICES	RESPONSES	
Markets	82.05%	64
Festivals	51.28%	40
Concerts	42.31%	33
Sporting activities	28.21%	22
Seasonal events, for example Christmas lights switch on, Easter parades	73.08%	57
None - Events do not influence my decision to visit the town centre	12.82%	10
Total Respondents: 78		

Powered by SurveyMonkey

Q22: To what extent do you agree or disagree that Larkhall town centre has enough for young people to do?

Answered: 78 Skipped: 31



Powered by SurveyMonkey

Q22: To what extent do you agree or disagree that Larkhall town centre has enough for young people to do?

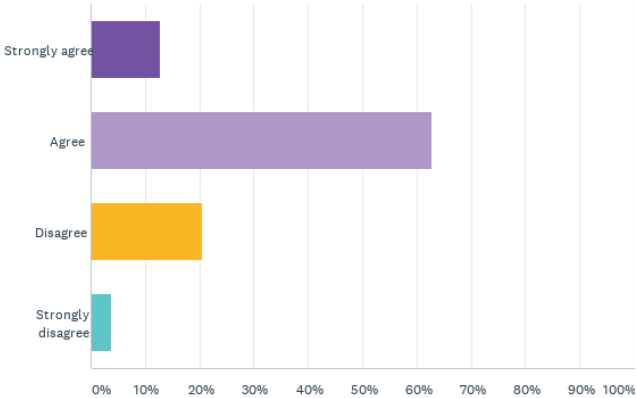
Answered: 78 Skipped: 31

ANSWER CHOICES	RESPONSES	
Strongly agree	1.28%	1
Agree	11.54%	9
Disagree	56.41%	44
Strongly disagree	30.77%	24
TOTAL		78

Powered by SurveyMonkey

Q24: To what extent do you agree or disagree that Larkhall town centre is suitable for older people?

Answered: 78 Skipped: 31



Powered by SurveyMonkey

Q24: To what extent do you agree or disagree that Larkhall town centre is suitable for older people?

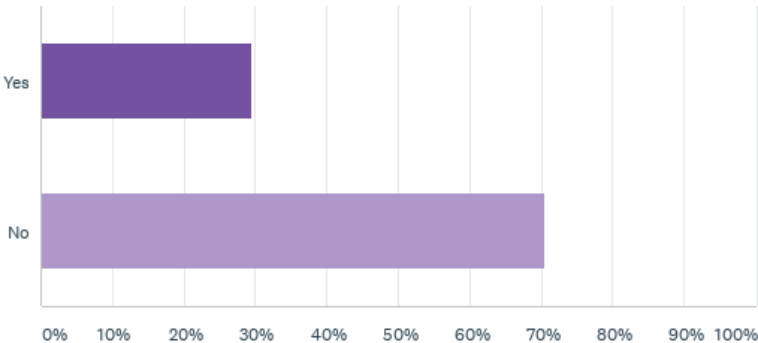
Answered: 78 Skipped: 31

ANSWER CHOICES	RESPONSES	
Strongly agree	12.82%	10
Agree	62.82%	49
Disagree	20.51%	16
Strongly disagree	3.85%	3
TOTAL		78

Powered by SurveyMonkey

Q26: Are you aware of online activity regarding Larkhall town centre?

Answered: 78 Skipped: 31



Powered by SurveyMonkey

Q26: Are you aware of online activity regarding Larkhall town centre?

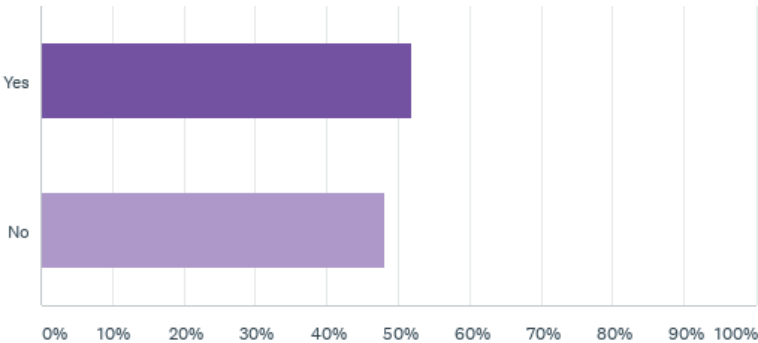
Answered: 78 Skipped: 31

ANSWER CHOICES	RESPONSES	
Yes	29.49%	23
No	70.51%	55
TOTAL		78

Powered by SurveyMonkey

Q27: Do you feel that free WiFi would make Larkhall town centre a more attractive place to visit?

Answered: 79 Skipped: 30



Powered by SurveyMonkey

Q27: Do you feel that free WiFi would make Larkhall town centre a more attractive place to visit?

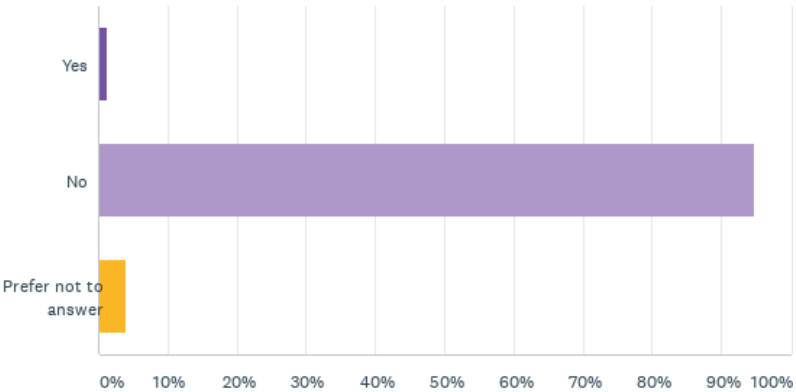
Answered: 79 Skipped: 30

ANSWER CHOICES	RESPONSES	
Yes	51.90%	41
No	48.10%	38
TOTAL		79

Powered by SurveyMonkey

Q29: Have you ever identified as a transgender person or transperson? (For the purpose of this question 'transgender' is defined as an individual who lives, or wants to live full time in the gender opposite to that they were assigned at birth)

Answered: 77 Skipped: 32



Powered by SurveyMonkey

Q29: Have you ever identified as a transgender person or transperson? (For the purpose of this question 'transgender' is defined as an individual who lives, or wants to live full time in the gender opposite to that they were assigned at birth)

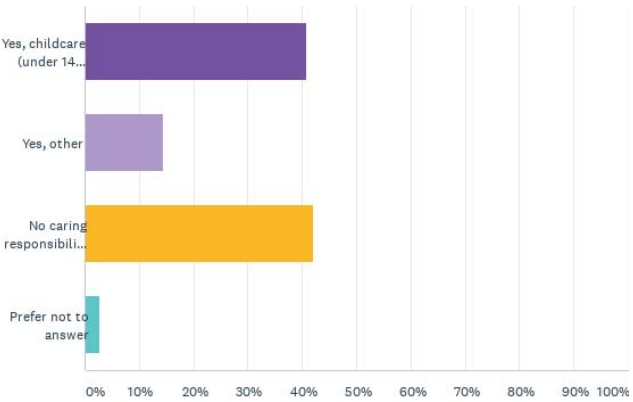
Answered: 77 Skipped: 32

ANSWER CHOICES	RESPONSES	
Yes	1.30%	1
No	94.81%	73
Prefer not to answer	3.90%	3
TOTAL		77

Powered by SurveyMonkey

Q30: Do you have caring responsibilities?

Answered: 76 Skipped: 33



Powered by SurveyMonkey

Q30: Do you have caring responsibilities?

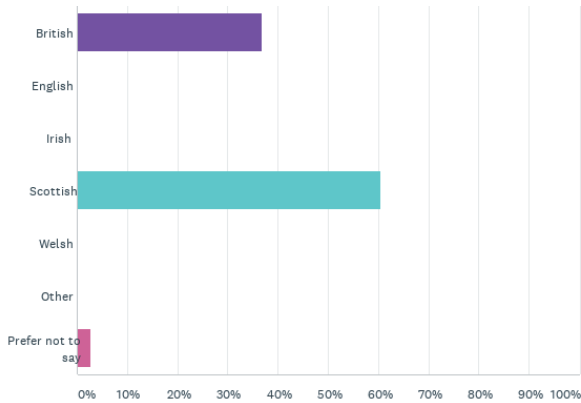
Answered: 76 Skipped: 33

ANSWER CHOICES	RESPONSES	
Yes, childcare (under 14 years)	40.79%	31
Yes, other	14.47%	11
No caring responsibilities	42.11%	32
Prefer not to answer	2.63%	2
TOTAL		76

Powered by SurveyMonkey

Q31: What do you consider your National identity to be?

Answered: 76 Skipped: 33



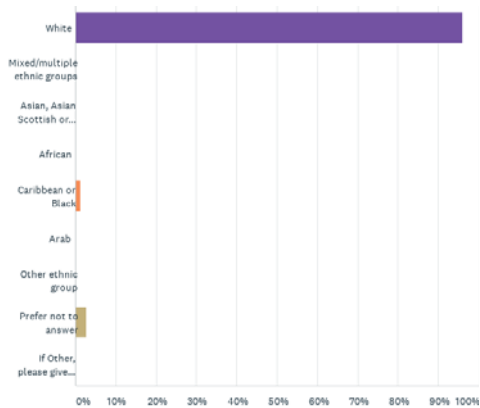
Q31: What do you consider your National identity to be?

Answered: 76 Skipped: 33

ANSWER CHOICES	RESPONSES	
British	36.84%	28
English	0.00%	0
Irish	0.00%	0
Scottish	60.53%	46
Welsh	0.00%	0
Other	0.00%	0
Prefer not to say	2.63%	2
TOTAL		76

Q32: What is your ethnic background?

Answered: 76 Skipped: 33



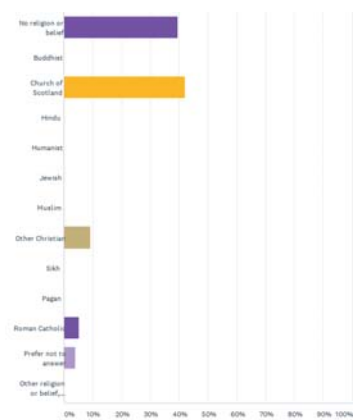
Q32: What is your ethnic background?

Answered: 76 Skipped: 33

ANSWER CHOICES	RESPONSES	
White	96.05%	73
Mixed/multiple ethnic groups	0.00%	0
Asian, Asian Scottish or Asian British	0.00%	0
African	0.00%	0
Caribbean or Black	1.32%	1
Arab	0.00%	0
Other ethnic group	0.00%	0
Prefer not to answer	2.63%	2
If Other, please give details	0.00%	0
TOTAL		76

Q33: What religion, religious denomination or body do you belong to?

Answered: 76 Skipped: 33



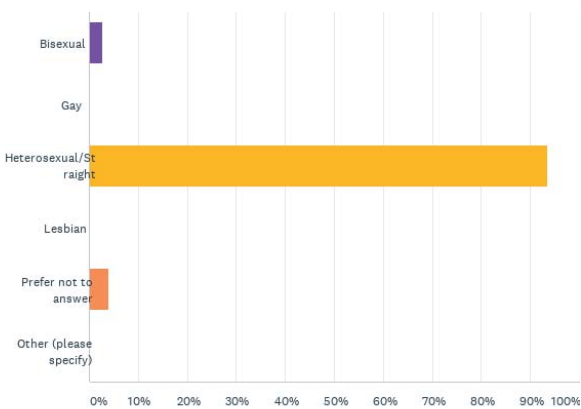
Q33: What religion, religious denomination or body do you belong to?

Answered: 76 Skipped: 33

ANSWER CHOICES	RESPONSES	
No religion or belief	39.47%	30
Buddhist	0.00%	0
Church of Scotland	42.11%	32
Hindu	0.00%	0
Humanist	0.00%	0
Jewish	0.00%	0
Muslim	0.00%	0
Other Christian	9.21%	7
Sikh	0.00%	0
Pagan	0.00%	0
Roman Catholic	5.26%	4
Prefer not to answer	3.95%	3
Other religion or belief, please specify	0.00%	0
TOTAL		76

Q34: Which of the following best describes your sexual orientation?

Answered: 76 Skipped: 33



Q34: Which of the following best describes your sexual orientation?

Answered: 76 Skipped: 33

ANSWER CHOICES	RESPONSES	
Bisexual	2.63%	2
Gay	0.00%	0
Heterosexual/Straight	93.42%	71
Lesbian	0.00%	0
Prefer not to answer	3.95%	3
Other (please specify)	0.00%	0
TOTAL		76