

## Participatory Budgeting – Update for Cambuslang and Rutherglen Area Committee September 2021

<b>Service Area</b>	Education	<b>Lead Officer</b>	Laura Mitchell
---------------------	-----------	---------------------	----------------

### Stage 1 : Pre Consultation :

- What are we asking the public for their view on (what service is it / description etc)?
- How much funding are we asking about?
- Who are we asking,
- How are we doing this ?
- When are we doing this ?
- When will we report back ?

### Progress update since last Area Committee:

#### **Participatory Budget Allocation**

Schools within the Cambuslang and Rutherglen Area have allocated £127,352.78 of their £1.470m PEF Allocation for participatory budgeting (PB). Appendix 1 shows a breakdown of this for each of the learning communities. Appendix 2 summarises the percentage of PEF allocation that schools have allocated for participatory budgeting – 81% of schools have allocated the minimum 5% of their PEF budget, whilst 19% of schools have allocated more than this. A further school-by-school breakdown is outlined in Appendix 3. Schools are now undertaking their consultation and voting process.

#### **Gathering Stakeholder Views**

Some examples of how stakeholder ideas have been collected by schools so far are: outdoor parent coffee sessions; Google Forms; use of electronic programmes like Jamboard to create post-it note boards of pupil ideas; paper mind maps of ideas. Schools are now exploring how to engage stakeholders in the voting process following on from the gathering of ideas. Electronic and paper-based voting, as well as more hands-on options, are being considered by establishments based on their own intelligence in meeting the needs of their stakeholders, which should result in a greater uptake of people voting.

#### **Support Available**

A Microsoft Teams group for school PB Leads is available to support and signpost schools to good practice. Practitioners have already begun asking questions and sharing good practice within the Teams area. This is supported by the central Equity Team. Many schools have been tweeting their PB work to date, tagging our @SLCEquity Twitter feed in their posts. The central Equity Team has been actively monitoring this feed to promote good practice and the sharing of ideas. The central Equity Team are also available to help schools navigate any challenges they face to ensure a full spend before the end of the financial year.

All schools will have their PB consultation process completed and spend agreed by 8<sup>th</sup> October. Schools will report the outcome of the PB consultation process via a Google form. This will be collated, and the information shared at future Area Committee meetings. Schools will then progress with their spend, to ensure the minimum 5% is spent in full by end of March 2022.

## Stage 2 : Post Consultation

- The outcome of the PB activity
- What happens next ?
- Further reporting requirements (eg required Committee approval)

Following the voting process, Education Resources will provide Area Committees with the following:

- Summary Report of each school's PB outcome (available late October/early November) and Local Authority and Area analysis report
- Regular updates and reports at Area Committee meetings including case studies focussed on impact/success (ongoing)
- Local Authority Financial Report on how PEF money allocated for PB has been spent (May/June 2022)

Education Resources will support schools with the implementation of PB and monitor and track the impact. Findings will inform any future PB activity within Education Resources.

Regular PB Updates and the highlighting of good practice will be communicated to schools via the PB and Equity Teams Pages and through our @SLCTwitter handle.

# Total PB Spend


**£127,352.78 (9%)**

**Split amongst learning communities:**

Cathkin = £47,915.24 (38%)

Stonelaw = £47,316.64 (37%)

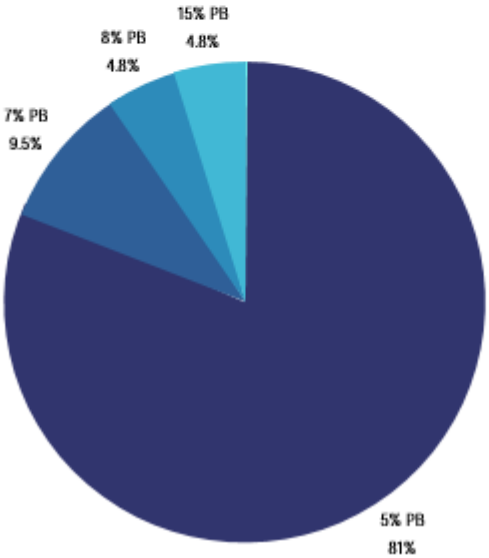
Trinity = £32,120.90 (25%)



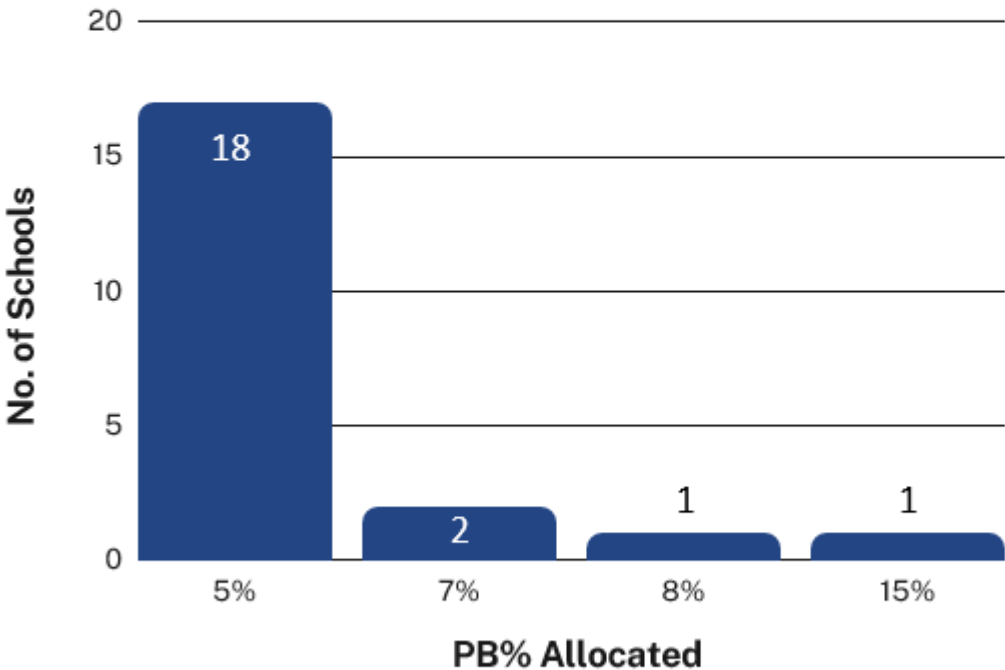
# PB in the Cambuslang/ Rutherglen Area



% of Schools Who Allocated:  
(PB%)



Number of Schools Who Allocated:



## A Further Breakdown Cathkin L.C.

School	Total PB Spend	PB % of PEF	Approach
Cairns Primary	£7,960.75	5%	
Cathkin Primary	£10,454.64	7%	
Hallside Primary	£7,037.85	15%	
Loch Primary	£6,199.50	5%	
West Coats Primary	£2,465.70	5%	
Rutherglen HS	£3,381.55	5%	
Cathkin High School	£10,415.25	5%	

**Total PB Spend = £47,915.27**

**Average PB % = 7%**

# A Further Breakdown Stonelaw L.C.

School	Total PB Spend	PB % of PEF
Bankhead Primary	£6,199.50	5%
Burgh Primary	£5,635.90	5%
Burnside Primary	£1,902.10	5%
Calderwood PS	£5,635.92	8%
James Aiton Primary	£3,240.65	5%
Spittal Primary	£3,663.35	5%
Park View Primary	£3,452.00	5%
Stonelaw High School	£17,587.22	7%

**Total PB Spend = £47,316.64**

**Average PB % = 6%**

# A Further Breakdown Trinity L.C.

School	Total PB Spend	PB % of PEF
St. Anthony's Primary	£2,789.80	5%
St. Bride's Primary	£3,381.55	5%
St. Cadoc's Primary	£2,395.25	5%
St. Charles Primary	£3,804.25	5%
St. Columbkille's Primary	£3,945.15	5%
St. Mark's Primary	£2,820.00	5%
Trinity High	£12,984.90	5%

**Total PB Spend = £32,120.90**

**Average PB % = 5%**