

# Report

Report to:	<b>Executive Committee</b>
Date of Meeting:	<b>22 September 2021</b>
Report by:	<b>Executive Director (Education Resources)</b>

Subject:	<b>Proposal to Conduct a Consultation to Realign the Catchment Areas of Newton Farm and Hallside Primary Schools and to Alter the Secondary School Those Pupils in the Rezoned Area would Attend from Uddingston Grammar to Cathkin High School</b>
----------	---

## 1. Purpose of Report

1.1. The purpose of the report is to:-

- ♦ provide information on pupil projections for Newton Farm and Hallside Primary Schools and the current catchment area of the two schools
- ♦ to seek approval from Executive Committee to undertake a statutory consultation on the proposed catchment realignment of Newton Farm and Hallside Primary Schools, including altering the secondary school those pupils in the rezoned area would attend from Uddingston Grammar to Cathkin High School

## 2. Recommendation(s)

2.1. The Committee is asked to approve the following recommendation(s):-

- (1) that a statutory consultation under the Schools (Consultation) (Scotland) Act 2010 is undertaken to propose a change to the catchment areas of Newton Farm Primary School and Hallside Primary School to balance pupil numbers more effectively within the two schools and to alter the secondary school those pupils in the rezoned area would attend from Uddingston Grammar to Cathkin High.

## 3. Background

- 3.1. The current catchment areas for Newton Farm Primary School and Hallside Primary School are shown on Appendix 1. Appendix 1 also shows the area of Westburn and the section of the CGA proposed to be realigned to Hallside Primary School.
- 3.2. Newton Farm Primary School was a new school built to accommodate the Newton Community Growth area. It opened in August 2017 and since then has shown growth in pupil numbers higher than the projected pupil generation of 30 pupils per year group per 1,000 houses.
- 3.3. The roll of Hallside Primary School has been decreasing over a number of years. The school is currently operating with spare accommodation and could, therefore, take

additional pupils thus helping reduce the roll of Newton Farm Primary School and more effectively balancing the pupil population in the area.

- 3.4. Below is information on current pupil data and the projected pupil numbers (including expected pupils from known housing developments).

3.5. Newton Farm Primary School

Newton Farm Primary School has 14 Classrooms and a 65 place Nursery (ages 2-5 years). With this accommodation (assuming an average of 30 pupils per class), the school could accommodate 420 pupils.

The roll at the time of the September 2020 census was 489. The current roll is 556 and this is being managed by the use of 4 mobile teaching units together with other spaces in the school pending completion of the 7-classroom extension next year.

3.6. Hallside Primary School

Hallside Primary School has 16 classrooms available, and (assuming an average of 30 pupils per class), the school could accommodate 480 pupils.

The roll at the time of the September 2020 census was 259. The current roll is 262.

3.7. Action Required

An options appraisal was carried out to assess the most appropriate area to realign, both geographically and with respect to the number of pupils that would be affected, to ensure that pupil numbers are well balanced as a result of any alteration to the catchment areas.

**4. Proposal**

**Catchment Realignment of Newton Farm Primary School and Hallside Primary School.**

- 4.1. The area of Westburn and the outlined development areas from the CGA adjoin the existing Hallside Primary School catchment and allow the best use of the accommodation in both schools with regards to the number of pupils the areas will generate. Appendix 2 outlines the proposed new catchment areas for Newton Farm Primary School and Hallside Primary School.

The addresses within the Westburn area that are affected by the proposal are:

Arrol Wynd, Dalziel Close, Dalziel Crescent, Dalziel Gait, Dalziel Grove, Dalziel Path, Dalziel Way, Dunlop Street, Findlay Terrace, Greenwood Avenue, Henderson Avenue, Lockhart Avenue, Lockhart Drive, McIver Street, Mitchell Avenue, Newton Avenue – numbers 2-82, Newton Court, Northbank Avenue, Redpath Drive, Westburn Avenue, Westburn Road - numbers 100-227, Westfarm Avenue, Westfarm Court, Westfarm Crescent, Westfarm Drive, Westfarm Gait, Westfarm Grove, Westfarm Lane, Westfarm Wynd

- 4.2. Given the capacity of both schools and the assumptions of expected pupil numbers coming from the new housing developments, it is anticipated that therealignment will allow for both Newton Farm Primary School and Hallside Primary School to accommodate the predicted numbers of pupils more equitably.

- 4.3. The construction of the 7-classroom extension to Newton Farm Primary School, approved by Executive Committee on 26 May 2021, is currently underway with a targeted occupation date of August 2022. This would increase the capacity of Newton Farm Primary School to 630 pupils (21 classrooms with an average of 30 pupils per classroom). This is considered the maximum number of classrooms which can be accommodated long term for the school site to allow the ancillary school accommodation to function effectively.

4.4. Table 1: Primary School Information

	NEWTON FARM	HALLSIDE
Classrooms – August 2022	21	16
Capacity(assuming ave 30 pupils per class)	630	480
Estimate pupil roll 2025	666	342
Estimate pupil roll 2028	601	484

- 4.5. It can be seen that, for a period of time, the numbers at Newton Farm Primary School will exceed the new capacity of 630. Therefore, classroom accommodation may, for a period of time, require to be supplemented by-
- Additional temporary accommodation
  - Additional classroom teachers
  - Use of other available accommodation in the school/area.

These measures will be required until the spike in pupil numbers reaches its highest level and then begins to reduce. The timescales for this are dependent on house building completions.

#### 4.6. Impact on Secondary Pupil Rolls

- 4.7. Newton Farm Primary School is zoned to Uddingston Grammar School and Hallside Primary School to Cathkin High School. If the proposed rezoning took place, this would change the secondary catchment school from Uddingston Grammar School to Cathkin High School.
- 4.8. The realignment of part of the Newton Farm catchment area will assist in any potential accommodation pressures that could impact on Uddingston Grammar School.
- 4.9. Developers' contributions expected, should all known housing developments go ahead, can assist in any works necessary to accommodate the projected pupil roll in Uddingston Grammar. A feasibility study has begun to establish required works and indicative costs.
- 4.10. Similarly, Cathkin High School has developer contributions available to assist in effectively managing the projected increase in roll, as a result of any catchment change, and any future works required.

#### 5. Employee Implications

- 5.1. Employee resources at each school would continue to be provided by means of existing staffing protocols and agreed management structures.

## **6. Financial Implications**

- 6.1. The proposal demonstrates a Best Value approach to effectively managing the school estate and the council's property portfolio.
- 6.2. South Lanarkshire Council's policy on transport will still apply following any catchment change.
- 6.3. As stated above in paragraphs 4.10 and 4.11, work will progress in considering required works for the secondary schools, including the financial implications of these.

## **7. Climate Change, Sustainability and Environmental Implications**

- 7.1. Any proposals will meet all South Lanarkshire Council requirements in respect to Climate Change, Sustainability and Environmental factors.

## **8. Other Implications**

- 8.1. If approved, the consultation period is proposed to commence late September 2021 with the implementation date of any catchment realignment for new P1 or S1 pupils to be from August 2022.
- 8.2. Families potentially affected will be advised of the ongoing consultation and that their child will have their place confirmed after the outcome of the proposal is considered at Executive Committee.
- 8.3. Families with children already attending either primary school, and with a further sibling enrolling in P1 in respect of school sessions August 2022 through to August 2027, will have the choice for their P1 child to be granted placement in that school regardless of any catchment change. This would similarly be the case for the associated secondary school from August 2022 through to August 2026.
- 8.4. As part of the statutory consultation process, there is a requirement for a public meeting to be held in order to fully engage with the local community on this proposal. Dependent on any changing national Covid-19 guidance, a final decision requires to be taken whether the live meeting will be physical or virtual. Other alternative means of engagement will require to be available if a respondent cannot participate in a virtual meeting.

## **9. Equality Impact Assessment and Consultation Arrangements**

- 9.1. Under the Schools (Consultation) (Scotland) Act 2010, any proposals to vary any of the admission arrangements for a school, including its catchment area, would necessitate a statutory consultation.
- 9.2. There was no requirement to carry out an Equality Impact Assessment in terms of this report.

**Tony McDaid**  
**Executive Director (Education Resources)**

1 September 2021

**Link(s) to Council Values/Ambitions/Objectives**

- ◆ Raise educational achievement and attainment
- ◆ Achieve efficient and effective use of resources

**Previous References**

Bullet point list or None

**List of Background Papers**

None

**Contact for Further Information**

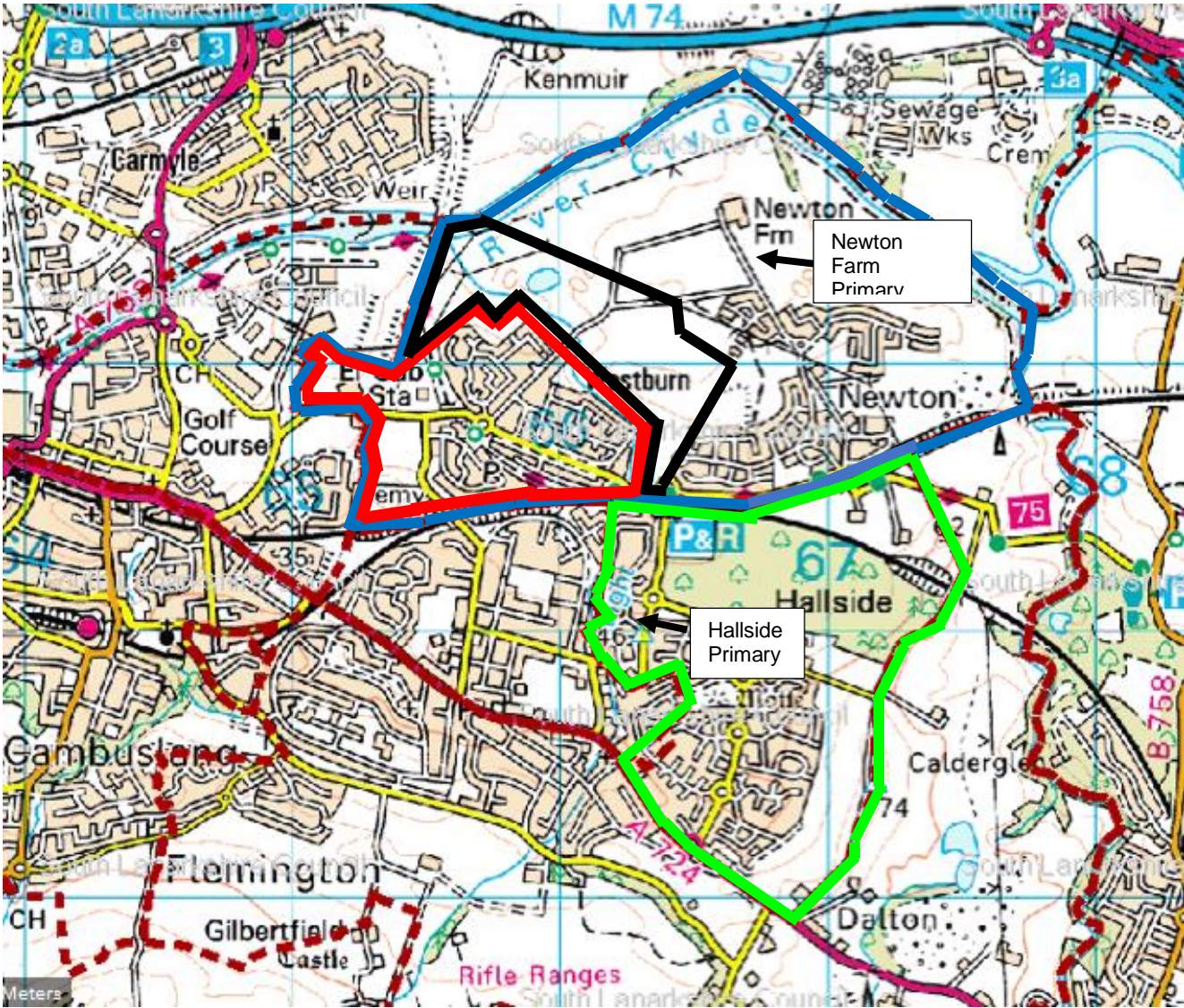
If you would like to inspect the background papers or want further information, please contact:-





Lynn Sherry, Head of Education (Support Services and School Estate)

Ext: 5620 (Tel: 01698 455620)

E-mail: [lynn.sherry@southlanarkshire.gov.uk](mailto:lynn.sherry@southlanarkshire.gov.uk)

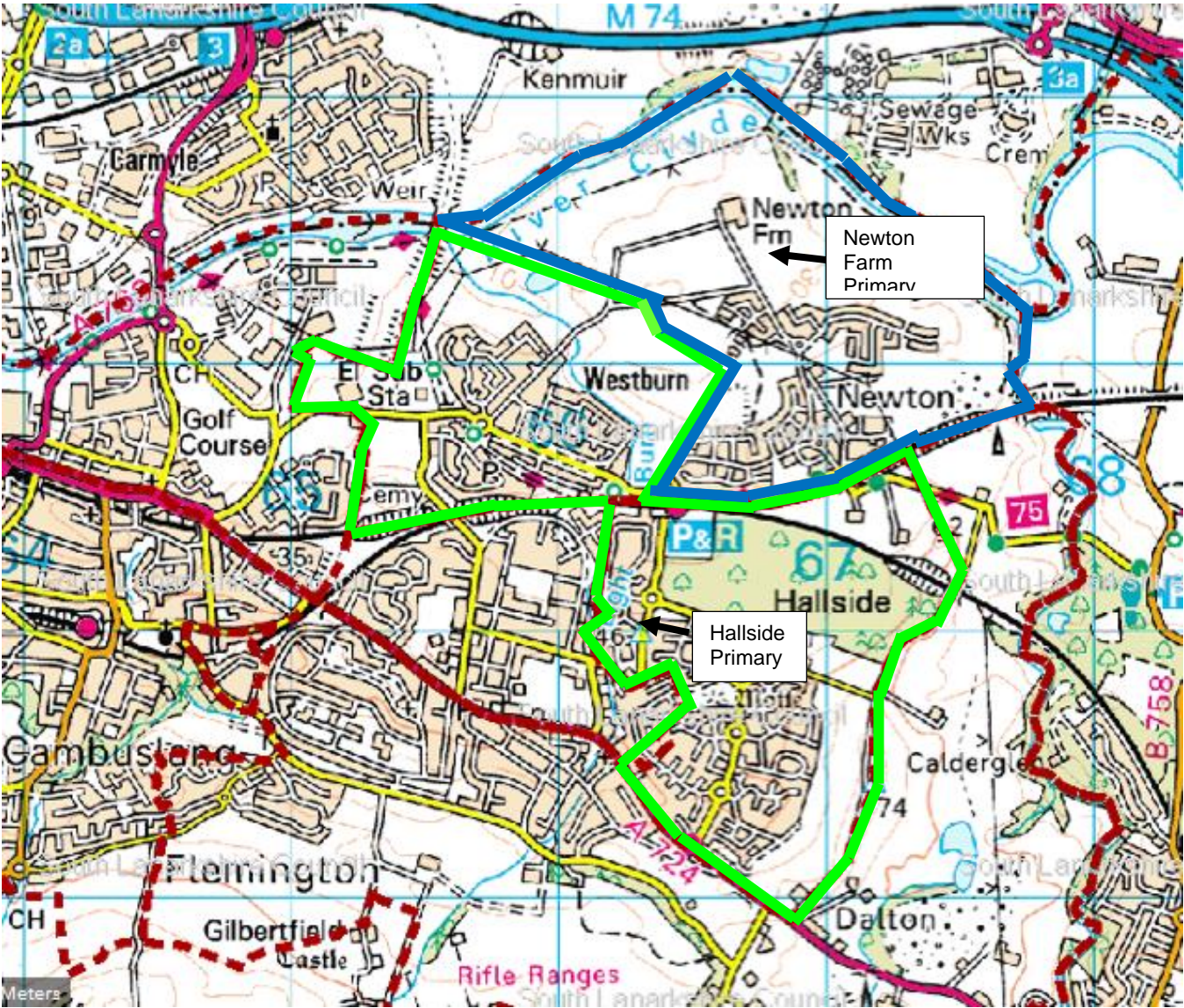
Appendix 1 – Newton Farm Primary School and Hallside Primary School existing catchment areas, and Westburn area





	Newton Farm PS Catchment Area
	Hallside PS Catchment Area
	Westburn Area
	Newton CGA developments 2J, K and L



Appendix 2 – Proposed new catchment areas for Newton Farm Primary School and Hallside Primary School



	Newton Farm PS Catchment Area
	Hallside PS Catchment Area