Montrose House 154 Montrose Crescent Hamilton ML3 6LB Tel: 0303 123 1015 Email: planning@southlanarkshire.gov.uk

Applications cannot be validated until all the necessary documentation has been submitted and the required fee has been paid.

Thank you for completing this application form:

ONLINE REFERENCE 100272089-003

The online reference is the unique reference for your online form only. The Planning Authority will allocate an Application Number when your form is validated. Please quote this reference if you need to contact the planning Authority about this application.

Applicant or Agent Details

Are you an applicant or an agent? * (An agent is an architect, consultant or someone else acting on behalf of the applicant in connection with this application) ☐ Applicant ☒ Agent

Agent Details

Please enter Agent details

Company/Organisation:	Clyde Deveron Annan Land Services		
Ref. Number:		You must enter a Building Name or Number, or both: *	
First Name: *	Robert	Building Name:	
Last Name: *	French	Building Number:	13
Telephone Number: *	[redacted]	Address 1 (Street): *	Woodlea Court
Extension Number:		Address 2:	Craigielands, Beattock
Mobile Number:		Town/City: *	Moffat
Fax Number:		Country: *	Scotland
		Postcode: *	DG10 9QQ
Email Address: *	[redacted]		

Is the applicant an individual or an organisation/corporate entity? *

☒ Individual ☐ Organisation/Corporate entity

Applicant Details

Please enter Applicant details

Title:	Mrs	You must enter a Building Name or Number, or both: *	
Other Title:		Building Name:	NEWTON FARM
First Name: *	JANICE	Building Number:	
Last Name: *	BRODIE	Address 1 (Street): *	NEWTON ROAD
Company/Organisation		Address 2:	
Telephone Number: *		Town/City: *	STRATHAVEN
Extension Number:		Country: *	SCOTLAND
Mobile Number:	[redacted]	Postcode: *	ML10 6PA
Fax Number:			
Email Address: *	[redacted]		

Site Address Details

Planning Authority: South Lanarkshire Council

Full postal address of the site (including postcode where available):

Address 1:	GLAIKHEAD
Address 2:	COALBURN ROAD
Address 3:	COALBURN
Address 4:	
Address 5:	
Town/City/Settlement:	LANARK
Post Code:	ML11 0NF

Please identify/describe the location of the site or sites

Northing	636458	Easting	281135

Description of Proposal

Please provide a description of your proposal to which your review relates. The description should be the same as given in the application form, or as amended with the agreement of the planning authority: *
(Max 500 characters)

Residential development (planning permission in principle)

Type of Application

What type of application did you submit to the planning authority? *

☐ Application for planning permission (including householder application but excluding application to work minerals).

☐ Application for planning permission in principle.

☒ Further application.

☐ Application for approval of matters specified in conditions.

What does your review relate to? *

☒ Refusal Notice.

☐ Grant of permission with Conditions imposed.

☐ No decision reached within the prescribed period (two months after validation date or any agreed extension) – deemed refusal.

Statement of reasons for seeking review

You must state in full, why you are a seeking a review of the planning authority's decision (or failure to make a decision). Your statement must set out all matters you consider require to be taken into account in determining your review. If necessary this can be provided as a separate document in the 'Supporting Documents' section: * (Max 500 characters)

Note: you are unlikely to have a further opportunity to add to your statement of appeal at a later date, so it is essential that you produce all of the information you want the decision-maker to take into account.

You should not however raise any new matter which was not before the planning authority at the time it decided your application (or at the time expiry of the period of determination), unless you can demonstrate that the new matter could not have been raised before that time or that it not being raised before that time is a consequence of exceptional circumstances.

SLC refused on road safety. ESC Transport contends the application site could achieve a more suitable road safety regime and requested that by e-mail. this would have provided a far superior position than the majority of Glaikhead. The former mine - based on a very low figure of 200 vehicles movements each way must have had easily 4,000,000 journeys that doesn't include the building phase or the later aluminium facility. SLC Application CL/11/0019 10m away was passed without a traffic survey,

Have you raised any matters which were not before the appointed officer at the time the Determination on your application was made? * ☒ Yes ☐ No

If yes, you should explain in the box below, why you are raising the new matter, why it was not raised with the appointed officer before your application was determined and why you consider it should be considered in your review: * (Max 500 characters)

He was unable to give a response to the granting of a house 10m away and being allowed to build an additional house on a uncompiled planning condition area, the same applies to out with settlement boundary. As for the number of vehicle movement bases on 200 each way over the life of Auchlochan 9&10 over 38 year equals 4.6m vehicle movements the total never included the building stage or next land usage as a aluminium work. A truer figure would be higher and yet SLC road's refuse 3 units.

Please provide a list of all supporting documents, materials and evidence which you wish to submit with your notice of review and intend to rely on in support of your review. You can attach these documents electronically later in the process: * (Max 500 characters)

See list on attached supporting statement.

Application Details

Please provide the application reference no. given to you by your planning authority for your previous application.	P/19/0454
What date was the application submitted to the planning authority? *	20/03/2019
What date was the decision issued by the planning authority? *	31/03/2020

Review Procedure

The Local Review Body will decide on the procedure to be used to determine your review and may at any time during the review process require that further information or representations be made to enable them to determine the review. Further information may be required by one or a combination of procedures, such as: written submissions; the holding of one or more hearing sessions and/or inspecting the land which is the subject of the review case.

Can this review continue to a conclusion, in your opinion, based on a review of the relevant information provided by yourself and other parties only, without any further procedures? For example, written submission, hearing session, site inspection. *

☒ Yes ☐ No

In the event that the Local Review Body appointed to consider your application decides to inspect the site, in your opinion:

Can the site be clearly seen from a road or public land? *	☒ Yes ☐ No
Is it possible for the site to be accessed safely and without barriers to entry? *	☒ Yes ☐ No

Checklist – Application for Notice of Review

Please complete the following checklist to make sure you have provided all the necessary information in support of your appeal. Failure to submit all this information may result in your appeal being deemed invalid.

Have you provided the name and address of the applicant?. *	☒ Yes ☐ No
Have you provided the date and reference number of the application which is the subject of this review? *	☒ Yes ☐ No
If you are the agent, acting on behalf of the applicant, have you provided details of your name and address and indicated whether any notice or correspondence required in connection with the review should be sent to you or the applicant? *	☒ Yes ☐ No ☐ N/A
Have you provided a statement setting out your reasons for requiring a review and by what procedure (or combination of procedures) you wish the review to be conducted? *	☒ Yes ☐ No

Note: You must state, in full, why you are seeking a review on your application. Your statement must set out all matters you consider require to be taken into account in determining your review. You may not have a further opportunity to add to your statement of review at a later date. It is therefore essential that you submit with your notice of review, all necessary information and evidence that you rely on and wish the Local Review Body to consider as part of your review.

Please attach a copy of all documents, material and evidence which you intend to rely on (e.g. plans and Drawings) which are now the subject of this review *	☒ Yes ☐ No

Note: Where the review relates to a further application e.g. renewal of planning permission or modification, variation or removal of a planning condition or where it relates to an application for approval of matters specified in conditions, it is advisable to provide the application reference number, approved plans and decision notice (if any) from the earlier consent.

Declare – Notice of Review

I/We the applicant/agent certify that this is an application for review on the grounds stated.

Declaration Name: Mr Robert French

Declaration Date: 29/06/2020

Former Auchlochan No 9 Colliery, Glaikhead Near Coalburn ML11 0NF

GLAIKHEAD RESIDENTIAL (PLANNING IN PRINCIPLE)

Two elements to this appeal firstly road safety, secondly a consistence approach

The standard response when asked about an application which in a similar area is every application on its own merits.

The next response is if you allow an application to pass it like the crack in a dam wall when a little water trickle out shortly after the whole dam collapses. Yet that statement flies in the face of numerous application which are passed contrary to policy.

The two comments make a mockery of any appeal process because both contradict each other so completely, it is impossible to argue both concepts, sometime at once.

This application is placed before the local review committee in the belief the members will view application objectively and with clear vision, otherwise why should any applicant appeal if the review committee are there to merely endorse the status quo.

The reason for the above comments - is simply the owner of the above site having grounds for appeal was told not to bother, as the local review committee, especially on new build overwhelming follow the officer's recommendation to the extent they didn't know one case in the last few years.

Therefore, I was approached to take up this case, primarily because I know the history of the site and know of numerous granted applications which have not benefitted from being on the local plan or form part of a brownfield site. I believe the owner has the right to be heard. I believe in the trust placed in councillors to be honourable, just, and impartial.

The road safety issue first – Glaikhead was a settlement primarily for the pits in the area and not the high amenity low density housing you see today. The application site was the colliery base, pit head, winding wheel, offices and stores, washing plant, sorting facility changing and showering area and was built on a grand scale finally closing in 1968. Auchlochan N0 9&10 employed 600 persons. The working life of the site didn't finish with the closure of the colliery and for decades afterwards the land and buildings allowed processes in one form or another usually in an industrial capacity which in turn kept employment alive. Longest of the non -mining activity was the aluminium works. The extent of the facility can be witness in many heritage books particularly James Hamilton's books on mining and lifestyles in Lanarkshire.

Given the operation on the mining side was spread over 38 years the enormous amount of traffic generated would be quite a sight -pit workers, cleaners, office staff, delivery drivers bringing essential materials parts, pit buses, even ice cream vans went to the site. Having experienced traffic at both Sorn and Barony Pits at in Ayrshire personally. I have for the purposes of calculation for the pit itself estimated at the lowest possible number of 200 vehicles movements each way or 400 journeys per day which I have kept credulously low and equates to 5,532,000 journeys this doesn't include the building phase or the subsequent land uses.

The SLC roads allowed another house to be passed some 10m from the site without as much as a traffic impact or speed survey and as you can read on the delegated report – policy DM1 Development Management – Traffic Issues response - No

Roads and Transport Services – No Objections

Same road, same stretch of road.

Same case officer

Same Roads authority

One with Traffic survey and refused, other 10m from site, no road or traffic survey and granted planning permission.

One site generated an estimated 5.6m journey and refused permission. The other wouldn't register against that number.

Considering application CL/11/0019 was granted despite being out with the settlement boundary and passed on an area conditioned by SLC. I was surprised it was a Delegated Report.

In the interest of safety another road survey was carried out and as a result of that the applicant even offered to locate to a more suitable entrance. The road's authority wouldn't accept the repositioning of the entrance. Many of houses at Glaikhead have poor sightlines and have all benefitted from planning.

Now to consistent approach, I would draw your attention to application CL/11/0019 Erection of two storey dwelling house.

This application obviously increases traffic movement onto the same stretch of road as the application site which is before you yet no need for a road survey, could be deemed rather odd treating two applications onto one road and only asking for one survey. Although the CL/11/0019 site benefits coming down a sight gradient you access the road at a similar height as the site opposite, if it was a height issue why would SLC road's section not place a condition on the application to increase the height before accessing the road.Then again on the same road why was there not a road traffic impact study.

I would ask you to reference Para 1.3 The adjacent site had planning granted CL/02/0107 I assume with no road survey of any sort, but it did have a condition of a landscape scheme. That landscaping condition was never complied with and I believe no enforcement action taken. Then after, not compiling with SLC's planning condition for 9 years SLC grant planning for a house contrary to policy. The site was outwith the settlement boundary therefore contrary to STRAT 5 as stated in para 1.3. yet in para 1.5 the proposal complies with STRAT 5.

The upshot, a house was built as per CL/02/0107 and a condition for landscaping attached. The condition was never enacted but the area formed a new curtilage therefore and despite planning policy a new house was built on that site CL/11/0019.

Is it an accepted policy to build a house and garden ignore any landscape conditions and then get a house passed despite being contrary to policy?

This highlights the nonsense of an application being viewed solely on its own merits.

The whole scenario of the granting of a house on the same road and the interesting interpretation of planning policy has infuriated the applicant as it would anybody. The former Auchlochan No 9 site requires a major investment to bring to from a fly tipping midden to a clean safe environment, the toil of industry and millions of vehicle movements to and fro. Has left it's mark.

I find the issue of road safety on this site as interesting as I have more specialist hands on experience than most. The applicant is willing to pay for the erection of speed signs more consistent with a settlement and have it conditioned. The applicant is also willing to be conditioned to a maximum of 3 residential units on the site of 8 acres.

Conditional Planning Permission

Application No

CL/11/0019

Town and Country Planning (Scotland) Act 1997

To : **Kenneth Boyd**
Glaikhead Road
Coalburn
ML11 0NF

Per : **Cullen Lochhead & Brown**
Cadzow House
10 Auchingramont Road
Hamilton
ML3 6JX

With reference to your application dated 20 December 2010 for Conditional Planning Permission under the above mentioned Act :

Description of Proposed Development :
Erection of two storey dwellinghouse
Site Location :
Glaikhead Road
Coalburn
ML11 0NF

SOUTH LANARKSHIRE COUNCIL in exercise of their powers under the above mentioned Act hereby:

GRANT CONDITIONAL PLANNING PERMISSION

for the above development in accordance with the accompanying plan(s) and particulars given in the application, subject to the condition(s) listed overleaf in the paper apart. The condition(s) are imposed by the Council for the reasons detailed.

Date: 18/03/11

Michael McGlynn, Head of Planning and Building Standards Services

This permission does not grant any consent for the development that may be required under other legislation, e.g. Building Warrant or Roads Construction Consent.

SOUTH LANARKSHIRE COUNCIL
ENTERPRISE RESOURCES
Planning and Building Standards Services

Conditional Planning Permission
PAPER APART - APPLICATION NUMBER: CL/11/0019

CONDITIONS

1 This decision relates to drawing numbers: 866 01 Location Plan; 866 02 Site Plan and 866 03 Rev D.
2 That before any development commences on site or before any materials are ordered or brought to the site, details and samples of all materials to be used as external finishes on the development shall be submitted to and approved by the Council as Planning Authority.
3 That all external timber shall have a painted finish to the satisfaction of the Council as Planning Authority.
4 That before the dwellinghouse hereby permitted is occupied, 3 car parking spaces shall be provided within the curtilage of the plot and outwith the public road or footway and shall thereafter be maintained to the specification of the Council as Planning Authority.
5 That the use of the garage hereby permitted shall be restricted to private use incidental to the enjoyment of the dwellinghouse on the site and no commercial activity shall be carried out in or from the garage.
6 That before any work commences on the site a scheme of landscaping for the area shown hatched green on approved plan shall be submitted to the Council as Planning Authority for written approval and it shall include:(a) an indication of all existing trees and hedgerows plus details of those to be retained and measures for their protection in the course of development; (b) details and specification of all trees, shrubs, grass mix, etc.; (c) details of any top-soiling or other treatment to the ground; (d) sections and other necessary details of any mounding, earthworks and hard landscaping; (e) proposals for the initial and future maintenance of the landscaped areas; (f) details of the phasing of these works; and no work shall be undertaken on the site until approval has been given to these details.
7 That before development starts, full details of the design and location of all fences and walls, including any retaining walls, to be erected on the site shall be submitted to and approved by the Council as Planning Authority.
8 That before the dwellinghouse hereby approved is occupied, a septic tank and soakaway designed and constructed in accordance with the current code of practice BS6297:1983 shall be provided to the satisfaction of the Council as Planning Authority.
9 That the landscaping scheme approved under the terms of condition above shall be completed to the satisfaction of the Council as Planning Authority during the first available planting season following occupation of the building(s) or completion of the development hereby approved, whichever is the sooner, and shall thereafter be maintained and replaced where necessary to the satisfaction of the Council.
10 That no development shall commence until details of surface water drainage arrangements have been submitted to and approved in writing by the Council as Planning Authority; such drainage arrangements will require to comply with the principles of sustainable urban drainage systems and with the Council's Sustainable Drainage Design Criteria and requirements.

REASONS

1.1 For the avoidance of doubt and to specify the drawings upon which the decision was made.

2.1 In the interests of amenity and in order to retain effective planning control.

3.1 In the interests of amenity and in order to retain effective planning control.

4.1 To ensure the provision of adequate parking facilities within the site.

5.1 To retain effective planning control and safeguard the amenity of the area.

6.1 In the interests of the visual amenity of the area.

7.1 These details have not been submitted or approved.

8.1 To ensure that ground conditions are suitable for a soakaway to dispose of effluent.

9.1 In the interests of amenity.

10.1 To ensure that the disposal of surface water from the site is dealt with in a safe and sustainable manner, to return it to the natural water cycle with minimal adverse impact on people and the environment and to alleviate the potential for on-site and off-site flooding.

NOTES TO APPLICANT

APPLICATION NUMBER: CL/11/0019

Important
The following notes do not form a statutory part of this Decision Notice. However, it is recommended that you study them closely as they contain information which guides you to other relevant matters that may assist in ensuring that the development is properly carried out.

1 Failure to comply with the conditions imposed on this planning permission can result in the planning authority serving a Breach of Condition Notice and/or Enforcement Notice. If any of the requirements set out in these notices are not then complied with, a fixed penalty notice may be served seeking the payment of the sum specified in the penalty notice to the Planning Authority. The sum will be as set by The Town and Country Planning (Amount of Fixed Penalty) (Scotland) Regulations 2009.
2 This planning permission will last only for three years from the date of this decision notice, unless the development has been started within that
period. (See section 58(1) of the Town and Country Planning (Scotland) Act 1997 (as amended).)
3 The proposed development lies within an area that has been defined by The Coal Authority as containing potential hazards arising from coal mining. These hazards can include: mine entries (shafts and adits); shallow coal workings; geological fissures; mine gas and previous surface mining sites. Although such hazards are often not readily visible, they can often be present and problems can occur as a result of development taking place, or can occur at some time in the future.
It is recommended that information outlining how the former mining activities affect the proposed development, along with any mitigation measures required, be submitted alongside any subsequent application for Building Regulations approval.
Any intrusive activities which disturb or enter any coal seams, coal mine workings or coal mine entries (shafts and adits) requires the prior written permission of The Coal Authority. Such activities could include site investigation boreholes, digging of foundations, piling activities, other ground works and any subsequent treatment of coal mine workings and coal mine entries for ground stability purposes. Failure to obtain Coal Authority permission for such activities is trespass, with the potential for court action.
Property specific summary information on coal mining can be obtained from The Coal Authority's Property Search Service on 0845 762 6848 or at www.groundstability.com

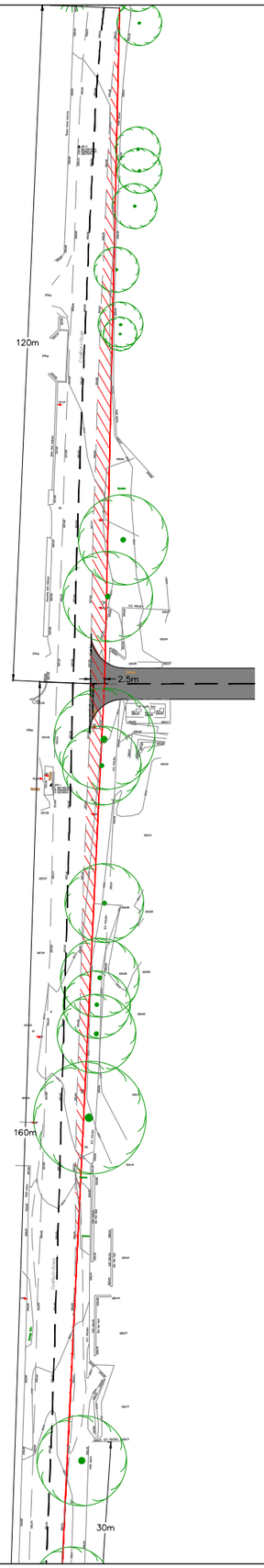

1:1000

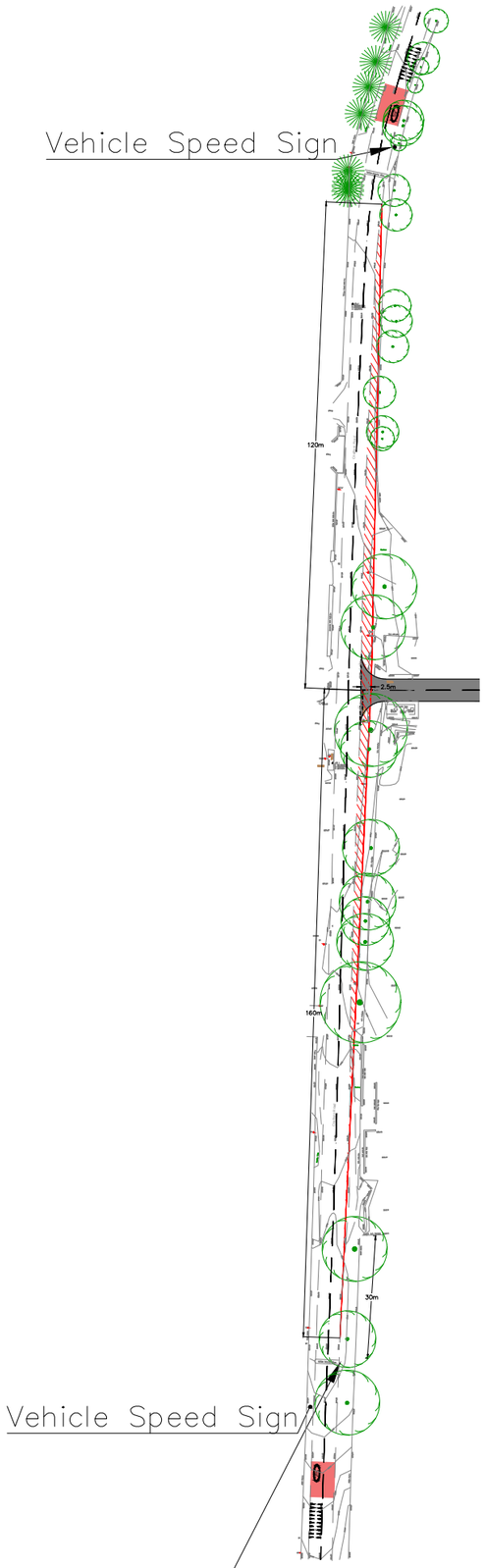

N.T.S

Based upon the Ordnance Survey's (1:1250) Map of 2017 with permission of the controller of Her Majesty's Stationery Office, Crown copyright reserved. ECS Transport Planning Ltd, 38, Queen Street, Glasgow, G1 3DX. License No: AL 100055056.

Notes:-

Visibility Splay
2.5m x 120m North
2.5m x 160m South

REV	DATE	AMENDMENTS	DRAWN	CHK	APP

ECS Transport Planning Ltd
Centrum Offices
38 Queen Street
Glasgow
G1 3DX

Telephone: 0844 443 0934
Email: info@ecstransport.co.uk

Client
MR LES BROADIE

Project
COALBURN

Title
PROPOSED ACCESS AND CHANGE IN SPEED LIMIT (TOPO SURVEY)

Team	Drawn	Checked	Approved
-	SS	MS	MS

Scale @ A3	Date
1:1000	12.11.19

Project No.	Drawing No.	Rev
19100	19100_004	-

Purpose of Issue
- [ ] Preliminary
- [ ] For Tender
- [ ] For Construction
- [ ] _____
- [x] For Information
- [ ] For Approval
- [ ] As Built

ECS Transport Planning Ltd accept no responsibility for any unauthorised amendments to this drawing. Only figured dimensions are to be worked to. Do not scale from this drawing.

COPYRIGHT © RESERVED

TRAFFIC SURVEY REPORT

COALBURN ROAD, GLAIKHEAD

TRANSURVEYS LIMITED

BLUE SQUARE OFFICES, 272 BATH STRET, GLASGOW, G2 4JR

TRAFFIC SURVEY REPORT

QUALITY MANAGEMENT

CLIENT	ECS Transport Planning Limited
PROJECT	Coalburn Road, Glaikhead
REFERENCE	TS-19-060
REVISION	001

Revision	Date	Prepared by	Signed	Checked by	Signed
001	07/11/2019	Neil Dempsey	[redacted]	Neil Dempsey	[redacted]

DISCLAIMER

This report is for the private and confidential use of the client who is defined within the report, and for whom it was prepared for the purposes requested by the client. It should not be reproduced in whole or in part or relied upon by any third party for any use whatsoever without the express written authority of Transurveys Limited.

SURVEYED NETWORK

Automatic Traffic Counts:-

1. Coalburn Road, north of Glaikhead; and
2. Coalburn Road, south of Glaikhead.

ATC#1: Coalburn Road north of Glaikhead

ATC#2: Coalburn Road south of Glaikhead

CLASSIFIED AUTOMATIC TRAFFIC COUNTS (LINK FLOW & SPEED SURVEYS)

SURVEY NETWORK TRAFFIC FLOW DIAGRAM

Time	**24hr (00:00-00:00)**
Date	**7 day (Weekly) Average**

CLASS	AXLES	AXLE GROUPS	DESCRIPTION	DOMINATE VEHICLE	AGGREGATE
1	2	1 or 2	Very Short - Bicycle or Motorcycle		**LIGHT**
2	2	1 or 2	Short - Car, 4WD or Light Van		
3	3 / 4 / 5	3	Short Towing - Trailer, Caravan etc.	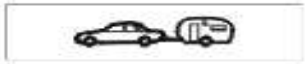	
4	2	2	2-Axle Truck or Bus		**MEDIUM**
5	3	2	3-Axle Truck or Bus		
6	>3	2	4-Axle Truck		
7	3	3	3-Axle Articulated Vehicle or Rigid Vehicle & Trailer		**HEAVY**
8	4	>2	4-Axle Articulated Vehicle or Rigid Vehicle & Trailer		
9	5	>2	5-Axle Articulated Vehicle or Rigid Vehicle & Trailer		
10	>=6	>2	6 (or more) Axle Articulated Vehicle or Rigid Vehicle & Trailer		
11	>6	4	B-Double or Heavy Truck & Trailer		
12	>6	>=5	Double or Triple Heavy Truck & 2 (or more) Trailers		

ATC CLASSIFIED LINK & SPEED SURVEY

Project: Coalburn Road, Glaikhead
Client: ECS Transport Planning Limited
Project.Ref. TS-19-060

Location 1: Coalburn Road, north of Glaikhead
Movement: Northbound

TIME		TOTAL	ARX VEHICLE CLASSIFICATIONS: LIGHT			MEDIUM			HEAVY						SPEED BIN TOTALS																				SPEED STATISTICS			
			1	2	3	4	5	6	7	8	9	10	11	12	0-5 mph	5-10mph	10-15mph	15-20mph	20-25mph	25-30mph	30-35mph	35-40mph	40-45mph	45-50mph	50-55mph	55-60mph	60-65mph	65-70mph	70-75mph	75-80mph	80-85mph	85-90mph	90-95mph	95-100mph	AVERAGE	MINIMUM	MAXIMUM	85th%ile
Date: 26 October 2019																																						
00:00	01:00	10	0	10	0	0	0	0	0	0	0	0	0	0	0	0	0	0	0	0	1	3	3	3	0	0	0	0	0	0	0	0	0	0	41.5	33.4	47.2	-
01:00	02:00	5	0	5	0	0	0	0	0	0	0	0	0	0	0	0	0	0	0	0	1	1	1	0	1	1	0	0	0	0	0	0	0	0	43.0	32.4	55.6	-
02:00	03:00	2	0	2	0	0	0	0	0	0	0	0	0	0	0	0	0	0	0	0	1	0	1	0	0	0	0	0	0	0	0	0	0	0	39.2	34.4	44.0	-
03:00	04:00	3	0	3	0	0	0	0	0	0	0	0	0	0	0	0	0	0	0	0	0	2	1	0	0	0	0	0	0	0	0	0	0	0	39.2	37.3	40.5	-
04:00	05:00	3	0	3	0	0	0	0	0	0	0	0	0	0	0	0	0	0	0	0	0	1	1	1	0	0	0	0	0	0	0	0	0	0	42.4	38.3	46.5	-
05:00	06:00	3	0	2	0	1	0	0	0	0	0	0	0	0	0	0	0	0	0	0	0	0	2	1	0	0	0	0	0	0	0	0	0	0	44.8	43.4	46.3	-
06:00	07:00	19	0	16	1	2	0	0	0	0	0	0	0	0	0	0	0	0	0	1	2	3	4	4	5	0	0	0	0	0	0	0	0	0	43.9	29.5	53.9	52.3
07:00	08:00	33	0	27	0	6	0	0	0	0	0	0	0	0	0	0	0	0	0	0	1	3	8	14	4	2	1	0	0	0	0	0	0	0	46.1	34.3	61.1	52.4
08:00	09:00	53	0	44	0	9	0	0	0	0	0	0	0	0	0	0	0	1	0	0	1	5	13	18	8	4	3	0	0	0	0	0	0	0	47.0	16.6	62.3	54.2
09:00	10:00	63	0	55	1	7	0	0	0	0	0	0	0	0	0	0	0	0	0	0	4	2	17	18	17	4	1	0	0	0	0	0	0	0	47.1	32.3	60.2	53.9
10:00	11:00	68	0	60	0	8	0	0	0	0	0	0	0	0	0	0	0	0	0	0	3	10	15	23	15	1	1	0	0	0	0	0	0	0	45.8	31.1	62.3	52.1
11:00	12:00	97	0	92	1	4	0	0	0	0	0	0	0	0	0	0	0	0	0	0	1	14	26	31	18	5	2	0	0	0	0	0	0	0	46.2	34.2	61.8	52.5
12:00	13:00	85	1	78	0	6	0	0	0	0	0	0	0	0	0	0	0	0	1	0	1	5	24	30	20	3	1	0	0	0	0	0	0	0	46.7	22.0	61.7	53.1
13:00	14:00	75	0	69	0	5	1	0	0	0	0	0	0	0	0	0	0	0	0	0	3	15	19	24	12	1	1	0	0	0	0	0	0	0	44.6	30.1	61.4	51.1
14:00	15:00	63	1	55	2	5	0	0	0	0	0	0	0	0	0	0	0	1	0	2	7	11	14	15	7	6	0	0	0	0	0	0	0	0	43.6	15.6	60.0	52.0
15:00	16:00	58	0	53	1	4	0	0	0	0	0	0	0	0	0	0	0	0	0	0	5	9	13	14	14	2	1	0	0	0	0	0	0	0	45.0	30.0	60.9	51.9
16:00	17:00	53	0	51	0	2	0	0	0	0	0	0	0	0	0	0	0	0	0	1	2	10	8	21	10	1	0	0	0	0	0	0	0	0	44.8	29.3	55.8	50.9
17:00	18:00	77	0	76	0	1	0	0	0	0	0	0	0	0	0	0	0	0	0	1	2	7	22	30	11	4	0	0	0	0	0	0	0	0	45.7	25.3	58.6	51.3
18:00	19:00	49	0	45	0	4	0	0	0	0	0	0	0	0	0	0	0	0	0	2	3	8	17	12	6	1	0	0	0	0	0	0	0	0	43.2	27.2	58.2	49.8
19:00	20:00	51	0	50	0	1	0	0	0	0	0	0	0	0	0	0	0	0	1	2	2	20	17	6	3	0	0	0	0	0	0	0	0	0	40.2	24.6	51.7	46.6
20:00	21:00	35	0	32	0	3	0	0	0	0	0	0	0	0	0	0	0	0	0	1	7	7	10	8	2	0	0	0	0	0	0	0	0	0	40.9	27.9	51.8	47.0
21:00	22:00	26	0	25	0	1	0	0	0	0	0	0	0	0	0	0	0	0	0	0	2	8	7	6	2	1	0	0	0	0	0	0	0	0	42.6	32.4	55.7	48.7
22:00	23:00	18	0	17	0	1	0	0	0	0	0	0	0	0	0	0	0	0	0	1	1	7	3	4	1	1	0	0	0	0	0	0	0	0	42.3	29.1	57.7	49.1
23:00	00:00	14	0	13	0	1	0	0	0	0	0	0	0	0	0	0	0	0	0	0	1	4	4	2	2	0	1	0	0	0	0	0	0	0	43.9	33.9	61.7	51.1
07:00-19:00		**774**	**2**	**705**	**5**	**61**	**1**	**0**	**0**	**0**	**0**	**0**	**0**	**0**	**0**	**0**	**0**	**2**	**1**	**6**	**33**	**99**	**196**	**250**	**142**	**34**	**11**	**0**	**0**	**0**	**0**	**0**	**0**	**0**	**45.6**	**15.6**	**62.3**	**52.0**
06:00-22:00		**905**	**2**	**828**	**6**	**68**	**1**	**0**	**0**	**0**	**0**	**0**	**0**	**0**	**0**	**0**	**0**	**2**	**2**	**10**	**46**	**137**	**234**	**274**	**154**	**35**	**11**	**0**	**0**	**0**	**0**	**0**	**0**	**0**	**45.0**	**15.6**	**62.3**	**51.8**
06:00-00:00		**937**	**2**	**858**	**6**	**70**	**1**	**0**	**0**	**0**	**0**	**0**	**0**	**0**	**0**	**0**	**0**	**2**	**2**	**11**	**48**	**148**	**241**	**280**	**157**	**36**	**12**	**0**	**0**	**0**	**0**	**0**	**0**	**0**	**44.9**	**15.6**	**62.3**	**51.7**
00:00-00:00		**963**	**2**	**883**	**6**	**71**	**1**	**0**	**0**	**0**	**0**	**0**	**0**	**0**	**0**	**0**	**0**	**2**	**2**	**11**	**51**	**155**	**250**	**285**	**158**	**37**	**12**	**0**	**0**	**0**	**0**	**0**	**0**	**0**	**44.8**	**15.6**	**62.3**	**51.5**
Date: 27 October 2019																																						
00:00	01:00	10	0	10	0	0	0	0	0	0	0	0	0	0	0	0	0	0	0	1	0	3	5	1	0	0	0	0	0	0	0	0	0	0	39.6	28.2	46.5	-
01:00	02:00	2	0	2	0	0	0	0	0	0	0	0	0	0	0	0	0	0	0	0	0	1	1	0	0	0	0	0	0	0	0	0	0	0	40.8	38.8	42.8	-
02:00	03:00	5	0	4	0	1	0	0	0	0	0	0	0	0	0	0	0	1	0	0	0	2	1	1	0	0	0	0	0	0	0	0	0	0	35.5	15.4	47.3	-
03:00	04:00	1	0	1	0	0	0	0	0	0	0	0	0	0	0	0	1	0	0	0	0	0	0	0	0	0	0	0	0	0	0	0	0	0	14.8	14.8	14.8	-
04:00	05:00	3	0	3	0	0	0	0	0	0	0	0	0	0	0	0	0	0	0	0	1	0	0	2	0	0	0	0	0	0	0	0	0	0	42.8	33.3	48.3	-
05:00	06:00	1	0	1	0	0	0	0	0	0	0	0	0	0	0	0	0	0	0	0	0	0	1	0	0	0	0	0	0	0	0	0	0	0	43.6	43.6	43.6	-
06:00	07:00	3	0	2	0	1	0	0	0	0	0	0	0	0	0	0	0	0	0	0	0	0	1	1	1	0	0	0	0	0	0	0	0	0	46.9	43.2	51.2	-
07:00	08:00	14	0	13	0	1	0	0	0	0	0	0	0	0	0	0	0	0	0	0	0	6	3	3	2	0	0	0	0	0	0	0	0	0	42.5	36.5	52.2	49.4
08:00	09:00	24	0	21	0	3	0	0	0	0	0	0	0	0	0	0	0	0	0	0	1	2	8	7	4	2	0	0	0	0	0	0	0	0	46.1	30.3	57.4	53.4
09:00	10:00	35	0	31	0	4	0	0	0	0	0	0	0	0	0	0	0	0	0	0	0	2	8	11	8	4	2	0	0	0	0	0	0	0	48.9	36.7	64.1	56.3
10:00	11:00	53	1	49	1	1	0	1	0	0	0	0	0	0	0	0	1	1	0	0	2	13	13	11	8	4	0	0	0	0	0	0	0	0	43.2	10.7	57.7	50.5
11:00	12:00	65	3	59	0	3	0	0	0	0	0	0	0	0	0	0	0	3	0	0	5	5	11	20	14	7	0	0	0	0	0	0	0	0	45.5	15.4	58.7	52.7
12:00	13:00	86	0	81	0	4	1	0	0	0	0	0	0	0	0	0	0	0	1	0	1	13	26	25	14	6	0	0	0	0	0	0	0	0	45.6	20.5	57.8	53.3
13:00	14:00	79	0	75	0	4	0	0	0	0	0	0	0	0	0	0	0	0	0	2	5	13	22	21	11	2	1	2	0	0	0	0	0	0	44.7	29.6	66.4	51.1
14:00	15:00	68	0	64	0	4	0	0	0	0	0	0	0	0	0	0	0	0	0	0	2	15	16	13	17	4	1	0	0	0	0	0	0	0	45.7	30.1	61.4	53.2
15:00	16:00	67	1	60	0	6	0	0	0	0	0	0	0	0	0	0	0	0	0	1	6	10	14	17	13	5	1	0	0	0	0	0	0	0	45.4	26.6	60.4	53.1
16:00	17:00	47	1	44	0	2	0	0	0	0	0	0	0	0	0	0	0	0	0	0	1	9	11	16	5	4	1	0	0	0	0	0	0	0	45.5	33.9	60.1	52.6
17:00	18:00	46	0	44	0	2	0	0	0	0	0	0	0	0	0	0	0	0	0	0	0	5	10	15	13	3	0	0	0	0	0	0	0	0	47.2	35.4	59.6	53.1
18:00	19:00	66	0	63	0	3	0	0	0	0	0	0	0	0	0	0	0	0	0	1	3	10	18	22	9	3	0	0	0	0	0	0	0	0	44.9	29.6	58.7	51.2
19:00	20:00	54	0	50	0	4	0	0	0	0	0	0	0	0	0	0	0	0	0	1	5	13	10	16	7	2	0	0	0	0	0	0	0	0	43.6	29.0	57.9	50.5
20:00	21:00	50	0	47	0	3	0	0	0	0	0	0	0	0	0	0	0	0	0	0	1	6	10	17	14	0	2	0	0	0	0	0	0	0	46.7	35.0	61.3	52.7
21:00	22:00	27	0	24	0	3	0	0	0	0	0	0	0	0	0	0	0	0	0	1	4	1	9	10	2	0	0	0	0	0	0	0	0	0	42.5	26.6	51.3	47.8
22:00	23:00	33	0	31	0	2	0	0	0	0	0	0	0	0	0	0	0	0	1	3	3	3	5	9	8	1	0	0	0	0	0	0	0	0	43.5	20.5	55.5	52.2
23:00	00:00	9	0	7	0	1	1	0	0	0	0	0	0	0	0	0	0	0	0	0	0	0	4	4	1	0	0	0	0	0	0	0	0	0	45.9	40.6	51.1	-
07:00-19:00		**650**	**6**	**604**	**1**	**37**	**1**	**1**	**0**	**0**	**0**	**0**	**0**	**0**	**0**	**0**	**1**	**4**	**1**	**4**	**26**	**103**	**160**	**181**	**118**	**44**	**6**	**2**	**0**	**0**	**0**	**0**	**0**	**0**	**45.4**	**10.7**	**66.4**	**52.2**
06:00-22:00		**784**	**6**	**727**	**1**	**48**	**1**	**1**	**0**	**0**	**0**	**0**	**0**	**0**	**0**	**0**	**1**	**4**	**1**	**6**	**36**	**123**	**190**	**225**	**142**	**46**	**8**	**2**	**0**	**0**	**0**	**0**	**0**	**0**	**45.3**	**10.7**	**66.4**	**52.1**
06:00-00:00		**826**	**6**	**765**	**1**	**51**	**2**	**1**	**0**	**0**	**0**	**0**	**0**	**0**	**0**	**0**	**1**	**4**	**2**	**9**	**39**	**126**	**199**	**238**	**151**	**47**	**8**	**2**	**0**	**0**	**0**	**0**	**0**	**0**	**45.2**	**10.7**	**66.4**	**52.1**
00:00-00:00		**848**	**6**	**786**	**1**	**52**	**2**	**1**	**0**	**0**	**0**	**0**	**0**	**0**	**0**	**0**	**2**	**5**	**2**	**10**	**40**	**132**	**207**	**242**	**151**	**47**	**8**	**2**	**0**	**0**	**0**	**0**	**0**	**0**	**45.1**	**10.7**	**66.4**	**52.0**
Date: 28 October 2019																																						
00:00	01:00	5	0	5	0	0	0	0	0	0	0	0	0	0	0	0	0	0	0	0	1	0	1	2	1	0	0	0	0	0	0	0	0	0	44.7	33.4	51.7	-
01:00	02:00	0	0	0	0	0	0	0	0	0	0	0	0	0	0	0	0	0	0	0	0	0	0	0	0	0	0	0	0	0	0	0	0	0	-	-	-	-
02:00	03:00	0	0	0	0	0	0	0	0	0	0	0	0	0	0	0	0	0	0	0	0	0	0	0	0	0	0	0	0	0	0	0	0	0	-	-	-	-
03:00	04:00	1	0	1	0	0	0	0	0	0	0	0	0	0	0	0	0	0	0	0	0	0	1	0	0	0	0	0	0	0	0	0	0	0	44.6	44.6	44.6	-
04:00	05:00	1	0	1	0	0	0	0	0	0	0	0	0	0	0	0	0	0	0	0	0	0	0	1	0	0	0	0	0	0	0	0	0	0	48.3	48.3	48.3	-
05:00	06:00	2	0	2	0	0	0	0	0	0	0	0	0	0	0	0	0	0	0	0	0	1	1	0	0	0	0	0	0	0	0	0	0	0	40.6	38.4	42.7	-
06:00	07:00	21	0	16	0	5	0	0	0	0	0	0	0	0	0	0	0	0	0	0	0	3	4	5	7	2	0	0	0	0	0	0	0	0	47.8	35.3	57.7	53.0
07:00	08:00	81	0	69	0	12	0	0	0	0	0	0	0	0	0	0	0	0	0	1	3	12	18	30	12	5	0	0	0	0	0	0	0	0	45.4	25.8	57.8	51.5
08:00	09:00	113	0	95	0	17	1	0	0	0	0	0	0	0	0	0	0	0	0	2	1	16	32	33	23	4	1	0	1	0	0	0	0	0	45.9	25.6	73.2	52.1
09:00	10:00	93	0	85	0	7	0	0	0	0	0	1	0	0	0	0	0	0	0	2	2	13	26	30	15	4	1	0	0	0	0	0	0	0	45.2	27.9	63.2	51.5
10:00	11:00	59	0	55	0	4	0	0	0	0	0	0	0	0	0	0	0	0	0	1	1	9	24	15	8	1	0	0	0	0	0	0	0	0	44.3	29.8	55.9	50.7
11:00	12:00	57	0	50	0	7	0	0	0	0	0	0	0	0	0	0	0	0	0	0	8	7	19	14	8	0	1	0	0	0	0	0	0	0	43.4	31.7	63.4	50.8
12:00	13:00	59	0	50	0	9	0	0	0	0	0	0	0	0	0	0	0	0	0	0	2	19	18	13	5	2	0	0	0	0	0	0	0	0	43.0	33.1	58.2	48.9
13:00	14:00	74	1	65	0	6	0	0	1	1	0	0	0	0	0	0	1	0	0	4	4	14	25	15	8	2	1	0	0	0	0	0	0	0	42.7	15.0	63.8	50.5
14:00	15:00	46	0	39	0	7	0	0	0	0	0	0	0	0	0	0	0	0	1	2	3	8	16	10	5	1	0	0	0	0	0	0	0	0	42.2	20.7	55.0	49.3
15:00	16:00	64	1	54	0	9	0	0	0	0	0	0	0	0	0	0	0	0	0	0	5	15	18	13	5	5	3	0	0	0	0	0	0	0	44.6	31.4	64.5	53.3
16:00	17:00	65	0	56	0	9	0	0	0	0	0	0	0	0	0	0	0	1	0	1	2	11	19	19	10	2	0	0	0	0	0	0	0	0	43.9	15.8	57.1	50.7
17:00	18:00	64	0	53	0	11	0	0	0	0	0	0	0	0	0	0	0	0	0	1	2	11	16	18	13	3	0	0	0	0	0	0	0	0	45.1	26.1	58.7	52.5
18:00	19:00	77	1	72	0	4	0	0	0	0	0	0	0	0	0	0	1	0	0	0	5	17	33	11	8	2	0	0	0	0	0	0	0	0	42.6	14.9	58.0	49.7
19:00	20:00	68	0	63	0	5	0	0	0	0	0	0	0	0	0	0	0	0	0	2	3	19	20	16	4	3	1	0	0	0	0	0	0	0	42.9	26.9	64.1	48.6
20:00	21:00	44	0	42	0	1	0	0	0	1	0	0	0	0	0	0	0	0	1	1	3	9	14	6	6	4	0	0	0	0	0	0	0	0	43.3	22.2	58.2	52.6
21:00	22:00	47	0	44	0	3	0	0	0	0	0	0	0	0	0	0	0	0	0	2	1	10	14	12	6	2	0	0	0	0	0	0	0	0	44.1	28.0	58.7	52.4
22:00	23:00	41	0	40	0	1	0	0	0	0	0	0	0	0	0	0	0	0	0	1	4	3	12	13	6	2	0	0	0	0	0	0	0	0	44.8	30.0	58.5	52.2
23:00	00:00	13	0	12	0	1	0	0	0	0	0	0	0	0	0	0	0	0	0	1	0	1	5	4	2	0	0	0	0	0	0	0	0	0	43.9	29.7	53.6	51.2
07:00-19:00		**852**	**3**	**743**	**0**	**102**	**1**	**0**	**1**	**1**	**0**	**1**	**0**	**0**	**0**	**0**	**2**	**1**	**1**	**14**	**38**	**152**	**264**	**221**	**120**	**31**	**7**	**0**	**1**	**0**	**0**	**0**	**0**	**0**	**44.2**	**14.9**	**73.2**	**50.9**
06:00-22:00		**1032**	**3**	**908**	**0**	**116**	**1**	**0**	**1**	**2**	**0**	**1**	**0**	**0**	**0**	**0**	**2**	**1**	**2**	**19**	**45**	**193**	**316**	**260**	**143**	**42**	**8**	**0**	**1**	**0**	**0**	**0**	**0**	**0**	**44.2**	**14.9**	**73.2**	**51.0**
06:00-00:00		**1086**	**3**	**960**	**0**	**118**	**1**	**0**	**1**	**2**	**0**	**1**	**0**	**0**	**0**	**0**	**2**	**1**	**2**	**21**	**49**	**197**	**333**	**277**	**151**	**44**	**8**	**0**	**1**	**0**	**0**	**0**	**0**	**0**	**44.2**	**14.9**	**73.2**	**51.0**
00:00-00:00		**1095**	**3**	**969**	**0**	**118**	**1**	**0**	**1**	**2**	**0**	**1**	**0**	**0**	**0**	**0**	**2**	**1**	**2**	**21**	**50**	**198**	**336**	**280**	**152**	**44**	**8**	**0**	**1**	**0**	**0**	**0**	**0**	**0**	**44.2**	**14.9**	**73.2**	**51.0**
Date: 29 October 2019																																						
00:00	01:00	4	0	4	0	0	0	0	0	0	0	0	0	0	0	0	0	0	0	0	1	0	2	1	0	0	0	0	0	0	0	0	0	0	42.5	33.9	48.5	-
01:00	02:00	1	0	1	0	0	0	0	0	0	0	0	0	0	0	0	0	0	0	0	1	0	0	0	0	0	0	0	0	0	0	0	0	0	32.2	32.2	32.2	-
02:00	03:00	0	0	0	0	0	0	0	0	0	0	0	0	0	0	0	0	0	0	0	0	0	0	0	0	0	0	0	0	0	0	0	0	0	-	-	-	-
03:00	04:00	1	0	1	0	0	0	0	0	0	0	0	0	0	0	0	0	0	0	0	0	0	0	1	0	0	0	0	0	0	0	0	0	0	49.4	49.4	49.4	-
04:00	05:00	2	0	2	0	0	0	0	0	0	0	0	0	0	0	0	0	0	0	0	0	0	1	1	0	0	0	0	0	0	0	0	0	0	44.3	41.3	47.4	-
05:00	06:00	2	0	2	0	0	0	0	0	0	0	0	0	0	0	0	0	0	0	0	1	0	1	0	0	0	0	0	0	0	0	0	0	0	37.1	33.8	40.4	-
06:00	07:00	27	0	22	1	4	0	0	0	0	0	0	0	0	0	0	0	0	0	0	3	3	3	6	8	4	0	0	0	0	0	0	0	0	47.6	32.1	59.5	55.8
07:00	08:00	81	0	67	0	14	0	0	0	0	0	0	0	0	0	0	0	0	0	0	2	4	28	22	20	4	1	0	0	0	0	0	0	0	47.0	32.6	60.9	52.8
08:00	09:00	119	0	103	2	14	0	0	0	0	0	0	0	0	0	0	0	0	0	0	0	8	37	36	21	13	2	2	0	0	0	0	0	0	47.9	35.6	67.9	53.9
09:00	10:00	95	0	79	0	16	0	0	0	0	0	0	0	0	0	0	0	0	0	1	1	6	21	32	26	8	0	0	0	0	0	0	0	0	47.6	26.4	59.7	53.4
10:00	11:00	76	0	68	0	6	1	0	1	0	0	0	0	0	0	0	0	0	0	1	3	5	21	25	15	4	2	0	0	0	0	0	0	0	46.5	26.9	62.0	51.8
11:00	12:00	66	0	61	0	5	0	0	0	0	0	0	0	0	0	0	0	0	1	1	5	22	10	18	7	2	0	0	0	0	0	0	0	0	42.7	24.2	58.0	50.0
12:00	13:00	69	0	59	0	10	0	0	0	0	0	0	0	0	0	0	0	0	0	1	5	18	29	12	4	0	0	0	0	0	0	0	0	0	41.6	28.4	53.7	47.4
13:00	14:00	66	0	62	0	4	0	0	0	0	0	0	0	0	0	0	0	0	1	0	6	9	22	13	12	3	0	0	0	0	0	0	0	0	44.4	23.2	58.0	52.7
14:00	15:00	48	1	38	1	8	0	0	0	0	0	0	0	0	0	0	0	0	0	1	6	9	10	14	7	1	0	0	0	0	0	0	0	0	43.2	29.8	55.2	51.2
15:00	16:00	70	0	61	2	6	1	0	0	0	0	0	0	0	0	0	0	0	0	1	11	10	20	15	8	4	1	0	0	0	0	0	0	0	43.4	26.5	62.6	50.5

TIME	TOTAL	ARX VEHICLE CLASSIFICATIONS: LIGHT 1	LIGHT 2	LIGHT 3	MEDIUM 4	MEDIUM 5	MEDIUM 6	HEAVY 7	HEAVY 8	HEAVY 9	HEAVY 10	HEAVY 11	HEAVY 12	SPEED BIN TOTALS: 0-5 mph	5-10mph	10-15mph	15-20mph	20-25mph	25-30mph	30-35mph	35-40mph	40-45mph	45-50mph	50-55mph	55-60mph	60-65mph	65-70mph	70-75mph	75-80mph	80-85mph	85-90mph	90-95mph	95-100mph	SPEED STATISTICS: AVERAGE	MINIMUM	MAXIMUM	85th%ile
Date: [illegible] October 2019																																					
16:00 17:00	68	0	60	0	7	0	0	1	0	0	0	0	0	0	0	0	0	0	0	5	7	14	23	15	2	1	1	0	0	0	0	0	0	45.9	30.5	65.2	51.5
17:00 18:00	67	0	60	1	6	0	0	0	0	0	0	0	0	0	0	0	0	0	0	2	5	19	27	13	0	1	0	0	0	0	0	0	0	46.2	33.7	61.2	51.2
18:00 19:00	80	0	71	0	9	0	0	0	0	0	0	0	0	0	0	0	0	0	1	8	19	27	14	9	1	1	0	0	0	0	0	0	0	42.7	26.3	60.5	49.8
19:00 20:00	88	0	82	0	6	0	0	0	0	0	0	0	0	0	0	0	0	0	2	12	19	26	19	8	2	0	0	0	0	0	0	0	0	42.0	25.1	58.5	49.5
20:00 21:00	47	0	41	0	6	0	0	0	0	0	0	0	0	0	0	0	0	2	0	2	12	11	11	8	1	0	0	0	0	0	0	0	0	42.8	21.5	55.2	50.8
21:00 22:00	44	0	40	0	4	0	0	0	0	0	0	0	0	0	0	0	0	0	1	1	8	19	9	4	2	0	0	0	0	0	0	0	0	43.4	26.5	57.8	49.7
22:00 23:00	26	0	23	0	3	0	0	0	0	0	0	0	0	0	0	0	0	0	3	1	5	7	7	2	0	1	0	0	0	0	0	0	0	41.8	26.6	60.5	49.5
23:00 00:00	17	0	16	0	1	0	0	0	0	0	0	0	0	0	0	0	0	0	2	2	5	2	5	1	0	0	0	0	0	0	0	0	0	40.1	25.3	53.6	48.5
07:00-19:00	**905**	**1**	**789**	**6**	**105**	**2**	**0**	**2**	**0**	**0**	**0**	**0**	**0**	**0**	**0**	**0**	**0**	**2**	**7**	**54**	**122**	**258**	**251**	**157**	**42**	**9**	**3**	**0**	**0**	**0**	**0**	**0**	**0**	**45.2**	**23.2**	**67.9**	**51.8**
06:00-22:00	**1111**	**1**	**974**	**7**	**125**	**2**	**0**	**2**	**0**	**0**	**0**	**0**	**0**	**0**	**0**	**0**	**0**	**4**	**10**	**72**	**164**	**317**	**296**	**185**	**51**	**9**	**3**	**0**	**0**	**0**	**0**	**0**	**0**	**44.8**	**21.5**	**67.9**	**51.7**
06:00-00:00	**1154**	**1**	**1013**	**7**	**129**	**2**	**0**	**2**	**0**	**0**	**0**	**0**	**0**	**0**	**0**	**0**	**0**	**4**	**15**	**75**	**174**	**326**	**308**	**188**	**51**	**10**	**3**	**0**	**0**	**0**	**0**	**0**	**0**	**44.7**	**21.5**	**67.9**	**51.6**
00:00-00:00	**1164**	**1**	**1023**	**7**	**129**	**2**	**0**	**2**	**0**	**0**	**0**	**0**	**0**	**0**	**0**	**0**	**0**	**4**	**15**	**78**	**174**	**330**	**311**	**188**	**51**	**10**	**3**	**0**	**0**	**0**	**0**	**0**	**0**	**44.7**	**21.5**	**67.9**	**51.6**
Date: 30 October 2019																																					
00:00 01:00	3	0	3	0	0	0	0	0	0	0	0	0	0	0	0	0	0	0	0	0	0	1	2	0	0	0	0	0	0	0	0	0	0	45.3	42.7	47.3	-
01:00 02:00	2	0	2	0	0	0	0	0	0	0	0	0	0	0	0	0	0	0	0	0	1	1	0	0	0	0	0	0	0	0	0	0	0	41.7	38.5	44.9	-
02:00 03:00	0	0	0	0	0	0	0	0	0	0	0	0	0	0	0	0	0	0	0	0	0	0	0	0	0	0	0	0	0	0	0	0	0	-	-	-	-
03:00 04:00	0	0	0	0	0	0	0	0	0	0	0	0	0	0	0	0	0	0	0	0	0	0	0	0	0	0	0	0	0	0	0	0	0	-	-	-	-
04:00 05:00	1	0	1	0	0	0	0	0	0	0	0	0	0	0	0	0	0	0	0	0	1	0	0	0	0	0	0	0	0	0	0	0	0	39.4	39.4	39.4	-
05:00 06:00	6	0	6	0	0	0	0	0	0	0	0	0	0	0	0	0	0	0	0	0	2	2	1	0	1	0	0	0	0	0	0	0	0	44.2	36.6	56.3	-
06:00 07:00	25	0	22	0	3	0	0	0	0	0	0	0	0	0	0	0	0	0	0	0	4	5	8	6	2	0	0	0	0	0	0	0	0	47.0	37.0	57.6	53.2
07:00 08:00	65	0	54	0	11	0	0	0	0	0	0	0	0	0	0	0	0	0	0	2	9	29	16	7	1	1	0	0	0	0	0	0	0	44.5	30.3	61.5	49.5
08:00 09:00	98	0	83	0	15	0	0	0	0	0	0	0	0	0	0	0	0	0	0	3	12	29	32	13	8	1	0	0	0	0	0	0	0	46.0	32.9	60.9	52.3
09:00 10:00	99	0	86	1	12	0	0	0	0	0	0	0	0	0	0	0	0	1	2	2	13	18	31	29	3	0	0	0	0	0	0	0	0	46.0	22.8	56.2	51.3
10:00 11:00	70	0	66	1	3	0	0	0	0	0	0	0	0	0	0	0	0	3	0	0	10	19	26	11	1	0	0	0	0	0	0	0	0	44.5	21.5	55.5	50.3
11:00 12:00	66	0	57	0	9	0	0	0	0	0	0	0	0	0	0	0	0	0	1	7	8	18	19	11	2	0	0	0	0	0	0	0	0	44.0	27.7	56.0	51.0
12:00 13:00	53	0	46	0	6	0	0	0	1	0	0	0	0	0	0	0	0	1	1	1	8	17	19	4	1	0	1	0	0	0	0	0	0	44.0	23.5	67.3	48.4
13:00 14:00	63	0	59	0	2	2	0	0	0	0	0	0	0	0	0	0	0	2	0	3	11	22	15	9	1	0	0	0	0	0	0	0	0	43.3	24.1	57.5	50.6
14:00 15:00	66	1	55	0	10	0	0	0	0	0	0	0	0	0	0	0	0	0	5	1	19	14	12	8	6	1	0	0	0	0	0	0	0	43.6	26.3	62.4	53.4
15:00 16:00	54	0	49	0	5	0	0	0	0	0	0	0	0	0	0	0	0	0	0	3	11	16	9	10	5	0	0	0	0	0	0	0	0	44.8	31.1	59.0	53.1
16:00 17:00	72	0	60	0	12	0	0	0	0	0	0	0	0	0	0	0	0	0	1	3	15	29	17	4	2	1	0	0	0	0	0	0	0	42.8	25.1	61.5	48.8
17:00 18:00	77	1	66	0	10	0	0	0	0	0	0	0	0	0	0	0	0	0	3	2	25	20	16	10	1	0	0	0	0	0	0	0	0	42.8	25.9	58.6	49.9
18:00 19:00	60	0	56	0	4	0	0	0	0	0	0	0	0	0	0	0	0	0	2	2	13	22	14	5	2	0	0	0	0	0	0	0	0	43.2	28.8	55.3	49.7
19:00 20:00	66	0	60	0	6	0	0	0	0	0	0	0	0	0	0	0	0	0	1	8	21	17	17	2	0	0	0	0	0	0	0	0	0	41.0	29.9	52.6	47.4
20:00 21:00	46	0	40	0	6	0	0	0	0	0	0	0	0	0	0	0	0	0	0	5	9	16	9	6	1	0	0	0	0	0	0	0	0	43.2	30.1	55.0	50.4
21:00 22:00	48	0	45	0	3	0	0	0	0	0	0	0	0	0	0	0	0	0	1	3	7	21	10	5	1	0	0	0	0	0	0	0	0	43.3	27.3	56.0	49.6
22:00 23:00	53	0	50	0	3	0	0	0	0	0	0	0	0	0	0	0	0	0	1	2	11	16	10	11	2	0	0	0	0	0	0	0	0	44.2	29.3	56.9	51.7
23:00 00:00	16	0	15	0	1	0	0	0	0	0	0	0	0	0	0	0	0	0	1	0	7	6	2	0	0	0	0	0	0	0	0	0	0	39.9	27.9	46.8	44.6
07:00-19:00	**843**	**2**	**737**	**2**	**99**	**2**	**0**	**0**	**1**	**0**	**0**	**0**	**0**	**0**	**0**	**0**	**0**	**7**	**15**	**29**	**154**	**253**	**226**	**121**	**33**	**4**	**1**	**0**	**0**	**0**	**0**	**0**	**0**	**44.2**	**21.5**	**67.3**	**50.8**
06:00-22:00	**1028**	**2**	**904**	**2**	**117**	**2**	**0**	**0**	**1**	**0**	**0**	**0**	**0**	**0**	**0**	**0**	**0**	**7**	**17**	**45**	**195**	**312**	**270**	**140**	**37**	**4**	**1**	**0**	**0**	**0**	**0**	**0**	**0**	**44.0**	**21.5**	**67.3**	**50.6**
06:00-00:00	**1097**	**2**	**969**	**2**	**121**	**2**	**0**	**0**	**1**	**0**	**0**	**0**	**0**	**0**	**0**	**0**	**0**	**7**	**19**	**47**	**213**	**334**	**282**	**151**	**39**	**4**	**1**	**0**	**0**	**0**	**0**	**0**	**0**	**44.0**	**21.5**	**67.3**	**50.6**
00:00-00:00	**1109**	**2**	**981**	**2**	**121**	**2**	**0**	**0**	**1**	**0**	**0**	**0**	**0**	**0**	**0**	**0**	**0**	**7**	**19**	**47**	**217**	**338**	**285**	**151**	**40**	**4**	**1**	**0**	**0**	**0**	**0**	**0**	**0**	**44.0**	**21.5**	**67.3**	**50.6**
Date: 31 October 2019																																					
00:00 01:00	9	0	8	0	1	0	0	0	0	0	0	0	0	0	0	0	0	0	0	0	4	1	1	3	0	0	0	0	0	0	0	0	0	43.1	37.0	51.1	-
01:00 02:00	3	0	3	0	0	0	0	0	0	0	0	0	0	0	0	1	0	0	0	0	0	2	0	0	0	0	0	0	0	0	0	0	0	32.8	13.7	43.8	-
02:00 03:00	1	0	1	0	0	0	0	0	0	0	0	0	0	0	0	0	0	0	0	0	0	0	1	0	0	0	0	0	0	0	0	0	0	46.9	46.9	46.9	-
03:00 04:00	0	0	0	0	0	0	0	0	0	0	0	0	0	0	0	0	0	0	0	0	0	0	0	0	0	0	0	0	0	0	0	0	0	-	-	-	-
04:00 05:00	2	0	1	0	1	0	0	0	0	0	0	0	0	0	0	0	0	0	0	0	0	0	2	0	0	0	0	0	0	0	0	0	0	45.7	45.3	46.2	-
05:00 06:00	3	0	3	0	0	0	0	0	0	0	0	0	0	0	0	0	0	0	0	1	0	0	1	0	1	0	0	0	0	0	0	0	0	44.9	32.1	56.9	-
06:00 07:00	14	0	11	0	3	0	0	0	0	0	0	0	0	0	0	0	0	0	0	0	0	3	6	2	3	0	0	0	0	0	0	0	0	48.6	41.8	57.6	56.4
07:00 08:00	71	0	57	0	14	0	0	0	0	0	0	0	0	0	0	0	0	0	0	1	7	26	22	14	1	0	0	0	0	0	0	0	0	45.6	34.8	55.9	50.6
08:00 09:00	92	0	76	0	16	0	0	0	0	0	0	0	0	0	0	0	0	0	0	1	11	25	24	24	4	3	0	0	0	0	0	0	0	47.1	31.6	61.1	53.0
09:00 10:00	92	0	82	1	9	0	0	0	0	0	0	0	0	0	0	0	0	0	0	5	13	21	31	17	5	0	0	0	0	0	0	0	0	45.4	32.8	58.4	51.9
10:00 11:00	74	0	70	0	3	0	0	0	0	0	1	0	0	0	0	0	0	0	0	3	10	23	23	11	2	2	0	0	0	0	0	0	0	45.3	30.4	62.5	51.6
11:00 12:00	84	0	73	0	11	0	0	0	0	0	0	0	0	0	0	0	0	0	3	2	20	20	22	12	4	1	0	0	0	0	0	0	0	44.2	27.7	61.8	50.6
12:00 13:00	64	1	52	0	11	0	0	0	0	0	0	0	0	0	0	0	0	1	0	6	14	19	12	7	4	0	1	0	0	0	0	0	0	43.6	21.1	65.1	52.3
13:00 14:00	53	0	49	0	3	0	1	0	0	0	0	0	0	0	0	0	0	1	0	4	5	11	17	10	4	0	1	0	0	0	0	0	0	46.0	23.7	66.1	54.4
14:00 15:00	69	0	61	0	8	0	0	0	0	0	0	0	0	0	0	0	0	0	1	1	7	10	27	21	2	0	0	0	0	0	0	0	0	47.0	28.9	57.5	51.8
15:00 16:00	75	0	67	0	8	0	0	0	0	0	0	0	0	0	0	0	0	0	0	3	16	23	21	11	1	0	0	0	0	0	0	0	0	44.1	30.5	55.5	50.2
16:00 17:00	75	0	63	0	12	0	0	0	0	0	0	0	0	0	0	0	0	0	2	7	7	17	23	14	4	0	1	0	0	0	0	0	0	45.2	26.6	65.5	53.3
17:00 18:00	81	1	72	0	8	0	0	0	0	0	0	0	0	0	0	0	1	0	0	2	9	27	25	16	0	1	0	0	0	0	0	0	0	45.3	15.5	63.0	51.2
18:00 19:00	51	0	46	0	5	0	0	0	0	0	0	0	0	0	0	0	0	0	1	1	5	20	19	5	0	0	0	0	0	0	0	0	0	44.6	28.0	53.4	49.6
19:00 20:00	72	0	66	0	6	0	0	0	0	0	0	0	0	0	0	0	0	0	0	8	15	20	9	18	1	1	0	0	0	0	0	0	0	43.7	30.4	63.8	51.6
20:00 21:00	57	0	53	0	4	0	0	0	0	0	0	0	0	0	0	0	0	0	0	3	10	22	14	5	1	2	0	0	0	0	0	0	0	44.4	32.6	63.8	49.7
21:00 22:00	45	0	41	0	4	0	0	0	0	0	0	0	0	0	0	0	0	0	0	3	13	7	14	5	3	0	0	0	0	0	0	0	0	44.0	31.9	59.2	51.1
22:00 23:00	57	0	54	0	3	0	0	0	0	0	0	0	0	0	0	0	0	0	2	11	10	13	9	8	3	1	0	0	0	0	0	0	0	42.5	29.6	61.2	52.1
23:00 00:00	10	0	9	0	1	0	0	0	0	0	0	0	0	0	0	0	0	0	0	2	1	5	2	0	0	0	0	0	0	0	0	0	0	41.3	31.2	49.5	-
07:00-19:00	**881**	**2**	**768**	**1**	**108**	**0**	**1**	**0**	**0**	**0**	**1**	**0**	**0**	**0**	**0**	**0**	**1**	**2**	**7**	**36**	**124**	**242**	**266**	**162**	**31**	**7**	**3**	**0**	**0**	**0**	**0**	**0**	**0**	**45.3**	**15.5**	**66.1**	**51.4**
06:00-22:00	**1069**	**2**	**939**	**1**	**125**	**0**	**1**	**0**	**0**	**0**	**1**	**0**	**0**	**0**	**0**	**0**	**1**	**2**	**7**	**50**	**162**	**294**	**309**	**192**	**39**	**10**	**3**	**0**	**0**	**0**	**0**	**0**	**0**	**45.1**	**15.5**	**66.1**	**51.4**
06:00-00:00	**1136**	**2**	**1002**	**1**	**129**	**0**	**1**	**0**	**0**	**0**	**1**	**0**	**0**	**0**	**0**	**0**	**1**	**2**	**9**	**63**	**173**	**312**	**320**	**200**	**42**	**11**	**3**	**0**	**0**	**0**	**0**	**0**	**0**	**45.0**	**15.5**	**66.1**	**51.4**
00:00-00:00	**1154**	**2**	**1018**	**1**	**131**	**0**	**1**	**0**	**0**	**0**	**1**	**0**	**0**	**0**	**0**	**1**	**1**	**2**	**9**	**64**	**177**	**315**	**325**	**203**	**43**	**11**	**3**	**0**	**0**	**0**	**0**	**0**	**0**	**44.9**	**13.7**	**66.1**	**51.4**
Date: 01 November 2019																																					
00:00 01:00	9	0	9	0	0	0	0	0	0	0	0	0	0	0	0	0	0	0	0	1	0	5	2	1	0	0	0	0	0	0	0	0	0	43.8	34.1	50.1	-
01:00 02:00	5	0	5	0	0	0	0	0	0	0	0	0	0	0	0	0	0	0	0	0	0	4	1	0	0	0	0	0	0	0	0	0	0	43.5	40.0	46.7	-
02:00 03:00	0	0	0	0	0	0	0	0	0	0	0	0	0	0	0	0	0	0	0	0	0	0	0	0	0	0	0	0	0	0	0	0	0	-	-	-	-
03:00 04:00	0	0	0	0	0	0	0	0	0	0	0	0	0	0	0	0	0	0	0	0	0	0	0	0	0	0	0	0	0	0	0	0	0	-	-	-	-
04:00 05:00	2	0	2	0	0	0	0	0	0	0	0	0	0	0	0	0	0	0	0	0	0	0	0	1	1	0	0	0	0	0	0	0	0	54.4	50.3	58.5	-
05:00 06:00	4	0	4	0	0	0	0	0	0	0	0	0	0	0	0	0	0	0	0	1	2	0	0	0	1	0	0	0	0	0	0	0	0	42.0	34.3	59.4	-
06:00 07:00	20	0	16	0	4	0	0	0	0	0	0	0	0	0	0	0	0	0	0	0	0	5	8	4	3	0	0	0	0	0	0	0	0	48.8	40.4	56.3	55.0
07:00 08:00	61	0	47	0	13	1	0	0	0	0	0	0	0	0	0	0	0	0	0	2	5	12	30	8	2	1	1	0	0	0	0	0	0	46.7	32.0	67.4	51.4
08:00 09:00	99	0	80	0	19	0	0	0	0	0	0	0	0	0	0	0	0	0	0	2	11	13	34	23	14	1	0	1	0	0	0	0	0	48.2	34.0	71.4	56.1
09:00 10:00	89	0	77	0	12	0	0	0	0	0	0	0	0	0	0	0	0	0	0	3	8	19	32	21	4	1	1	0	0	0	0	0	0	47.3	31.3	67.2	52.6
10:00 11:00	69	0	60	0	9	0	0	0	0	0	0	0	0	0	0	0	0	1	1	4	8	22	20	9	4	0	0	0	0	0	0	0	0	44.4	23.4	57.9	51.2
11:00 12:00	84	0	69	0	15	0	0	0	0	0	0	0	0	0	0	0	0	0	0	5	13	27	23	10	5	0	1	0	0	0	0	0	0	44.8	31.2	68.5	51.1
12:00 13:00	59	0	51	0	8	0	0	0	0	0	0	0	0	0	0	0	0	0	0	1	8	20	15	14	1	0	0	0	0	0	0	0	0	45.3	35.0	57.9	51.8
13:00 14:00	53	0	47	1	4	1	0	0	0	0	0	0	0	0	0	0	0	0	1	2	13	12	14	8	3	0	0	0	0	0	0	0	0	44.1	29.8	57.6	51.4
14:00 15:00	76	0	61	0	13	0	0	0	2	0	0	0	0	0	0	0	0	1	2	2	7	11	34	14	4	0	1	0	0	0	0	0	0	46.4	24.8	67.3	52.5
15:00 16:00	74	0	64	0	9	0	0	0	1	0	0	0	0	0	0	0	0	0	0	10	12	26	15	9	2	0	0	0	0	0	0	0	0	43.1	32.1	58.7	50.4
16:00 17:00	85	0	72	0	13	0	0	0	0	0	0	0	0	0	0	0	0	0	0	2	13	22	26	17	5	0	0	0	0	0	0	0	0	45.8	31.0	59.9	52.1
17:00 18:00	90	0	83	0	7	0	0	0	0	0	0	0	0	0	0	0	0	0	1	4	6	24	29	21	4	0	1	0	0	0	0	0	0	46.5	29.0	65.3	52.9
18:00 19:00	69	0	62	0	7	0	0	0	0	0	0	0	0	0	0	0	0	0	2	3	12	25	14	9	2	2	0	0	0	0	0	0	0	44.1	25.9	62.8	52.7
19:00 20:00	94	0	86	0	8	0	0	0	0	0	0	0	0	0	0	0	0	0	4	8	20	22	19	11	4	3	2	1	0	0	0	0	0	44.3	27.4	72.0	52.9
20:00 21:00	60	0	58	0	2	0	0	0	0	0	0	0	0	0	0	0	0	0	1	3	11	22	16	7	0	0	0	0	0	0	0	0	0	43.0	27.8	54.2	49.4
21:00 22:00	33	0	29	0	4	0	0	0	0	0	0	0	0	0	0	0	0	0	0	1	3	13	8	7	1	0	0	0	0	0	0	0	0	45.4	32.2	59.4	50.5
22:00 23:00	38	0	34	0	4	0	0	0	0	0	0	0	0	0	0	0	0	0	0	5	8	15	8	0	0	1	1	0	0	0	0	0	0	42.9	33.0	68.3	47.0
23:00 00:00	19	0	17	0	2	0	0	0	0	0	0	0	0	0	0	0	0	0	0	2	3	6	5	3	0	0	0	0	0	0	0	0	0	43.5	32.1	52.3	51.1
07:00-19:00	**908**	**0**	**773**	**1**	**129**	**2**	**0**	**0**	**3**	**0**	**0**	**0**	**0**	**0**	**0**	**0**	**0**	**2**	**7**	**40**	**116**	**233**	**286**	**163**	**50**	**5**	**5**	**1**	**0**	**0**	**0**	**0**	**0**	**45.7**	**23.4**	**71.4**	**52.1**
06:00-22:00	**1115**	**0**	**962**	**1**	**147**	**2**	**0**	**0**	**3**	**0**	**0**	**0**	**0**	**0**	**0**	**0**	**0**	**2**	**12**	**52**	**150**	**295**	**337**	**192**	**58**	**8**	**7**	**2**	**0**	**0**	**0**	**0**	**0**	**45.5**	**23.4**	**72.0**	**52.1**
06:00-00:00	**1172**	**0**	**1013**	**1**	**153**	**2**	**0**	**0**	**3**	**0**	**0**	**0**	**0**	**0**	**0**	**0**	**0**	**2**	**12**	**59**	**161**	**316**	**350**	**195**	**58**	**9**	**8**	**2**	**0**	**0**	**0**	**0**	**0**	**45.4**	**23.4**	**72.0**	**52.0**
00:00-00:00	**1192**	**0**	**1033**	**1**	**153**	**2**	**0**	**0**	**3**	**0**	**0**	**0**	**0**	**0**	**0**	**0**	**0**	**2**	**12**	**61**	**163**	**325**	**353**	**197**	**60**	**9**	**8**	**2**	**0**	**0**	**0**	**0**	**0**	**45.4**	**23.4**	**72.0**	**52.0**
5 day (Weekday) Average																																					
07:00-19:00	**878**	**2**	**762**	**2**	**109**	**1**	**0**	**1**	**1**	**0**	**0**	**0**	**0**	**0**	**0**	**0**	**0**	**3**	**10**	**39**	**134**	**250**	**250**	**145**	**37**	**6**	**2**	**0**	**0**	**0**	**0**	**0**	**0**	**44.9**	**19.7**	**69.2**	**51.4**
06:00-22:00	**1071**	**2**	**937**	**2**	**126**	**1**	**0**	**1**	**1**	**0**	**0**	**0**	**0**	**0**	**0**	**0**	**0**	**3**	**13**	**53**	**173**	**307**	**294**	**170**	**45**	**8**	**3**	**1**	**0**	**0**	**0**	**0**	**0**	**44.7**	**19.4**	**69.3**	**51.4**
06:00-00:00	**1129**	**2**	**991**	**2**	**130**	**1**	**0**	**1**	**1**	**0**	**0**	**0**	**0**	**0**	**0**	**0**	**0**	**3**	**15**	**59**	**184**	**324**	**307**	**177**	**47**	**8**	**3**	**1**	**0**	**0**	**0**	**0**	**0**	**44.7**	**19.4**	**69.3**	**51.3**
00:00-00:00	**1143**	**2**	**1005**	**2**	**130**	**1**	**0**	**1**	**1**	**0**	**0**	**0**	**0**	**0**	**0**	**1**	**0**	**3**	**15**	**60**	**186**	**329**	**311**	**178**	**48**	**8**	**3**	**1**	**0**	**0**	**0**	**0**	**0**	**44.6**	**19.0**	**69.3**	**51.3**
7 day (Weekly) Average																																					
07:00-19:00	**830**	**2**	**731**	**2**	**92**	**1**	**0**	**0**	**1**	**0**	**0**	**0**	**0**	**0**	**0**	**0**	**1**	**2**	**9**	**37**	**124**	**229**	**240**	**140**	**38**	**7**	**2**	**0**	**0**	**0**	**0**	**0**	**0**	**45.1**	**17.8**	**67.8**	**51.6**
06:00-22:00	**1006**	**2**	**892**	**3**	**107**	**1**	**0**	**0**	**1**	**0**	**0**	**0**	**0**	**0**	**0**	**0**	**1**	**3**	**12**	**49**	**161**	**280**	**282**	**164**	**44**	**8**	**2**	**0**	**0**	**0**	**0**	**0**	**0**	**44.8**	**17.6**	**67.9**	**51.5**
06:00-00:00	**1058**	**2**	**940**	**3**	**110**	**1**	**0**	**0**	**1**	**0**	**0**	**0**	**0**	**0**	**0**	**0**	**1**	**3**	**14**	**54**	**170**	**294**	**294**	**170**	**45**	**9**	**2**	**0**	**0**	**0**	**0**	**0**	**0**	**44.8**	**17.6**	**67.9**	**51.5**
00:00-00:00	**1075**	**2**	**956**	**3**	**111**	**1**	**0**	**0**	**1**	**0**	**0**	**0**	**0**	**0**	**0**	**1**	**1**	**3**	**14**	**56**	**174**	**300**	**297**	**171**	**46**	**9**	**2**	**0**	**0**	**0**	**0**	**0**	**0**	**44.7**	**17.3**	**67.9**	**51.4**

ATC CLASSIFIED LINK & SPEED SURVEY

Project: Coalburn Road, Glaikhead
Client: ECS Transport Planning Limited
Project.Ref. TS-19-060

Location 1: Coalburn Road, north of Glaikhead
Movement: Southbound

TIME		TOTAL	ARX VEHICLE CLASSIFICATIONS												SPEED BIN TOTALS																				SPEED STATISTICS			
			LIGHT			MEDIUM			HEAVY						0-5 mph	5-10mph	10-15mph	15-20mph	20-25mph	25-30mph	30-35mph	35-40mph	40-45mph	45-50mph	50-55mph	55-60mph	60-65mph	65-70mph	70-75mph	75-80mph	80-85mph	85-90mph	90-95mph	95-100mph	AVERAGE	MINIMUM	MAXIMUM	85th%ile
			1	2	3	4	5	6	7	8	9	10	11	12																								
Date: 26 October 2019																																						
00:00	01:00	13	0	12	0	1	0	0	0	0	0	0	0	0	0	0	0	0	0	2	0	2	4	1	0	2	0	2	0	0	0	0	0	0	46.3	27.7	69.4	68.2
01:00	02:00	8	0	8	0	0	0	0	0	0	0	0	0	0	0	0	0	0	0	0	0	3	1	2	2	0	0	0	0	0	0	0	0	0	44.5	35.5	53.6	-
02:00	03:00	4	0	4	0	0	0	0	0	0	0	0	0	0	0	0	0	0	0	0	0	0	2	0	0	2	0	0	0	0	0	0	0	0	50.3	41.9	59.1	-
03:00	04:00	3	0	3	0	0	0	0	0	0	0	0	0	0	0	0	0	0	0	0	0	0	0	2	1	0	0	0	0	0	0	0	0	0	48.1	46.9	50.3	-
04:00	05:00	2	0	2	0	0	0	0	0	0	0	0	0	0	0	0	0	0	0	0	0	1	1	0	0	0	0	0	0	0	0	0	0	0	40.2	38.4	42.1	-
05:00	06:00	4	0	3	0	1	0	0	0	0	0	0	0	0	0	0	0	0	0	0	0	0	2	1	0	1	0	0	0	0	0	0	0	0	48.3	42.4	57.6	-
06:00	07:00	4	0	2	0	2	0	0	0	0	0	0	0	0	0	0	0	0	0	0	1	0	2	0	1	0	0	0	0	0	0	0	0	0	41.9	30.4	52.9	-
07:00	08:00	10	0	9	0	1	0	0	0	0	0	0	0	0	0	0	0	0	0	0	0	3	4	0	2	1	0	0	0	0	0	0	0	0	44.9	38.5	58.5	-
08:00	09:00	32	0	28	0	4	0	0	0	0	0	0	0	0	0	0	0	0	0	1	1	1	15	7	6	1	0	0	0	0	0	0	0	0	45.1	28.7	55.6	51.7
09:00	10:00	49	0	44	0	5	0	0	0	0	0	0	0	0	0	0	0	0	0	0	3	6	18	9	10	2	0	1	0	0	0	0	0	0	45.7	32.5	65.1	52.8
10:00	11:00	43	0	39	1	3	0	0	0	0	0	0	0	0	0	0	0	0	0	0	3	6	13	8	8	3	1	1	0	0	0	0	0	0	46.1	32.2	66.4	53.5
11:00	12:00	65	0	62	0	3	0	0	0	0	0	0	0	0	0	0	0	0	0	0	4	12	19	13	9	6	1	0	1	0	0	0	0	0	45.5	32.0	74.1	53.2
12:00	13:00	67	0	62	0	4	0	0	0	1	0	0	0	0	0	0	0	0	0	0	1	8	17	32	8	0	0	1	0	0	0	0	0	0	45.5	30.7	65.8	49.7
13:00	14:00	83	0	75	0	8	0	0	0	0	0	0	0	0	0	0	0	0	0	2	4	15	19	19	17	4	2	1	0	0	0	0	0	0	45.4	29.5	65.5	53.6
14:00	15:00	75	1	68	1	4	1	0	0	0	0	0	0	0	0	0	0	0	0	5	5	9	16	23	14	3	0	0	0	0	0	0	0	0	44.4	27.1	58.4	51.1
15:00	16:00	78	0	73	0	5	0	0	0	0	0	0	0	0	0	0	0	0	0	3	7	17	27	11	9	3	1	0	0	0	0	0	0	0	42.7	29.2	62.3	50.6
16:00	17:00	73	0	68	0	4	1	0	0	0	0	0	0	0	0	0	0	1	1	1	3	18	17	18	9	4	1	0	0	0	0	0	0	0	43.5	16.5	64.7	51.7
17:00	18:00	90	0	87	0	3	0	0	0	0	0	0	0	0	0	0	0	0	0	1	8	17	31	22	7	4	0	0	0	0	0	0	0	0	43.1	28.5	58.2	49.0
18:00	19:00	93	0	87	0	6	0	0	0	0	0	0	0	0	0	0	0	0	0	5	9	19	30	17	9	3	1	0	0	0	0	0	0	0	42.4	27.0	60.4	49.8
19:00	20:00	59	0	58	0	1	0	0	0	0	0	0	0	0	0	0	0	0	0	3	7	17	13	12	4	2	1	0	0	0	0	0	0	0	41.5	28.4	62.1	48.9
20:00	21:00	41	0	39	0	2	0	0	0	0	0	0	0	0	0	0	0	0	0	1	5	12	15	7	1	0	0	0	0	0	0	0	0	0	40.4	29.4	50.3	46.3
21:00	22:00	26	0	25	0	1	0	0	0	0	0	0	0	0	0	0	0	1	1	1	2	8	8	2	2	1	0	0	0	0	0	0	0	0	40.1	18.0	58.6	46.4
22:00	23:00	29	0	27	0	2	0	0	0	0	0	0	0	0	0	0	0	0	0	2	2	13	8	3	1	0	0	0	0	0	0	0	0	0	39.4	28.8	51.7	45.3
23:00	00:00	16	0	14	0	2	0	0	0	0	0	0	0	0	0	0	0	0	0	0	3	5	6	2	0	0	0	0	0	0	0	0	0	0	40.1	31.5	49.9	45.0
07:00-19:00		**758**	**1**	**702**	**2**	**50**	**2**	**0**	**0**	**1**	**0**	**0**	**0**	**0**	**0**	**0**	**0**	**1**	**1**	**18**	**48**	**131**	**226**	**179**	**108**	**34**	**7**	**4**	**1**	**0**	**0**	**0**	**0**	**0**	**44.3**	**16.5**	**74.1**	**51.4**
06:00-22:00		**888**	**1**	**826**	**2**	**56**	**2**	**0**	**0**	**1**	**0**	**0**	**0**	**0**	**0**	**0**	**0**	**2**	**2**	**23**	**63**	**168**	**264**	**200**	**116**	**37**	**8**	**4**	**1**	**0**	**0**	**0**	**0**	**0**	**43.8**	**16.5**	**74.1**	**51.0**
06:00-00:00		**933**	**1**	**867**	**2**	**60**	**2**	**0**	**0**	**1**	**0**	**0**	**0**	**0**	**0**	**0**	**0**	**2**	**2**	**25**	**68**	**186**	**278**	**205**	**117**	**37**	**8**	**4**	**1**	**0**	**0**	**0**	**0**	**0**	**43.6**	**16.5**	**74.1**	**50.9**
00:00-00:00		**967**	**1**	**899**	**2**	**62**	**2**	**0**	**0**	**1**	**0**	**0**	**0**	**0**	**0**	**0**	**0**	**2**	**2**	**27**	**68**	**192**	**288**	**211**	**120**	**42**	**8**	**6**	**1**	**0**	**0**	**0**	**0**	**0**	**43.7**	**16.5**	**74.1**	**51.0**
Date: 27 October 2019																																						
00:00	01:00	15	0	14	0	1	0	0	0	0	0	0	0	0	0	0	0	0	0	1	1	5	4	3	1	0	0	0	0	0	0	0	0	0	41.1	29.9	51.1	47.9
01:00	02:00	6	0	6	0	0	0	0	0	0	0	0	0	0	0	0	0	0	0	0	0	2	1	3	0	0	0	0	0	0	0	0	0	0	43.7	36.9	49.6	-
02:00	03:00	4	0	4	0	0	0	0	0	0	0	0	0	0	0	0	0	0	0	1	2	0	1	0	0	0	0	0	0	0	0	0	0	0	34.0	29.0	40.2	-
03:00	04:00	1	0	1	0	0	0	0	0	0	0	0	0	0	0	0	0	0	0	0	0	0	0	1	0	0	0	0	0	0	0	0	0	0	48.5	48.5	48.5	-
04:00	05:00	1	0	1	0	0	0	0	0	0	0	0	0	0	0	0	0	0	0	0	0	0	1	0	0	0	0	0	0	0	0	0	0	0	44.3	44.3	44.3	-
05:00	06:00	1	0	1	0	0	0	0	0	0	0	0	0	0	0	0	0	0	0	0	0	1	0	0	0	0	0	0	0	0	0	0	0	0	39.3	39.3	39.3	-
06:00	07:00	2	0	1	0	1	0	0	0	0	0	0	0	0	0	0	0	0	0	0	0	1	1	0	0	0	0	0	0	0	0	0	0	0	40.4	39.3	41.4	-
07:00	08:00	7	0	6	0	1	0	0	0	0	0	0	0	0	0	0	0	0	0	0	0	3	3	1	0	0	0	0	0	0	0	0	0	0	40.5	35.1	45.6	-
08:00	09:00	20	0	18	0	2	0	0	0	0	0	0	0	0	0	0	0	0	0	0	1	2	6	7	3	1	0	0	0	0	0	0	0	0	45.5	30.4	59.6	51.9
09:00	10:00	25	0	23	0	2	0	0	0	0	0	0	0	0	0	0	0	0	0	0	0	2	10	9	3	0	1	0	0	0	0	0	0	0	46.4	39.5	62.7	53.5
10:00	11:00	30	0	29	0	1	0	0	0	0	0	0	0	0	0	0	0	0	0	0	1	9	12	7	1	0	0	0	0	0	0	0	0	0	42.4	34.5	54.3	47.8
11:00	12:00	31	1	27	0	3	0	0	0	0	0	0	0	0	0	0	0	1	0	0	1	5	10	9	3	2	0	0	0	0	0	0	0	0	44.6	16.7	59.9	51.6
12:00	13:00	55	1	52	0	2	0	0	0	0	0	0	0	0	0	0	0	1	1	1	6	12	11	16	5	1	0	0	0	1	0	0	0	0	42.8	18.1	75.5	49.8
13:00	14:00	63	0	60	0	3	0	0	0	0	0	0	0	0	0	0	0	0	0	2	6	19	14	13	8	1	0	0	0	0	0	0	0	0	41.8	27.1	57.9	49.5
14:00	15:00	57	0	54	0	3	0	0	0	0	0	0	0	0	0	0	0	0	0	1	3	11	23	13	6	0	0	0	0	0	0	0	0	0	42.6	28.5	51.8	48.6
15:00	16:00	76	0	72	0	4	0	0	0	0	0	0	0	0	0	0	0	0	0	1	8	15	29	12	10	1	0	0	0	0	0	0	0	0	42.4	27.4	55.4	49.8
16:00	17:00	63	0	61	0	2	0	0	0	0	0	0	0	0	0	0	0	0	0	0	0	17	18	17	10	1	0	0	0	0	0	0	0	0	44.1	35.3	56.2	50.5
17:00	18:00	66	0	64	0	2	0	0	0	0	0	0	0	0	0	0	0	0	0	0	5	13	17	22	5	3	1	0	0	0	0	0	0	0	44.3	30.4	64.0	49.8
18:00	19:00	76	1	74	0	1	0	0	0	0	0	0	0	0	0	0	0	0	0	0	3	13	29	21	8	2	0	0	0	0	0	0	0	0	44.0	30.9	57.7	49.7
19:00	20:00	78	0	73	0	5	0	0	0	0	0	0	0	0	0	0	0	0	0	2	5	20	26	19	5	0	1	0	0	0	0	0	0	0	42.3	27.3	61.8	48.5
20:00	21:00	49	0	47	0	2	0	0	0	0	0	0	0	0	0	0	0	0	0	1	3	4	18	16	4	3	0	0	0	0	0	0	0	0	44.4	29.6	56.8	50.5
21:00	22:00	42	0	39	0	2	1	0	0	0	0	0	0	0	0	0	0	0	1	1	5	11	9	11	1	2	1	0	0	0	0	0	0	0	42.1	23.8	64.9	48.1
22:00	23:00	27	0	25	0	2	0	0	0	0	0	0	0	0	0	0	0	0	0	0	6	7	7	5	2	0	0	0	0	0	0	0	0	0	41.0	30.8	53.6	46.2
23:00	00:00	24	0	22	0	2	0	0	0	0	0	0	0	0	0	0	0	0	0	0	0	4	10	4	5	0	1	0	0	0	0	0	0	0	45.7	35.4	61.0	52.0
07:00-19:00		**569**	**3**	**540**	**0**	**26**	**0**	**0**	**0**	**0**	**0**	**0**	**0**	**0**	**0**	**0**	**0**	**2**	**1**	**5**	**34**	**121**	**182**	**147**	**62**	**12**	**2**	**0**	**0**	**1**	**0**	**0**	**0**	**0**	**43.4**	**16.7**	**75.5**	**49.7**
06:00-22:00		**740**	**3**	**700**	**0**	**36**	**1**	**0**	**0**	**0**	**0**	**0**	**0**	**0**	**0**	**0**	**0**	**2**	**2**	**9**	**47**	**157**	**236**	**193**	**72**	**17**	**4**	**0**	**0**	**1**	**0**	**0**	**0**	**0**	**43.3**	**16.7**	**75.5**	**49.4**
06:00-00:00		**791**	**3**	**747**	**0**	**40**	**1**	**0**	**0**	**0**	**0**	**0**	**0**	**0**	**0**	**0**	**0**	**2**	**2**	**9**	**53**	**168**	**253**	**202**	**79**	**17**	**5**	**0**	**0**	**1**	**0**	**0**	**0**	**0**	**43.3**	**16.7**	**75.5**	**49.4**
00:00-00:00		**819**	**3**	**774**	**0**	**41**	**1**	**0**	**0**	**0**	**0**	**0**	**0**	**0**	**0**	**0**	**0**	**2**	**2**	**11**	**56**	**176**	**260**	**209**	**80**	**17**	**5**	**0**	**0**	**1**	**0**	**0**	**0**	**0**	**43.2**	**16.7**	**75.5**	**49.4**
Date: 28 October 2019																																						
00:00	01:00	5	0	4	0	1	0	0	0	0	0	0	0	0	0	0	0	0	0	0	0	0	4	0	1	0	0	0	0	0	0	0	0	0	43.9	40.8	50.6	-
01:00	02:00	4	0	4	0	0	0	0	0	0	0	0	0	0	0	0	0	0	0	0	0	1	1	2	0	0	0	0	0	0	0	0	0	0	44.1	37.8	48.6	-
02:00	03:00	1	0	1	0	0	0	0	0	0	0	0	0	0	0	0	0	0	0	0	0	0	0	1	0	0	0	0	0	0	0	0	0	0	47.4	47.4	47.4	-
03:00	04:00	1	0	1	0	0	0	0	0	0	0	0	0	0	0	0	0	0	0	0	1	0	0	0	0	0	0	0	0	0	0	0	0	0	32.7	32.7	32.7	-
04:00	05:00	1	0	1	0	0	0	0	0	0	0	0	0	0	0	0	0	0	0	0	0	0	1	0	0	0	0	0	0	0	0	0	0	0	43.6	43.6	43.6	-
05:00	06:00	3	0	2	0	1	0	0	0	0	0	0	0	0	0	0	0	0	0	0	0	0	1	1	1	0	0	0	0	0	0	0	0	0	47.5	42.1	50.4	-
06:00	07:00	3	0	2	0	1	0	0	0	0	0	0	0	0	0	0	0	0	0	0	1	0	2	0	0	0	0	0	0	0	0	0	0	0	39.1	31.0	43.6	-
07:00	08:00	19	0	14	0	5	0	0	0	0	0	0	0	0	0	0	0	0	0	2	3	6	2	5	1	0	0	0	0	0	0	0	0	0	39.8	28.0	50.7	49.3
08:00	09:00	33	0	25	0	6	2	0	0	0	0	0	0	0	0	0	0	0	0	1	5	11	5	7	2	2	0	0	0	0	0	0	0	0	41.9	29.1	56.4	49.6
09:00	10:00	51	0	43	0	7	0	0	1	0	0	0	0	0	0	0	0	0	0	1	12	11	12	12	3	0	0	0	0	0	0	0	0	0	40.4	28.0	51.4	47.5
10:00	11:00	48	0	42	0	6	0	0	0	0	0	0	0	0	0	0	0	0	0	2	8	5	14	13	5	1	0	0	0	0	0	0	0	0	42.4	26.9	57.8	49.5
11:00	12:00	43	0	36	0	7	0	0	0	0	0	0	0	0	0	0	0	0	0	2	4	3	8	16	9	1	0	0	0	0	0	0	0	0	45.0	28.6	55.5	51.6
12:00	13:00	49	0	37	0	12	0	0	0	0	0	0	0	0	0	0	0	0	0	2	6	11	15	5	7	1	2	0	0	0	0	0	0	0	42.7	27.8	62.3	51.6
13:00	14:00	56	0	49	0	6	0	1	0	0	0	0	0	0	0	0	0	0	0	0	5	12	16	15	6	1	1	0	0	0	0	0	0	0	43.2	30.7	62.4	49.2
14:00	15:00	70	0	61	0	9	0	0	0	0	0	0	0	0	0	0	0	0	0	0	8	16	15	17	9	3	2	0	0	0	0	0	0	0	43.8	30.4	64.0	51.7
15:00	16:00	80	0	75	0	5	0	0	0	0	0	0	0	0	0	0	0	0	0	3	7	18	19	15	14	4	0	0	0	0	0	0	0	0	43.2	28.6	57.8	51.0
16:00	17:00	101	1	86	0	14	0	0	0	0	0	0	0	0	0	0	0	0	0	7	8	18	27	22	15	2	2	0	0	0	0	0	0	0	43.0	25.0	63.8	50.6
17:00	18:00	119	0	102	0	16	1	0	0	0	0	0	0	0	0	0	0	0	1	1	5	26	38	33	10	2	2	1	0	0	0	0	0	0	43.9	24.4	66.1	49.5
18:00	19:00	136	0	127	0	8	1	0	0	0	0	0	0	0	0	0	0	0	0	1	7	32	52	29	14	1	0	0	0	0	0	0	0	0	43.0	30.0	56.3	48.7
19:00	20:00	101	0	94	0	7	0	0	0	0	0	0	0	0	0	0	0	0	0	1	13	29	28	17	8	4	1	0	0	0	0	0	0	0	42.2	30.0	61.2	49.0
20:00	21:00	68	0	63	0	5	0	0	0	0	0	0	0	0	0	0	0	0	1	2	3	24	18	10	4	3	2	1	0	0	0	0	0	0	42.4	24.6	65.6	50.6
21:00	22:00	58	0	53	1	4	0	0	0	0	0	0	0	0	0	0	0	0	0	2	2	13	18	11	7	3	2	0	0	0	0	0	0	0	44.3	29.5	61.7	52.3
22:00	23:00	41	0	39	0	2	0	0	0	0	0	0	0	0	0	0	0	0	0	0	2	12	14	11	2	0	0	0	0	0	0	0	0	0	42.0	33.6	53.2	47.1
23:00	00:00	26	0	24	0	2	0	0	0	0	0	0	0	0	0	0	0	0	0	1	1	5	10	5	2	2	0	0	0	0	0	0	0	0	43.6	25.5	59.2	51.3
07:00-19:00		**805**	**1**	**697**	**0**	**101**	**4**	**1**	**1**	**0**	**0**	**0**	**0**	**0**	**0**	**0**	**0**	**0**	**1**	**22**	**78**	**169**	**223**	**189**	**95**	**18**	**9**	**1**	**0**	**0**	**0**	**0**	**0**	**0**	**43.0**	**24.4**	**66.1**	**50.0**
06:00-22:00		**1035**	**1**	**909**	**1**	**118**	**4**	**1**	**1**	**0**	**0**	**0**	**0**	**0**	**0**	**0**	**0**	**0**	**2**	**27**	**97**	**235**	**289**	**227**	**114**	**28**	**14**	**2**	**0**	**0**	**0**	**0**	**0**	**0**	**42.9**	**24.4**	**66.1**	**50.1**
06:00-00:00		**1102**	**1**	**972**	**1**	**122**	**4**	**1**	**1**	**0**	**0**	**0**	**0**	**0**	**0**	**0**	**0**	**0**	**2**	**28**	**100**	**252**	**313**	**243**	**118**	**30**	**14**	**2**	**0**	**0**	**0**	**0**	**0**	**0**	**42.9**	**24.4**	**66.1**	**50.0**
00:00-00:00		**1117**	**1**	**985**	**1**	**124**	**4**	**1**	**1**	**0**	**0**	**0**	**0**	**0**	**0**	**0**	**0**	**0**	**2**	**28**	**101**	**253**	**320**	**247**	**120**	**30**	**14**	**2**	**0**	**0**	**0**	**0**	**0**	**0**	**42.9**	**24.4**	**66.1**	**50.0**
Date: 29 October 2019																																						
00:00	01:00	9	0	8	0	1	0	0	0	0	0	0	0	0	0	0	0	0	0	0	0	3	1	3	2	0	0	0	0	0	0	0	0	0	45.5	37.7	53.8	-
01:00	02:00	4	0	4	0	0	0	0	0	0	0	0	0	0	0	0	0	0	0	0	1	1	1	1	0	0	0	0	0	0	0	0	0	0	41.5	33.4	48.2	-
02:00	03:00	2	0	2	0	0	0	0	0	0	0	0	0	0	0	0	0	0	0	0	0	0	1	1	0	0	0	0	0	0	0	0	0	0	44.0	42.2	45.9	-
03:00	04:00	1	0	1	0	0	0	0	0	0	0	0	0	0	0	0	0	0	0	0	0	0	1	0	0	0	0	0	0	0	0	0	0	0	45.0	45.0	45.0	-
04:00	05:00	0	0	0	0	0	0	0	0	0	0	0	0	0	0	0	0	0	0	0	0	0	0	0	0	0	0	0	0	0	0	0	0	0	-	-	-	-
05:00	06:00	3	0	2	0	1	0	0	0	0	0	0	0	0	0	0	0	0	0	0	0	0	0	3	0	0	0	0	0	0	0	0	0	0	48.0	45.3	49.8	-
06:00	07:00	4	0	3	0	1	0	0	0	0	0	0	0	0	0	0	0	0	0	0	0	1	0	1	1	1	0	0	0	0	0	0	0	0	50.1	39.9	59.6	-
07:00	08:00	19	0	12	0	7	0	0	0	0	0	0	0	0	0	0	0	0	0	2	0	7	3	5	1	0	1	0	0	0	0	0	0	0	42.2	27.2	62.1	48.8
08:00	09:00	29	0	24	0	5	0	0	0	0	0	0	0	0	0	0	0	0	0	0	2	8	10	5	3	0	1	0	0	0	0	0	0	0	43.2	33.8	63.3	49.5
09:00	10:00	60	0	49	1	10	0	0	0	0	0	0	0	0	0	0	0	0	0	3	6	22	10	9	7	3	0	0	0	0	0	0	0	0	41.7	28.6	59.1	52.1
10:00	11:00	51	0	45	0	5	0	0	1	0	0	0	0	0	0	0	0	0	0	3	3	24	13	4	3	1	0	0	0	0	0	0	0	0	39.9	25.9	56.3	48.0
11:00	12:00	38	0	31	0	7	0	0	0	0	0	0	0	0	0	0	1	0	0	2	8	5	11	10	1	0	0	0	0	0	0	0	0	0	39.8	11.3	50.3	47.7
12:00	13:00	58	0	51	0	7	0	0	0	0	0	0	0	0	0	0	0	0	0	3	9	10	21	11	3	0	1	0	0	0	0	0	0	0	41.2	26.6	60.8	46.9
13:00	14:00	54	0	46	0	7	1	0	0	0	0	0	0	0	0	0	0	0	0	2	9	14	15	8	4	2	0	0	0	0	0	0	0	0	41.3	28.1	59.0	49.4
14:00	15:00	69	1	59	1	8	0	0	0	0	0	0	0	0	0	0	0	0	0	0	8	11	19	18	10	1	1	1	0	0	0	0	0	0	44.1	32.6	65.2	51.2
15:00	16:00	88	0	79	1	6	0	1	1	0	0	0	0	0	0	0	0	0	1	0	8	16	22	26	10	4	1	0	0	0	0	0	0	0	44.0	23.7	63.1	51.3

TIME	TOTAL	ARX VEHICLE CLASSIFICATIONS: LIGHT 1	LIGHT 2	LIGHT 3	MEDIUM 4	MEDIUM 5	MEDIUM 6	HEAVY 7	HEAVY 8	HEAVY 9	HEAVY 10	HEAVY 11	HEAVY 12	SPEED BIN TOTALS: 0-5 mph	5-10mph	10-15mph	15-20mph	20-25mph	25-30mph	30-35mph	35-40mph	40-45mph	45-50mph	50-55mph	55-60mph	60-65mph	65-70mph	70-75mph	75-80mph	80-85mph	85-90mph	90-95mph	95-100mph	SPEED STATISTICS: AVERAGE	MINIMUM	MAXIMUM	85th%ile
16:00 17:00	93	0	81	0	12	0	0	0	0	0	0	0	0	0	0	0	0	1	5	9	21	27	17	10	3	0	0	0	0	0	0	0	0	41.9	24.5	57.3	49.8
17:00 18:00	118	0	104	1	13	0	0	0	0	0	0	0	0	0	0	0	0	0	0	6	24	42	36	8	2	0	0	0	0	0	0	0	0	43.4	33.1	59.3	47.9
18:00 19:00	118	0	108	0	10	0	0	0	0	0	0	0	0	0	0	0	0	0	2	7	28	42	27	10	2	0	0	0	0	0	0	0	0	42.9	27.2	59.0	48.7
19:00 20:00	117	0	113	0	4	0	0	0	0	0	0	0	0	0	0	0	0	1	5	14	29	34	20	11	2	1	0	0	0	0	0	0	0	41.4	24.0	60.5	48.6
20:00 21:00	64	0	54	0	10	0	0	0	0	0	0	0	0	0	0	0	0	0	1	12	14	15	16	5	0	1	0	0	0	0	0	0	0	41.6	29.4	62.9	48.2
21:00 22:00	61	0	56	0	5	0	0	0	0	0	0	0	0	0	0	0	0	0	1	5	12	20	13	8	2	0	0	0	0	0	0	0	0	43.5	28.3	57.9	50.3
22:00 23:00	45	0	42	0	3	0	0	0	0	0	0	0	0	0	0	0	0	0	2	3	14	12	11	3	0	0	0	0	0	0	0	0	0	41.4	28.9	51.2	46.9
23:00 00:00	24	0	21	0	3	0	0	0	0	0	0	0	0	0	0	0	0	0	1	2	6	8	2	4	0	0	1	0	0	0	0	0	0	43.0	28.1	67.2	52.5
07:00-19:00	**795**	**1**	**689**	**4**	**97**	**1**	**1**	**2**	**0**	**0**	**0**	**0**	**0**	**0**	**0**	**1**	**0**	**2**	**22**	**75**	**190**	**235**	**176**	**70**	**18**	**5**	**1**	**0**	**0**	**0**	**0**	**0**	**0**	**42.4**	**11.3**	**65.2**	**48.8**
06:00-22:00	**1041**	**1**	**915**	**4**	**117**	**1**	**1**	**2**	**0**	**0**	**0**	**0**	**0**	**0**	**0**	**1**	**0**	**3**	**29**	**106**	**246**	**304**	**226**	**95**	**23**	**7**	**1**	**0**	**0**	**0**	**0**	**0**	**0**	**42.3**	**11.3**	**65.2**	**48.8**
06:00-00:00	**1110**	**1**	**978**	**4**	**123**	**1**	**1**	**2**	**0**	**0**	**0**	**0**	**0**	**0**	**0**	**1**	**0**	**3**	**32**	**111**	**266**	**324**	**239**	**102**	**23**	**7**	**2**	**0**	**0**	**0**	**0**	**0**	**0**	**42.3**	**11.3**	**67.2**	**48.9**
00:00-00:00	**1129**	**1**	**995**	**4**	**125**	**1**	**1**	**2**	**0**	**0**	**0**	**0**	**0**	**0**	**0**	**1**	**0**	**3**	**32**	**112**	**270**	**328**	**247**	**104**	**23**	**7**	**2**	**0**	**0**	**0**	**0**	**0**	**0**	**42.3**	**11.3**	**67.2**	**49.0**
Date: 30 October 2019																																					
00:00 01:00	8	0	7	0	1	0	0	0	0	0	0	0	0	0	0	0	0	0	0	1	3	2	1	1	0	0	0	0	0	0	0	0	0	41.1	31.0	53.6	-
01:00 02:00	1	0	1	0	0	0	0	0	0	0	0	0	0	0	0	0	0	0	0	0	0	1	0	0	0	0	0	0	0	0	0	0	0	41.2	41.2	41.2	-
02:00 03:00	1	0	1	0	0	0	0	0	0	0	0	0	0	0	0	0	0	0	0	0	1	0	0	0	0	0	0	0	0	0	0	0	0	36.8	36.8	36.8	-
03:00 04:00	1	0	1	0	0	0	0	0	0	0	0	0	0	0	0	0	0	0	0	0	1	0	0	0	0	0	0	0	0	0	0	0	0	37.5	37.5	37.5	-
04:00 05:00	0	0	0	0	0	0	0	0	0	0	0	0	0	0	0	0	0	0	0	0	0	0	0	0	0	0	0	0	0	0	0	0	0	-	-	-	-
05:00 06:00	4	0	3	0	1	0	0	0	0	0	0	0	0	0	0	0	0	0	0	0	0	0	1	3	0	0	0	0	0	0	0	0	0	50.3	45.3	52.9	-
06:00 07:00	4	0	3	0	1	0	0	0	0	0	0	0	0	0	0	0	0	0	0	0	1	2	0	1	0	0	0	0	0	0	0	0	0	43.6	38.2	51.5	-
07:00 08:00	16	0	11	0	5	0	0	0	0	0	0	0	0	0	0	0	0	0	1	3	5	5	0	1	1	0	0	0	0	0	0	0	0	40.0	26.5	55.1	48.3
08:00 09:00	32	1	23	0	8	0	0	0	0	0	0	0	0	0	0	0	0	1	1	9	7	8	4	1	0	1	0	0	0	0	0	0	0	39.4	24.7	60.7	48.7
09:00 10:00	53	0	43	0	9	0	0	0	1	0	0	0	0	0	0	0	0	0	2	3	12	20	12	3	1	0	0	0	0	0	0	0	0	42.1	25.0	56.3	48.5
10:00 11:00	45	0	35	0	10	0	0	0	0	0	0	0	0	0	0	0	0	0	2	6	10	14	6	5	1	0	0	1	0	0	0	0	0	42.3	28.3	70.9	50.2
11:00 12:00	46	0	38	1	7	0	0	0	0	0	0	0	0	0	0	0	0	0	0	3	8	12	17	5	1	0	0	0	0	0	0	0	0	44.4	33.3	56.9	49.9
12:00 13:00	56	1	45	0	10	0	0	0	0	0	0	0	0	0	0	1	0	1	1	9	12	10	12	7	3	0	0	0	0	0	0	0	0	41.9	14.1	59.6	51.3
13:00 14:00	70	0	61	0	8	1	0	0	0	0	0	0	0	0	0	0	0	0	2	12	19	11	15	7	2	2	0	0	0	0	0	0	0	41.9	29.6	61.9	50.5
14:00 15:00	64	0	57	0	7	0	0	0	0	0	0	0	0	0	0	0	0	1	3	11	12	14	17	6	0	0	0	0	0	0	0	0	0	41.1	24.5	53.8	48.5
15:00 16:00	89	0	80	0	9	0	0	0	0	0	0	0	0	0	0	0	0	1	0	4	19	33	20	10	2	0	0	0	0	0	0	0	0	43.6	24.9	58.5	49.3
16:00 17:00	96	1	79	1	15	0	0	0	0	0	0	0	0	0	0	0	0	0	0	5	28	32	21	6	3	0	0	1	0	0	0	0	0	43.0	32.8	74.8	49.0
17:00 18:00	114	0	101	0	13	0	0	0	0	0	0	0	0	0	0	0	0	0	1	6	31	32	31	8	4	0	1	0	0	0	0	0	0	43.4	27.2	67.3	49.1
18:00 19:00	121	0	114	0	6	0	0	0	0	0	1	0	0	0	0	0	0	0	3	7	30	42	24	12	3	0	0	0	0	0	0	0	0	42.6	27.8	58.7	49.3
19:00 20:00	111	0	101	0	10	0	0	0	0	0	0	0	0	0	0	0	0	0	2	16	31	32	19	10	1	0	0	0	0	0	0	0	0	41.5	26.8	57.4	48.3
20:00 21:00	70	0	65	0	5	0	0	0	0	0	0	0	0	0	0	0	0	0	6	6	23	13	16	3	3	0	0	0	0	0	0	0	0	40.9	27.3	59.8	48.8
21:00 22:00	51	0	47	0	4	0	0	0	0	0	0	0	0	0	0	0	0	0	2	7	12	17	7	3	2	1	0	0	0	0	0	0	0	41.5	27.4	61.3	48.1
22:00 23:00	35	0	31	0	4	0	0	0	0	0	0	0	0	0	0	0	0	0	0	1	7	7	10	6	3	1	0	0	0	0	0	0	0	45.9	33.4	62.8	51.0
23:00 00:00	32	0	31	0	1	0	0	0	0	0	0	0	0	0	0	0	0	0	2	2	7	10	6	4	1	0	0	0	0	0	0	0	0	42.2	25.1	58.6	50.5
07:00-19:00	**802**	**3**	**687**	**2**	**107**	**1**	**0**	**0**	**1**	**0**	**1**	**0**	**0**	**0**	**0**	**1**	**0**	**4**	**16**	**78**	**193**	**233**	**179**	**71**	**21**	**3**	**1**	**2**	**0**	**0**	**0**	**0**	**0**	**42.5**	**14.1**	**74.8**	**49.3**
06:00-22:00	**1038**	**3**	**903**	**2**	**127**	**1**	**0**	**0**	**1**	**0**	**1**	**0**	**0**	**0**	**0**	**1**	**0**	**4**	**26**	**107**	**260**	**297**	**221**	**88**	**27**	**4**	**1**	**2**	**0**	**0**	**0**	**0**	**0**	**42.3**	**14.1**	**74.8**	**49.1**
06:00-00:00	**1105**	**3**	**965**	**2**	**132**	**1**	**0**	**0**	**1**	**0**	**1**	**0**	**0**	**0**	**0**	**1**	**0**	**4**	**28**	**110**	**274**	**314**	**237**	**98**	**31**	**5**	**1**	**2**	**0**	**0**	**0**	**0**	**0**	**42.4**	**14.1**	**74.8**	**49.3**
00:00-00:00	**1120**	**3**	**978**	**2**	**134**	**1**	**0**	**0**	**1**	**0**	**1**	**0**	**0**	**0**	**0**	**1**	**0**	**4**	**28**	**111**	**279**	**317**	**239**	**102**	**31**	**5**	**1**	**2**	**0**	**0**	**0**	**0**	**0**	**42.4**	**14.1**	**74.8**	**49.3**
Date: 31 October 2019																																					
00:00 01:00	8	0	7	0	1	0	0	0	0	0	0	0	0	0	0	0	0	0	0	1	3	3	0	1	0	0	0	0	0	0	0	0	0	41.4	32.9	54.3	-
01:00 02:00	5	0	5	0	0	0	0	0	0	0	0	0	0	0	0	0	0	0	0	0	2	1	1	1	0	0	0	0	0	0	0	0	0	43.3	37.5	51.1	-
02:00 03:00	2	0	2	0	0	0	0	0	0	0	0	0	0	0	0	0	0	0	0	0	2	0	0	0	0	0	0	0	0	0	0	0	0	38.4	38.0	38.7	-
03:00 04:00	3	0	3	0	0	0	0	0	0	0	0	0	0	0	0	0	0	0	0	0	0	3	0	0	0	0	0	0	0	0	0	0	0	41.9	41.0	42.7	-
04:00 05:00	1	0	1	0	0	0	0	0	0	0	0	0	0	0	0	0	0	0	0	0	1	0	0	0	0	0	0	0	0	0	0	0	0	40.0	40.0	40.0	-
05:00 06:00	3	0	2	0	1	0	0	0	0	0	0	0	0	0	0	0	0	0	0	0	0	1	1	0	1	0	0	0	0	0	0	0	0	49.8	44.0	58.1	-
06:00 07:00	7	0	6	0	1	0	0	0	0	0	0	0	0	0	0	0	0	0	0	2	0	1	2	1	0	1	0	0	0	0	0	0	0	45.2	31.2	61.3	-
07:00 08:00	19	0	12	0	7	0	0	0	0	0	0	0	0	0	0	0	0	0	0	2	4	6	4	3	0	0	0	0	0	0	0	0	0	43.3	32.9	52.3	51.1
08:00 09:00	21	0	14	0	7	0	0	0	0	0	0	0	0	0	0	0	0	0	0	1	3	7	6	2	1	1	0	0	0	0	0	0	0	45.8	33.3	60.6	52.6
09:00 10:00	51	0	43	0	8	0	0	0	0	0	0	0	0	0	0	0	0	0	2	5	11	19	10	4	0	0	0	0	0	0	0	0	0	41.9	28.0	51.2	48.4
10:00 11:00	55	0	51	0	4	0	0	0	0	0	0	0	0	0	0	0	0	0	0	7	10	18	11	7	1	0	1	0	0	0	0	0	0	43.3	31.2	68.9	50.4
11:00 12:00	54	1	45	1	7	0	0	0	0	0	0	0	0	0	0	0	1	0	0	2	20	11	15	3	1	0	1	0	0	0	0	0	0	42.7	18.0	68.6	47.9
12:00 13:00	49	0	38	0	10	0	1	0	0	0	0	0	0	0	0	0	0	0	0	5	11	12	13	4	4	0	0	0	0	0	0	0	0	44.0	31.1	58.1	51.2
13:00 14:00	59	0	51	0	8	0	0	0	0	0	0	0	0	0	0	0	0	0	0	10	12	11	16	7	1	1	1	0	0	0	0	0	0	43.0	30.4	66.0	50.8
14:00 15:00	84	0	79	0	5	0	0	0	0	0	0	0	0	0	0	0	0	0	0	8	17	22	20	14	3	0	0	0	0	0	0	0	0	43.8	30.8	59.5	51.8
15:00 16:00	90	0	78	0	12	0	0	0	0	0	0	0	0	0	0	0	0	0	0	8	10	28	35	8	1	0	0	0	0	0	0	0	0	44.2	31.0	56.7	49.2
16:00 17:00	97	0	84	0	12	1	0	0	0	0	0	0	0	0	0	0	0	0	2	11	26	28	15	11	4	0	0	0	0	0	0	0	0	42.2	28.3	58.1	50.1
17:00 18:00	107	0	91	0	16	0	0	0	0	0	0	0	0	0	0	0	0	0	1	3	21	35	33	10	4	0	0	0	0	0	0	0	0	44.2	29.8	57.4	49.8
18:00 19:00	116	0	106	0	10	0	0	0	0	0	0	0	0	0	0	0	0	0	2	9	18	34	36	11	4	1	1	0	0	0	0	0	0	44.1	27.8	69.6	50.0
19:00 20:00	98	0	90	0	8	0	0	0	0	0	0	0	0	0	0	0	0	0	5	13	28	31	11	8	1	1	0	0	0	0	0	0	0	40.6	26.4	60.4	47.0
20:00 21:00	91	0	81	0	10	0	0	0	0	0	0	0	0	0	0	0	0	0	3	17	20	20	17	11	2	0	0	1	0	0	0	0	0	42.0	27.1	72.4	50.3
21:00 22:00	70	0	66	0	4	0	0	0	0	0	0	0	0	0	0	0	0	0	1	10	13	22	15	7	1	0	1	0	0	0	0	0	0	42.5	28.9	68.7	49.8
22:00 23:00	44	0	41	0	3	0	0	0	0	0	0	0	0	0	0	0	0	0	0	0	7	15	16	5	1	0	0	0	0	0	0	0	0	45.2	35.2	59.2	49.7
23:00 00:00	28	0	25	0	3	0	0	0	0	0	0	0	0	0	0	0	0	0	4	2	4	12	3	3	0	0	0	0	0	0	0	0	0	40.8	27.0	53.8	48.9
07:00-19:00	**802**	**1**	**692**	**1**	**106**	**1**	**1**	**0**	**0**	**0**	**0**	**0**	**0**	**0**	**0**	**0**	**1**	**0**	**7**	**71**	**163**	**231**	**214**	**84**	**24**	**3**	**4**	**0**	**0**	**0**	**0**	**0**	**0**	**43.5**	**18.0**	**69.6**	**49.8**
06:00-22:00	**1068**	**1**	**935**	**1**	**129**	**1**	**1**	**0**	**0**	**0**	**0**	**0**	**0**	**0**	**0**	**0**	**1**	**0**	**16**	**113**	**224**	**305**	**259**	**111**	**28**	**5**	**5**	**1**	**0**	**0**	**0**	**0**	**0**	**43.1**	**18.0**	**72.4**	**49.7**
06:00-00:00	**1140**	**1**	**1001**	**1**	**135**	**1**	**1**	**0**	**0**	**0**	**0**	**0**	**0**	**0**	**0**	**0**	**1**	**0**	**20**	**115**	**235**	**332**	**278**	**119**	**29**	**5**	**5**	**1**	**0**	**0**	**0**	**0**	**0**	**43.1**	**18.0**	**72.4**	**49.7**
00:00-00:00	**1162**	**1**	**1021**	**1**	**137**	**1**	**1**	**0**	**0**	**0**	**0**	**0**	**0**	**0**	**0**	**0**	**1**	**0**	**20**	**116**	**243**	**340**	**280**	**121**	**30**	**5**	**5**	**1**	**0**	**0**	**0**	**0**	**0**	**43.1**	**18.0**	**72.4**	**49.7**
Date: 01 November 2019																																					
00:00 01:00	9	0	8	0	1	0	0	0	0	0	0	0	0	0	0	0	0	0	1	1	2	4	1	0	0	0	0	0	0	0	0	0	0	39.7	28.6	46.4	-
01:00 02:00	7	0	7	0	0	0	0	0	0	0	0	0	0	0	0	0	0	0	0	1	2	0	4	0	0	0	0	0	0	0	0	0	0	42.5	32.9	49.3	-
02:00 03:00	4	0	4	0	0	0	0	0	0	0	0	0	0	0	0	0	0	0	0	1	1	1	0	1	0	0	0	0	0	0	0	0	0	41.6	33.8	50.3	-
03:00 04:00	2	0	2	0	0	0	0	0	0	0	0	0	0	0	0	0	0	0	0	0	0	2	0	0	0	0	0	0	0	0	0	0	0	41.0	40.5	41.4	-
04:00 05:00	1	0	1	0	0	0	0	0	0	0	0	0	0	0	0	0	0	0	0	0	0	1	0	0	0	0	0	0	0	0	0	0	0	40.0	40.0	40.0	-
05:00 06:00	5	0	4	0	1	0	0	0	0	0	0	0	0	0	0	0	0	0	0	0	0	3	2	0	0	0	0	0	0	0	0	0	0	44.5	40.6	49.5	-
06:00 07:00	6	0	5	0	1	0	0	0	0	0	0	0	0	0	0	0	0	0	0	1	2	2	0	0	1	0	0	0	0	0	0	0	0	41.6	33.4	56.0	-
07:00 08:00	17	0	11	0	6	0	0	0	0	0	0	0	0	0	0	0	0	0	0	5	5	3	1	3	0	0	0	0	0	0	0	0	0	40.4	30.4	54.2	53.1
08:00 09:00	21	0	13	0	8	0	0	0	0	0	0	0	0	0	0	0	0	0	0	4	5	1	6	4	1	0	0	0	0	0	0	0	0	43.6	32.4	55.3	53.6
09:00 10:00	59	0	46	0	13	0	0	0	0	0	0	0	0	0	0	0	0	0	0	8	12	18	10	7	4	0	0	0	0	0	0	0	0	43.2	32.1	58.0	50.7
10:00 11:00	45	0	35	0	10	0	0	0	0	0	0	0	0	0	0	0	0	0	1	5	8	15	12	3	1	0	0	0	0	0	0	0	0	42.5	28.1	59.4	49.2
11:00 12:00	46	0	35	0	10	1	0	0	0	0	0	0	0	0	0	0	0	0	4	8	13	6	8	5	2	0	0	0	0	0	0	0	0	40.7	27.7	58.3	50.0
12:00 13:00	55	0	44	0	10	0	0	0	1	0	0	0	0	0	0	0	0	0	1	6	15	14	12	6	1	0	0	0	0	0	0	0	0	42.4	28.4	56.0	49.8
13:00 14:00	67	0	55	1	11	0	0	0	0	0	0	0	0	0	0	0	0	3	2	5	15	17	15	8	1	0	0	1	0	0	0	0	0	42.6	22.8	70.8	50.6
14:00 15:00	98	0	84	0	14	0	0	0	0	0	0	0	0	0	0	0	0	0	4	14	27	26	12	13	0	0	2	0	0	0	0	0	0	41.9	27.4	69.0	50.8
15:00 16:00	97	0	86	0	11	0	0	0	0	0	0	0	0	0	0	0	0	0	1	4	15	30	29	12	4	2	0	0	0	0	0	0	0	44.6	26.2	60.6	50.6
16:00 17:00	110	0	92	1	17	0	0	0	0	0	0	0	0	0	0	0	0	0	4	13	25	36	19	7	3	2	0	1	0	0	0	0	0	42.3	26.5	71.8	49.0
17:00 18:00	128	0	113	0	15	0	0	0	0	0	0	0	0	0	0	0	0	0	2	10	31	28	39	16	1	1	0	0	0	0	0	0	0	43.2	26.7	60.1	49.8
18:00 19:00	120	0	115	0	5	0	0	0	0	0	0	0	0	0	0	0	0	0	7	13	33	35	24	8	0	0	0	0	0	0	0	0	0	41.0	26.6	53.2	48.0
19:00 20:00	84	0	75	0	9	0	0	0	0	0	0	0	0	0	0	0	0	1	2	14	14	27	14	9	3	0	0	0	0	0	0	0	0	41.9	20.5	59.0	49.9
20:00 21:00	76	0	73	0	3	0	0	0	0	0	0	0	0	0	0	0	0	0	8	10	16	18	17	7	0	0	0	0	0	0	0	0	0	40.4	27.4	52.9	48.7
21:00 22:00	48	0	47	0	1	0	0	0	0	0	0	0	0	0	0	0	0	0	0	3	14	12	12	5	1	1	0	0	0	0	0	0	0	43.3	30.1	61.0	49.9
22:00 23:00	42	0	39	0	3	0	0	0	0	0	0	0	0	0	0	0	0	0	1	2	7	21	3	4	3	0	1	0	0	0	0	0	0	44.1	29.3	68.0	52.3
23:00 00:00	30	0	27	0	3	0	0	0	0	0	0	0	0	0	0	0	0	0	3	6	4	11	5	0	0	1	0	0	0	0	0	0	0	39.6	25.9	63.0	45.8
07:00-19:00	**863**	**0**	**729**	**2**	**130**	**1**	**0**	**0**	**1**	**0**	**0**	**0**	**0**	**0**	**0**	**0**	**0**	**3**	**26**	**95**	**204**	**229**	**187**	**92**	**18**	**5**	**2**	**2**	**0**	**0**	**0**	**0**	**0**	**42.5**	**22.8**	**71.8**	**49.7**
06:00-22:00	**1077**	**0**	**929**	**2**	**144**	**1**	**0**	**0**	**1**	**0**	**0**	**0**	**0**	**0**	**0**	**0**	**0**	**4**	**36**	**123**	**250**	**288**	**230**	**113**	**23**	**6**	**2**	**2**	**0**	**0**	**0**	**0**	**0**	**42.3**	**20.5**	**71.8**	**49.5**
06:00-00:00	**1149**	**0**	**995**	**2**	**150**	**1**	**0**	**0**	**1**	**0**	**0**	**0**	**0**	**0**	**0**	**0**	**0**	**4**	**40**	**131**	**261**	**320**	**238**	**117**	**26**	**7**	**3**	**2**	**0**	**0**	**0**	**0**	**0**	**42.3**	**20.5**	**71.8**	**49.5**
00:00-00:00	**1177**	**0**	**1021**	**2**	**152**	**1**	**0**	**0**	**1**	**0**	**0**	**0**	**0**	**0**	**0**	**0**	**0**	**4**	**41**	**134**	**266**	**331**	**245**	**118**	**26**	**7**	**3**	**2**	**0**	**0**	**0**	**0**	**0**	**42.3**	**20.5**	**71.8**	**49.5**
5 day (Weekday) Average																																					
07:00-19:00	**813**	**1**	**699**	**2**	**108**	**2**	**1**	**1**	**0**	**0**	**0**	**0**	**0**	**0**	**0**	**0**	**0**	**2**	**19**	**79**	**184**	**230**	**189**	**82**	**20**	**5**	**2**	**1**	**0**	**0**	**0**	**0**	**0**	**42.8**	**18.1**	**69.5**	**49.5**
06:00-22:00	**1052**	**1**	**918**	**2**	**127**	**2**	**1**	**1**	**0**	**0**	**0**	**0**	**0**	**0**	**0**	**0**	**0**	**3**	**27**	**109**	**243**	**297**	**233**	**104**	**26**	**7**	**2**	**1**	**0**	**0**	**0**	**0**	**0**	**42.6**	**17.7**	**70.1**	**49.4**
06:00-00:00	**1121**	**1**	**982**	**2**	**132**	**2**	**1**	**1**	**0**	**0**	**0**	**0**	**0**	**0**	**0**	**0**	**0**	**3**	**30**	**113**	**258**	**321**	**247**	**111**	**28**	**8**	**3**	**1**	**0**	**0**	**0**	**0**	**0**	**42.6**	**17.7**	**70.5**	**49.5**
00:00-00:00	**1141**	**1**	**1000**	**2**	**134**	**2**	**1**	**1**	**0**	**0**	**0**	**0**	**0**	**0**	**0**	**0**	**0**	**3**	**30**	**115**	**262**	**327**	**252**	**113**	**28**	**8**	**3**	**1**	**0**	**0**	**0**	**0**	**0**	**42.6**	**17.7**	**70.5**	**49.5**
7 day (Weekly) Average																																					
07:00-19:00	**771**	**1**	**677**	**2**	**88**	**1**	**0**	**0**	**0**	**0**	**0**	**0**	**0**	**0**	**0**	**0**	**1**	**2**	**17**	**68**	**167**	**223**	**182**	**83**	**21**	**5**	**2**	**1**	**0**	**0**	**0**	**0**	**0**	**43.1**	**17.7**	**71.0**	**49.8**
06:00-22:00	**984**	**1**	**874**	**2**	**104**	**2**	**0**	**0**	**0**	**0**	**0**	**0**	**0**	**0**	**0**	**0**	**1**	**2**	**24**	**94**	**220**	**283**	**222**	**101**	**26**	**7**	**2**	**1**	**0**	**0**	**0**	**0**	**0**	**42.9**	**17.4**	**71.4**	**49.7**
06:00-00:00	**1047**	**1**	**932**	**2**	**109**	**2**	**0**	**0**	**0**	**0**	**0**	**0**	**0**	**0**	**0**	**0**	**1**	**2**	**26**	**98**	**235**	**305**	**235**	**107**	**28**	**7**	**2**	**1**	**0**	**0**	**0**	**0**	**0**	**42.8**	**17.4**	**71.7**	**49.7**
00:00-00:00	**1070**	**1**	**953**	**2**	**111**	**2**	**0**	**0**	**0**	**0**	**0**	**0**	**0**	**0**	**0**	**0**	**1**	**2**	**27**	**100**	**240**	**312**	**240**	**109**	**28**	**7**	**3**	**1**	**0**	**0**	**0**	**0**	**0**	**42.8**	**17.4**	**71.7**	**49.7**

ATC CLASSIFIED LINK & SPEED SURVEY

Project: Coalburn Road, Glaikhead
Client: ECS Transport Planning Limited
Project.Ref. TS-19-060

Location 2: Coalburn Road, south of Glaikhead
Movement: Northbound

TIME		TOTAL	ARX VEHICLE CLASSIFICATIONS												SPEED BIN TOTALS																				SPEED STATISTICS			
			LIGHT			MEDIUM			HEAVY																													
			1	2	3	4	5	6	7	8	9	10	11	12	0-5 mph	5-10mph	10-15mph	15-20mph	20-25mph	25-30mph	30-35mph	35-40mph	40-45mph	45-50mph	50-55mph	55-60mph	60-65mph	65-70mph	70-75mph	75-80mph	80-85mph	85-90mph	90-95mph	95-100mph	AVERAGE	MINIMUM	MAXIMUM	85th%ile
Date: 26 October 2019																																						
00:00	01:00	10	0	10	0	0	0	0	0	0	0	0	0	0	0	0	0	0	0	0	2	2	0	2	2	2	0	0	0	0	0	0	0	0	46.1	34.0	58.4	-
01:00	02:00	5	0	5	0	0	0	0	0	0	0	0	0	0	0	0	0	0	0	0	0	1	1	1	0	1	0	1	0	0	0	0	0	0	50.4	38.4	67.1	-
02:00	03:00	2	0	2	0	0	0	0	0	0	0	0	0	0	0	0	0	0	0	0	0	1	0	1	0	0	0	0	0	0	0	0	0	0	42.8	37.9	47.7	-
03:00	04:00	3	0	3	0	0	0	0	0	0	0	0	0	0	0	0	0	0	0	0	0	0	0	2	1	0	0	0	0	0	0	0	0	0	49.2	46.1	51.9	-
04:00	05:00	3	0	3	0	0	0	0	0	0	0	0	0	0	0	0	0	0	0	0	0	0	1	1	0	1	0	0	0	0	0	0	0	0	48.9	42.1	57.1	-
05:00	06:00	3	0	2	0	1	0	0	0	0	0	0	0	0	0	0	0	0	0	0	0	0	0	2	1	0	0	0	0	0	0	0	0	0	48.9	46.5	51.7	-
06:00	07:00	19	0	16	1	2	0	0	0	0	0	0	0	0	0	0	0	0	0	0	1	2	3	5	2	4	2	0	0	0	0	0	0	0	48.5	30.2	61.5	57.6
07:00	08:00	34	0	28	0	6	0	0	0	0	0	0	0	0	0	0	0	0	0	1	2	1	6	8	5	7	3	1	0	0	0	0	0	0	49.2	27.0	66.5	57.7
08:00	09:00	51	0	44	0	7	0	0	0	0	0	0	0	0	0	0	0	0	0	0	1	2	8	12	12	10	4	1	0	1	0	0	0	0	51.5	33.3	77.6	59.4
09:00	10:00	60	0	51	2	7	0	0	0	0	0	0	0	0	0	0	0	0	0	0	1	3	8	15	19	7	6	1	0	0	0	0	0	0	50.6	33.7	66.8	56.5
10:00	11:00	67	0	59	0	8	0	0	0	0	0	0	0	0	0	0	0	0	0	0	2	6	14	13	21	7	1	1	2	0	0	0	0	0	48.9	34.4	71.9	55.5
11:00	12:00	97	0	92	1	4	0	0	0	0	0	0	0	0	0	0	0	0	0	0	1	8	23	28	16	15	5	1	0	0	0	0	0	0	48.8	34.9	67.2	56.5
12:00	13:00	83	1	76	0	6	0	0	0	0	0	0	0	0	0	0	0	0	0	0	0	3	13	22	28	13	2	2	0	0	0	0	0	0	50.1	35.9	68.6	56.6
13:00	14:00	74	0	67	0	7	0	0	0	0	0	0	0	0	0	0	0	0	0	1	2	7	21	20	17	3	3	0	0	0	0	0	0	0	46.6	25.4	63.8	54.2
14:00	15:00	63	1	56	1	5	0	0	0	0	0	0	0	0	0	0	1	0	1	0	4	10	13	7	12	8	6	1	0	0	0	0	0	0	47.0	11.3	68.2	58.5
15:00	16:00	57	0	53	0	4	0	0	0	0	0	0	0	0	0	0	0	0	0	0	3	8	8	15	15	6	1	1	0	0	0	0	0	0	47.6	33.6	66.6	55.0
16:00	17:00	54	0	52	0	2	0	0	0	0	0	0	0	0	0	0	0	0	0	0	1	4	10	12	15	8	4	0	0	0	0	0	0	0	49.5	34.4	63.8	57.2
17:00	18:00	77	0	74	0	3	0	0	0	0	0	0	0	0	0	0	0	0	0	0	2	6	9	26	18	12	3	0	1	0	0	0	0	0	49.3	30.4	72.5	56.0
18:00	19:00	49	0	44	0	5	0	0	0	0	0	0	0	0	0	0	0	0	0	1	3	2	11	18	7	6	0	1	0	0	0	0	0	0	47.1	28.7	68.7	55.0
19:00	20:00	52	0	51	0	1	0	0	0	0	0	0	0	0	0	0	0	0	2	0	0	7	14	12	12	4	1	0	0	0	0	0	0	0	46.2	24.5	62.6	53.9
20:00	21:00	35	0	32	0	3	0	0	0	0	0	0	0	0	0	0	0	0	0	0	2	8	5	11	7	2	0	0	0	0	0	0	0	0	45.4	33.4	59.9	53.0
21:00	22:00	26	0	25	0	1	0	0	0	0	0	0	0	0	0	0	0	0	0	0	0	2	7	3	7	5	1	0	1	0	0	0	0	0	49.9	38.7	73.8	56.9
22:00	23:00	18	0	17	0	1	0	0	0	0	0	0	0	0	0	0	0	0	0	0	0	2	4	7	2	1	0	2	0	0	0	0	0	0	47.8	36.6	66.8	58.7
23:00	00:00	14	0	13	0	1	0	0	0	0	0	0	0	0	0	0	0	0	0	0	0	2	2	3	3	3	0	0	1	0	0	0	0	0	51.0	38.6	70.8	58.2
07:00-19:00		**766**	**2**	**696**	**4**	**64**	**0**	**0**	**0**	**0**	**0**	**0**	**0**	**0**	**0**	**0**	**1**	**0**	**1**	**3**	**22**	**60**	**144**	**196**	**185**	**102**	**38**	**10**	**3**	**1**	**0**	**0**	**0**	**0**	**48.8**	**11.3**	**77.6**	**56.4**
06:00-22:00		**898**	**2**	**820**	**5**	**71**	**0**	**0**	**0**	**0**	**0**	**0**	**0**	**0**	**0**	**0**	**1**	**0**	**3**	**3**	**25**	**79**	**173**	**227**	**213**	**117**	**42**	**10**	**4**	**1**	**0**	**0**	**0**	**0**	**48.6**	**11.3**	**77.6**	**56.1**
06:00-00:00		**930**	**2**	**850**	**5**	**73**	**0**	**0**	**0**	**0**	**0**	**0**	**0**	**0**	**0**	**0**	**1**	**0**	**3**	**3**	**25**	**83**	**179**	**237**	**218**	**121**	**42**	**12**	**5**	**1**	**0**	**0**	**0**	**0**	**48.6**	**11.3**	**77.6**	**56.2**
00:00-00:00		**956**	**2**	**875**	**5**	**74**	**0**	**0**	**0**	**0**	**0**	**0**	**0**	**0**	**0**	**0**	**1**	**0**	**3**	**3**	**27**	**87**	**181**	**246**	**222**	**125**	**42**	**13**	**5**	**1**	**0**	**0**	**0**	**0**	**48.6**	**11.3**	**77.6**	**56.2**
Date: 27 October 2019																																						
00:00	01:00	10	0	10	0	0	0	0	0	0	0	0	0	0	0	0	0	0	0	0	0	2	2	3	2	1	0	0	0	0	0	0	0	0	46.3	38.0	57.0	-
01:00	02:00	2	0	2	0	0	0	0	0	0	0	0	0	0	0	0	0	0	0	0	0	0	0	1	1	0	0	0	0	0	0	0	0	0	50.9	48.1	53.6	-
02:00	03:00	5	0	4	0	1	0	0	0	0	0	0	0	0	0	0	0	1	0	0	0	0	3	0	1	0	0	0	0	0	0	0	0	0	39.2	16.0	53.3	-
03:00	04:00	1	0	1	0	0	0	0	0	0	0	0	0	0	0	0	0	0	1	0	0	0	0	0	0	0	0	0	0	0	0	0	0	0	20.7	20.7	20.7	-
04:00	05:00	3	0	3	0	0	0	0	0	0	0	0	0	0	0	0	0	0	0	0	0	1	0	0	0	2	0	0	0	0	0	0	0	0	49.7	38.5	55.4	-
05:00	06:00	1	0	1	0	0	0	0	0	0	0	0	0	0	0	0	0	0	0	0	0	0	1	0	0	0	0	0	0	0	0	0	0	0	44.7	44.7	44.7	-
06:00	07:00	3	0	2	0	1	0	0	0	0	0	0	0	0	0	0	0	0	0	0	0	0	1	1	0	1	0	0	0	0	0	0	0	0	50.5	44.7	58.8	-
07:00	08:00	14	0	12	0	2	0	0	0	0	0	0	0	0	0	0	0	0	0	0	0	2	6	2	3	1	0	0	0	0	0	0	0	0	45.5	36.4	55.2	53.8
08:00	09:00	25	0	22	0	3	0	0	0	0	0	0	0	0	0	0	0	0	0	0	2	2	4	5	6	5	1	0	0	0	0	0	0	0	48.8	31.7	61.0	58.0
09:00	10:00	35	0	32	0	3	0	0	0	0	0	0	0	0	0	0	0	0	0	0	1	0	4	11	11	6	0	2	0	0	0	0	0	0	50.8	32.7	68.4	57.4
10:00	11:00	49	0	47	1	1	0	0	0	0	0	0	0	0	0	0	0	0	0	0	1	6	13	10	11	2	5	1	0	0	0	0	0	0	48.2	33.9	69.2	56.1
11:00	12:00	64	3	58	0	3	0	0	0	0	0	0	0	0	0	0	3	0	0	0	3	6	9	15	14	9	2	3	0	0	0	0	0	0	47.7	11.0	66.3	57.6
12:00	13:00	84	0	80	0	3	1	0	0	0	0	0	0	0	0	0	0	0	0	0	3	9	17	15	23	8	8	1	0	0	0	0	0	0	48.8	32.2	65.4	58.3
13:00	14:00	78	0	72	0	6	0	0	0	0	0	0	0	0	0	0	0	0	0	0	4	5	21	19	15	9	2	2	0	0	0	1	0	0	48.3	31.7	89.0	56.7
14:00	15:00	69	0	65	0	3	0	0	0	1	0	0	0	0	0	0	0	0	0	0	2	8	10	17	15	14	2	1	0	0	0	0	0	0	49.2	32.2	68.4	57.7
15:00	16:00	64	1	58	0	5	0	0	0	0	0	0	0	0	0	0	0	0	0	0	2	3	16	14	12	12	3	2	0	0	0	0	0	0	49.4	33.4	69.6	58.0
16:00	17:00	46	1	43	0	2	0	0	0	0	0	0	0	0	0	0	0	0	0	0	1	2	9	14	6	10	3	1	0	0	0	0	0	0	50.0	34.4	65.2	58.8
17:00	18:00	46	0	44	0	2	0	0	0	0	0	0	0	0	0	0	0	0	0	0	1	2	6	17	11	5	3	1	0	0	0	0	0	0	49.7	33.1	66.7	57.2
18:00	19:00	66	0	64	0	2	0	0	0	0	0	0	0	0	0	0	0	0	0	0	3	3	13	12	20	8	4	2	1	0	0	0	0	0	49.8	32.9	71.5	57.7
19:00	20:00	53	0	50	0	3	0	0	0	0	0	0	0	0	0	0	0	0	0	0	3	9	4	16	9	9	3	0	0	0	0	0	0	0	47.9	30.1	64.8	56.3
20:00	21:00	50	0	47	0	3	0	0	0	0	0	0	0	0	0	0	0	0	0	0	0	6	7	13	10	8	4	1	1	0	0	0	0	0	50.5	35.9	70.8	59.3
21:00	22:00	27	0	24	0	3	0	0	0	0	0	0	0	0	0	0	0	0	0	0	3	2	6	8	5	2	1	0	0	0	0	0	0	0	46.4	33.1	62.2	53.5
22:00	23:00	33	0	31	0	2	0	0	0	0	0	0	0	0	0	0	0	0	3	0	0	3	5	8	5	7	2	0	0	0	0	0	0	0	47.0	20.9	63.0	56.2
23:00	00:00	9	0	8	0	1	0	0	0	0	0	0	0	0	0	0	0	0	0	0	0	0	2	3	4	0	0	0	0	0	0	0	0	0	48.4	42.7	55.0	-
07:00-19:00		**640**	**5**	**597**	**1**	**35**	**1**	**0**	**0**	**1**	**0**	**0**	**0**	**0**	**0**	**0**	**3**	**0**	**0**	**0**	**23**	**48**	**128**	**151**	**147**	**89**	**33**	**16**	**1**	**0**	**0**	**1**	**0**	**0**	**49.0**	**11.0**	**89.0**	**57.5**
06:00-22:00		**773**	**5**	**720**	**1**	**45**	**1**	**0**	**0**	**1**	**0**	**0**	**0**	**0**	**0**	**0**	**3**	**0**	**0**	**0**	**29**	**65**	**146**	**189**	**171**	**109**	**41**	**17**	**2**	**0**	**0**	**1**	**0**	**0**	**48.9**	**11.0**	**89.0**	**57.4**
06:00-00:00		**815**	**5**	**759**	**1**	**48**	**1**	**0**	**0**	**1**	**0**	**0**	**0**	**0**	**0**	**0**	**3**	**0**	**3**	**0**	**29**	**68**	**153**	**200**	**180**	**116**	**43**	**17**	**2**	**0**	**0**	**1**	**0**	**0**	**48.8**	**11.0**	**89.0**	**57.3**
00:00-00:00		**837**	**5**	**780**	**1**	**49**	**1**	**0**	**0**	**1**	**0**	**0**	**0**	**0**	**0**	**0**	**3**	**1**	**4**	**0**	**29**	**71**	**159**	**204**	**184**	**119**	**43**	**17**	**2**	**0**	**0**	**1**	**0**	**0**	**48.7**	**11.0**	**89.0**	**57.1**
Date: 28 October 2019																																						
00:00	01:00	5	0	5	0	0	0	0	0	0	0	0	0	0	0	0	0	0	0	0	0	0	1	3	0	1	0	0	0	0	0	0	0	0	47.5	43.5	56.0	-
01:00	02:00	0	0	0	0	0	0	0	0	0	0	0	0	0	0	0	0	0	0	0	0	0	0	0	0	0	0	0	0	0	0	0	0	0	-	-	-	-
02:00	03:00	0	0	0	0	0	0	0	0	0	0	0	0	0	0	0	0	0	0	0	0	0	0	0	0	0	0	0	0	0	0	0	0	0	-	-	-	-
03:00	04:00	1	0	1	0	0	0	0	0	0	0	0	0	0	0	0	0	0	0	0	0	0	0	0	1	0	0	0	0	0	0	0	0	0	53.1	53.1	53.1	-
04:00	05:00	1	0	1	0	0	0	0	0	0	0	0	0	0	0	0	0	0	0	0	0	0	0	0	1	0	0	0	0	0	0	0	0	0	54.9	54.9	54.9	-
05:00	06:00	2	0	2	0	0	0	0	0	0	0	0	0	0	0	0	0	0	0	0	0	1	0	1	0	0	0	0	0	0	0	0	0	0	42.3	37.7	46.8	-
06:00	07:00	21	0	16	0	5	0	0	0	0	0	0	0	0	0	0	0	0	0	0	1	1	2	7	2	7	1	0	0	0	0	0	0	0	50.2	34.7	61.0	56.0
07:00	08:00	79	0	71	0	8	0	0	0	0	0	0	0	0	0	0	0	0	0	0	1	6	25	15	19	11	2	0	0	0	0	0	0	0	48.2	32.4	64.1	55.3
08:00	09:00	111	0	94	0	16	1	0	0	0	0	0	0	0	0	0	0	0	0	0	1	4	23	39	25	10	5	3	0	1	0	0	0	0	49.3	33.8	75.1	55.8
09:00	10:00	89	0	81	0	7	0	0	0	0	0	1	0	0	0	0	0	0	0	1	2	3	20	14	24	14	9	1	1	0	0	0	0	0	50.4	29.7	70.8	58.2
10:00	11:00	58	0	55	0	3	0	0	0	0	0	0	0	0	0	0	0	0	0	1	2	2	16	15	14	7	0	0	1	0	0	0	0	0	47.7	28.7	74.9	55.0
11:00	12:00	54	0	48	0	6	0	0	0	0	0	0	0	0	0	0	0	0	0	1	1	5	10	21	10	4	2	0	0	0	0	0	0	0	47.6	29.9	63.3	54.2
12:00	13:00	60	0	51	0	9	0	0	0	0	0	0	0	0	0	0	0	0	0	0	1	11	14	21	8	5	0	0	0	0	0	0	0	0	45.7	30.5	58.5	52.3
13:00	14:00	74	1	64	0	6	0	1	1	1	0	0	0	0	0	0	1	0	0	1	3	11	17	15	18	4	2	0	1	0	0	1	0	0	46.7	13.2	85.9	54.1
14:00	15:00	43	0	36	0	7	0	0	0	0	0	0	0	0	0	0	0	0	0	1	2	4	9	10	8	7	2	0	0	0	0	0	0	0	47.6	29.5	60.7	56.0
15:00	16:00	57	1	49	0	7	0	0	0	0	0	0	0	0	0	0	0	0	0	0	3	7	11	16	8	6	4	1	1	0	0	0	0	0	48.0	33.4	74.5	59.0
16:00	17:00	63	0	54	0	9	0	0	0	0	0	0	0	0	0	1	0	0	0	0	0	3	18	10	19	8	4	0	0	0	0	0	0	0	48.7	9.3	64.9	56.0
17:00	18:00	63	0	52	0	11	0	0	0	0	0	0	0	0	0	0	0	0	0	1	0	6	16	12	14	9	4	0	1	0	0	0	0	0	48.7	26.1	74.1	56.9
18:00	19:00	77	1	72	0	4	0	0	0	0	0	0	0	0	0	0	1	0	0	0	2	7	21	21	17	6	1	0	1	0	0	0	0	0	46.9	10.5	70.2	54.4
19:00	20:00	65	0	60	0	5	0	0	0	0	0	0	0	0	0	0	0	0	0	0	1	6	13	25	13	3	3	0	0	1	0	0	0	0	48.0	34.7	75.6	53.9
20:00	21:00	43	0	41	0	2	0	0	0	0	0	0	0	0	0	0	0	0	0	0	0	6	13	11	6	3	4	0	0	0	0	0	0	0	47.2	35.3	63.9	56.1
21:00	22:00	46	0	43	0	3	0	0	0	0	0	0	0	0	0	0	0	0	0	1	1	4	5	17	11	4	2	1	0	0	0	0	0	0	48.0	27.7	67.4	55.0
22:00	23:00	41	0	40	0	1	0	0	0	0	0	0	0	0	0	0	0	0	0	0	2	2	16	5	9	4	1	1	0	0	1	0	0	0	48.3	31.0	80.6	56.2
23:00	00:00	13	0	12	0	1	0	0	0	0	0	0	0	0	0	0	0	0	0	0	0	1	0	8	1	1	2	0	0	0	0	0	0	0	50.3	39.0	62.3	61.5
07:00-19:00		**828**	**3**	**727**	**0**	**93**	**1**	**1**	**1**	**1**	**0**	**1**	**0**	**0**	**0**	**1**	**2**	**0**	**0**	**6**	**18**	**69**	**200**	**209**	**184**	**91**	**35**	**5**	**6**	**1**	**0**	**1**	**0**	**0**	**48.1**	**9.3**	**85.9**	**55.5**
06:00-22:00		**1003**	**3**	**887**	**0**	**108**	**1**	**1**	**1**	**1**	**0**	**1**	**0**	**0**	**0**	**1**	**2**	**0**	**0**	**7**	**21**	**86**	**233**	**269**	**216**	**108**	**45**	**6**	**6**	**2**	**0**	**1**	**0**	**0**	**48.1**	**9.3**	**85.9**	**55.4**
06:00-00:00		**1057**	**3**	**939**	**0**	**110**	**1**	**1**	**1**	**1**	**0**	**1**	**0**	**0**	**0**	**1**	**2**	**0**	**0**	**7**	**23**	**89**	**249**	**282**	**226**	**113**	**48**	**7**	**6**	**2**	**1**	**1**	**0**	**0**	**48.1**	**9.3**	**85.9**	**55.5**
00:00-00:00		**1066**	**3**	**948**	**0**	**110**	**1**	**1**	**1**	**1**	**0**	**1**	**0**	**0**	**0**	**1**	**2**	**0**	**0**	**7**	**23**	**90**	**250**	**286**	**228**	**114**	**48**	**7**	**6**	**2**	**1**	**1**	**0**	**0**	**48.1**	**9.3**	**85.9**	**55.5**
Date: 29 October 2019																																						
00:00	01:00	4	0	4	0	0	0	0	0	0	0	0	0	0	0	0	0	0	0	0	0	0	2	2	0	0	0	0	0	0	0	0	0	0	46.1	43.3	49.8	-
01:00	02:00	1	0	1	0	0	0	0	0	0	0	0	0	0	0	0	0	0	0	0	1	0	0	0	0	0	0	0	0	0	0	0	0	0	34.2	34.2	34.2	-
02:00	03:00	0	0	0	0	0	0	0	0	0	0	0	0	0	0	0	0	0	0	0	0	0	0	0	0	0	0	0	0	0	0	0	0	0	-	-	-	-
03:00	04:00	1	0	1	0	0	0	0	0	0	0	0	0	0	0	0	0	0	0	0	0	0	0	0	0	1	0	0	0	0	0	0	0	0	55.6	55.6	55.6	-
04:00	05:00	2	0	2	0	0	0	0	0	0	0	0	0	0	0	0	0	0	0	0	0	0	1	0	1	0	0	0	0	0	0	0	0	0	46.9	42.6	51.3	-
05:00	06:00	2	0	2	0	0	0	0	0	0	0	0	0	0	0	0	0	0	0	0	1	1	0	0	0	0	0	0	0	0	0	0	0	0	36.7	34.0	39.4	-
06:00	07:00	27	0	21	1	5	0	0	0	0	0	0	0	0	0	0	0	0	1	1	0	0	3	4	10	7	1	0	0	0	0	0	0	0	50.0	24.3	60.6	56.9
07:00	08:00	81	0	68	0	13	0	0	0	0	0	0	0	0	0	0	0	0	0	0	1	6	17	19	27	7	3	1	0	0	0	0	0	0	48.8	30.7	66.6	54.5
08:00	09:00	118	0	103	2	13	0	0	0	0	0	0	0	0	0	0	0	0	0	0	0	10	31	33	22	12	6	1	3	0	0	0	0	0	48.8	35.1	74.6	55.8
09:00	10:00	90	0	76	0	14	0	0	0	0	0	0	0	0	0	0	0	0	0	0	0	5	12	24	24	16	6	3	0	0	0	0	0	0	51.4	37.9	68.0	58.8
10:00	11:00	75	0	70	0	4	1	0	0	0	0	0	0	0	0	0	0	0	0	1	0	7	12	20	20	12	3	0	0	0	0	0	0	0	48.7	29.5	64.0	55.8
11:00	12:00	64	0	59	0	5	0	0	0	0	0	0	0	0	0	0	0	0	0	1	1	6	22	19	9	5	0	1	0	0	0	0	0	0	46.2	27.9	66.4	53.6
12:00	13:00	68	0	56	0	12	0	0	0	0	0	0	0	0	0	0	0	0	0	0	0	14	18	23	8	3	2	0	0	0	0	0	0	0	45.6	36.1	61.5	51.4
13:00	14:00	64	0	60	0	4	0	0	0	0	0	0	0	0	0	0	0	0	0	0	5	3	12	21	14	7	2	0	0	0	0	0	0	0	47.4	32.6	62.8	54.5
14:00	15:00	46	1	40	0	5	0	0	0	0	0	0	0	0	0	0	0	0	0	0	6	7	5	13	10	3	1	1	0	0	0	0	0	0	46.0	30.5	68.9	54.8
15:00	16:00	68	0	59	1	6	0	2	0	0	0	0	0	0	0	0	0	0	1	1	7	9	14	15	15	2	0	3	1	0	0	0	0	0	45.7	23.0	73.0	53.1

TIME	TOTAL	ARX VEHICLE CLASSIFICATIONS												SPEED BIN TOTALS																				SPEED STATISTICS			
		LIGHT			MEDIUM			HEAVY						0-5 mph	5-10mph	10-15mph	15-20mph	20-25mph	25-30mph	30-35mph	35-40mph	40-45mph	45-50mph	50-55mph	55-60mph	60-65mph	65-70mph	70-75mph	75-80mph	80-85mph	85-90mph	90-95mph	95-100mph	AVERAGE	MINIMUM	MAXIMUM	85th%ile
		1	2	3	4	5	6	7	8	9	10	11	12																								
Date: 29 October 2019																																					
16:00 17:00	67	0	57	0	9	0	0	1	0	0	0	0	0	0	0	0	0	0	0	4	2	13	14	22	7	3	1	0	0	1	0	0	0	49.6	33.4	84.5	55.9
17:00 18:00	67	0	59	1	7	0	0	0	0	0	0	0	0	0	0	0	0	0	0	1	3	10	20	18	8	6	0	0	1	0	0	0	0	50.3	34.6	77.2	58.4
18:00 19:00	78	0	70	0	8	0	0	0	0	0	0	0	0	0	0	0	0	0	2	4	8	20	23	11	8	1	0	1	0	0	0	0	0	46.1	28.3	73.6	54.7
19:00 20:00	88	0	83	0	5	0	0	0	0	0	0	0	0	0	0	0	0	0	0	5	12	23	19	14	10	4	0	0	1	0	0	0	0	46.7	31.7	76.4	56.0
20:00 21:00	46	0	40	0	6	0	0	0	0	0	0	0	0	0	0	0	0	0	1	2	4	11	14	6	5	2	1	0	0	0	0	0	0	47.4	28.3	68.2	59.3
21:00 22:00	44	0	40	0	4	0	0	0	0	0	0	0	0	0	0	0	0	0	0	0	7	11	11	5	6	2	2	0	0	0	0	0	0	48.3	35.7	67.5	58.0
22:00 23:00	25	0	23	0	2	0	0	0	0	0	0	0	0	0	0	0	0	0	0	1	3	7	9	3	1	1	0	0	0	0	0	0	0	45.2	30.4	60.7	51.6
23:00 00:00	16	0	14	0	2	0	0	0	0	0	0	0	0	0	0	0	0	0	0	2	1	5	2	4	2	0	0	0	0	0	0	0	0	46.0	31.4	59.7	55.5
07:00-19:00	**886**	**1**	**777**	**4**	**100**	**1**	**2**	**1**	**0**	**0**	**0**	**0**	**0**	**0**	**0**	**0**	**0**	**1**	**5**	**29**	**80**	**186**	**244**	**200**	**90**	**33**	**11**	**5**	**1**	**1**	**0**	**0**	**0**	**48.1**	**23.0**	**84.5**	**55.4**
06:00-22:00	**1091**	**1**	**961**	**5**	**120**	**1**	**2**	**1**	**0**	**0**	**0**	**0**	**0**	**0**	**0**	**0**	**0**	**2**	**7**	**36**	**103**	**234**	**292**	**235**	**118**	**42**	**14**	**5**	**2**	**1**	**0**	**0**	**0**	**48.0**	**23.0**	**84.5**	**55.6**
06:00-00:00	**1132**	**1**	**998**	**5**	**124**	**1**	**2**	**1**	**0**	**0**	**0**	**0**	**0**	**0**	**0**	**0**	**0**	**2**	**7**	**39**	**107**	**246**	**303**	**242**	**121**	**43**	**14**	**5**	**2**	**1**	**0**	**0**	**0**	**47.9**	**23.0**	**84.5**	**55.5**
00:00-00:00	**1142**	**1**	**1008**	**5**	**124**	**1**	**2**	**1**	**0**	**0**	**0**	**0**	**0**	**0**	**0**	**0**	**0**	**2**	**7**	**41**	**108**	**249**	**305**	**243**	**122**	**43**	**14**	**5**	**2**	**1**	**0**	**0**	**0**	**47.9**	**23.0**	**84.5**	**55.5**
Date: 30 October 2019																																					
00:00 01:00	3	0	3	0	0	0	0	0	0	0	0	0	0	0	0	0	0	0	0	0	0	0	0	3	0	0	0	0	0	0	0	0	0	52.4	50.0	54.3	-
01:00 02:00	2	0	2	0	0	0	0	0	0	0	0	0	0	0	0	0	0	0	0	0	0	2	0	0	0	0	0	0	0	0	0	0	0	42.9	41.6	44.2	-
02:00 03:00	0	0	0	0	0	0	0	0	0	0	0	0	0	0	0	0	0	0	0	0	0	0	0	0	0	0	0	0	0	0	0	0	0	-	-	-	-
03:00 04:00	0	0	0	0	0	0	0	0	0	0	0	0	0	0	0	0	0	0	0	0	0	0	0	0	0	0	0	0	0	0	0	0	0	-	-	-	-
04:00 05:00	1	0	1	0	0	0	0	0	0	0	0	0	0	0	0	0	0	0	0	0	1	0	0	0	0	0	0	0	0	0	0	0	0	39.3	39.3	39.3	-
05:00 06:00	6	0	6	0	0	0	0	0	0	0	0	0	0	0	0	0	0	0	0	0	1	1	1	1	0	1	1	0	0	0	0	0	0	52.2	39.1	67.6	-
06:00 07:00	25	0	22	0	3	0	0	0	0	0	0	0	0	0	0	0	0	0	0	0	0	4	5	12	3	1	0	0	0	0	0	0	0	51.0	40.6	60.3	56.1
07:00 08:00	64	0	53	0	11	0	0	0	0	0	0	0	0	0	0	0	0	0	0	1	9	16	21	8	4	4	1	0	0	0	0	0	0	47.3	34.9	69.1	54.0
08:00 09:00	98	0	83	0	15	0	0	0	0	0	0	0	0	0	0	0	0	0	0	5	2	25	25	26	11	3	1	0	0	0	0	0	0	48.2	31.0	65.1	55.2
09:00 10:00	92	0	82	1	9	0	0	0	0	0	0	0	0	0	0	0	0	0	0	0	5	14	22	30	17	4	0	0	0	0	0	0	0	50.3	35.9	62.5	56.6
10:00 11:00	69	0	64	1	3	0	1	0	0	0	0	0	0	0	0	0	0	0	1	3	4	9	25	18	8	1	0	0	0	0	0	0	0	48.0	27.8	62.6	54.9
11:00 12:00	67	0	59	0	8	0	0	0	0	0	0	0	0	0	0	0	0	0	0	3	8	18	15	11	11	1	0	0	0	0	0	0	0	47.0	31.8	61.0	55.7
12:00 13:00	52	0	42	1	7	2	0	0	0	0	0	0	0	0	0	0	1	0	0	0	2	15	15	11	5	2	0	0	1	0	0	0	0	48.6	19.8	79.3	56.4
13:00 14:00	63	0	59	0	4	0	0	0	0	0	0	0	0	0	0	1	2	0	0	3	8	14	12	14	5	4	0	0	0	0	0	0	0	45.5	12.7	64.2	55.0
14:00 15:00	62	1	54	0	7	0	0	0	0	0	0	0	0	0	0	0	0	0	1	4	12	13	13	11	3	3	1	1	0	0	0	0	0	45.9	27.1	71.1	54.5
15:00 16:00	54	0	49	0	5	0	0	0	0	0	0	0	0	0	0	0	0	0	0	1	7	16	9	10	7	2	2	0	0	0	0	0	0	48.0	35.0	67.2	58.0
16:00 17:00	72	0	61	0	11	0	0	0	0	0	0	0	0	0	0	0	0	0	0	1	5	20	23	10	5	3	4	1	0	0	0	0	0	48.4	33.3	73.2	57.4
17:00 18:00	74	1	64	1	8	0	0	0	0	0	0	0	0	0	0	0	0	0	1	1	13	16	20	14	7	1	0	1	0	0	0	0	0	46.8	25.5	71.9	54.4
18:00 19:00	60	0	55	0	5	0	0	0	0	0	0	0	0	0	0	0	0	0	0	2	6	16	11	16	7	1	1	0	0	0	0	0	0	47.8	30.3	65.2	55.3
19:00 20:00	64	0	59	0	5	0	0	0	0	0	0	0	0	0	0	0	0	0	0	2	7	18	16	12	5	2	2	0	0	0	0	0	0	47.0	33.3	69.1	54.8
20:00 21:00	46	0	40	0	6	0	0	0	0	0	0	0	0	0	0	0	0	0	2	0	7	5	21	8	2	1	0	0	0	0	0	0	0	46.3	28.0	62.4	51.8
21:00 22:00	48	0	45	0	3	0	0	0	0	0	0	0	0	0	0	0	0	0	1	0	4	16	12	9	4	2	0	0	0	0	0	0	0	46.8	26.0	61.1	54.0
22:00 23:00	53	0	51	0	2	0	0	0	0	0	0	0	0	0	0	0	0	0	0	4	7	12	9	11	6	1	1	1	1	0	0	0	0	48.0	33.4	75.1	56.9
23:00 00:00	16	0	15	0	1	0	0	0	0	0	0	0	0	0	0	0	0	0	0	0	3	5	5	2	1	0	0	0	0	0	0	0	0	45.7	35.1	55.2	53.9
07:00-19:00	**827**	**2**	**725**	**4**	**93**	**2**	**1**	**0**	**0**	**0**	**0**	**0**	**0**	**0**	**0**	**1**	**3**	**0**	**3**	**24**	**81**	**192**	**211**	**179**	**90**	**29**	**10**	**3**	**1**	**0**	**0**	**0**	**0**	**47.7**	**12.7**	**79.3**	**55.5**
06:00-22:00	**1010**	**2**	**891**	**4**	**110**	**2**	**1**	**0**	**0**	**0**	**0**	**0**	**0**	**0**	**0**	**1**	**3**	**0**	**6**	**26**	**99**	**235**	**265**	**220**	**104**	**35**	**12**	**3**	**1**	**0**	**0**	**0**	**0**	**47.7**	**12.7**	**79.3**	**55.3**
06:00-00:00	**1079**	**2**	**957**	**4**	**113**	**2**	**1**	**0**	**0**	**0**	**0**	**0**	**0**	**0**	**0**	**1**	**3**	**0**	**6**	**30**	**109**	**252**	**279**	**233**	**111**	**36**	**13**	**4**	**2**	**0**	**0**	**0**	**0**	**47.7**	**12.7**	**79.3**	**55.3**
00:00-00:00	**1091**	**2**	**969**	**4**	**113**	**2**	**1**	**0**	**0**	**0**	**0**	**0**	**0**	**0**	**0**	**1**	**3**	**0**	**6**	**30**	**111**	**255**	**280**	**237**	**111**	**37**	**14**	**4**	**2**	**0**	**0**	**0**	**0**	**47.7**	**12.7**	**79.3**	**55.3**
Date: 31 October 2019																																					
00:00 01:00	9	0	8	0	1	0	0	0	0	0	0	0	0	0	0	0	0	0	0	0	2	2	2	2	1	0	0	0	0	0	0	0	0	46.2	37.4	57.5	-
01:00 02:00	3	0	3	0	0	0	0	0	0	0	0	0	0	0	0	0	1	0	0	0	0	0	1	0	1	0	0	0	0	0	0	0	0	41.6	18.7	56.7	-
02:00 03:00	1	0	1	0	0	0	0	0	0	0	0	0	0	0	0	0	0	0	0	0	0	0	0	1	0	0	0	0	0	0	0	0	0	54.8	54.8	54.8	-
03:00 04:00	0	0	0	0	0	0	0	0	0	0	0	0	0	0	0	0	0	0	0	0	0	0	0	0	0	0	0	0	0	0	0	0	0	-	-	-	-
04:00 05:00	2	0	1	0	1	0	0	0	0	0	0	0	0	0	0	0	0	0	0	0	0	0	0	2	0	0	0	0	0	0	0	0	0	53.8	53.7	53.9	-
05:00 06:00	3	0	3	0	0	0	0	0	0	0	0	0	0	0	0	0	0	0	0	1	0	0	0	1	0	1	0	0	0	0	0	0	0	48.7	31.1	63.6	-
06:00 07:00	14	0	10	0	4	0	0	0	0	0	0	0	0	0	0	0	0	0	0	0	0	2	3	5	3	1	0	0	0	0	0	0	0	51.3	43.0	63.1	58.1
07:00 08:00	72	0	57	1	14	0	0	0	0	0	0	0	0	0	0	0	0	0	0	0	6	14	26	15	10	1	0	0	0	0	0	0	0	48.5	35.6	60.5	55.3
08:00 09:00	92	0	76	0	16	0	0	0	0	0	0	0	0	0	0	0	0	0	0	0	10	13	22	31	12	2	2	0	0	0	0	0	0	49.0	35.7	65.4	56.5
09:00 10:00	91	0	82	1	8	0	0	0	0	0	0	0	0	0	0	0	0	0	0	1	10	15	27	26	7	1	3	1	0	0	0	0	0	48.7	35.0	71.0	54.4
10:00 11:00	74	0	70	0	3	0	0	0	0	0	1	0	0	0	0	0	0	0	0	6	9	13	16	15	10	3	1	1	0	0	0	0	0	47.7	31.6	70.1	56.9
11:00 12:00	80	0	72	0	8	0	0	0	0	0	0	0	0	0	0	0	0	0	0	2	8	13	30	15	7	3	1	1	0	0	0	0	0	48.3	30.6	70.4	55.5
12:00 13:00	64	1	51	0	12	0	0	0	0	0	0	0	0	0	0	0	1	0	0	1	10	15	13	12	6	4	1	1	0	0	0	0	0	47.8	18.1	71.2	57.7
13:00 14:00	54	0	50	1	3	0	0	0	0	0	0	0	0	0	0	0	0	0	0	1	4	9	12	11	10	4	3	0	0	0	0	0	0	50.5	34.2	67.7	59.1
14:00 15:00	64	0	57	1	6	0	0	0	0	0	0	0	0	0	0	0	0	0	0	1	2	9	18	20	10	4	0	0	0	0	0	0	0	50.5	30.5	63.5	57.3
15:00 16:00	73	0	66	0	7	0	0	0	0	0	0	0	0	0	0	0	0	0	0	2	5	18	17	23	8	0	0	0	0	0	0	0	0	47.8	33.3	60.0	54.0
16:00 17:00	73	0	61	0	12	0	0	0	0	0	0	0	0	0	0	0	0	1	0	5	5	14	15	17	11	4	1	0	0	0	0	0	0	48.4	24.7	69.6	57.4
17:00 18:00	75	0	67	0	8	0	0	0	0	0	0	0	0	0	0	0	0	0	0	0	5	17	22	19	7	3	2	0	0	0	0	0	0	49.0	36.0	70.0	55.5
18:00 19:00	51	0	45	0	6	0	0	0	0	0	0	0	0	0	0	0	0	0	0	0	5	8	16	11	9	2	0	0	0	0	0	0	0	49.1	35.0	63.2	56.4
19:00 20:00	72	0	63	0	9	0	0	0	0	0	0	0	0	0	0	0	0	0	0	2	9	17	16	16	7	5	0	0	0	0	0	0	0	47.5	32.2	64.4	55.3
20:00 21:00	56	0	52	0	4	0	0	0	0	0	0	0	0	0	0	0	0	0	0	2	4	14	17	10	4	2	1	1	1	0	0	0	0	48.6	33.1	76.7	56.0
21:00 22:00	45	0	41	0	4	0	0	0	0	0	0	0	0	0	0	0	0	0	0	1	6	14	9	10	3	2	0	0	0	0	0	0	0	46.8	34.5	64.2	52.9
22:00 23:00	58	0	55	0	3	0	0	0	0	0	0	0	0	0	0	0	0	0	1	5	11	11	9	7	7	5	1	1	0	0	0	0	0	47.0	29.9	71.7	59.3
23:00 00:00	9	0	8	0	1	0	0	0	0	0	0	0	0	0	0	0	0	0	0	0	2	2	2	1	1	1	0	0	0	0	0	0	0	47.7	35.1	64.6	-
07:00-19:00	**863**	**1**	**754**	**4**	**103**	**0**	**0**	**0**	**0**	**0**	**1**	**0**	**0**	**0**	**0**	**0**	**1**	**1**	**0**	**19**	**79**	**158**	**234**	**215**	**107**	**31**	**14**	**4**	**0**	**0**	**0**	**0**	**0**	**48.7**	**18.1**	**71.2**	**56.3**
06:00-22:00	**1050**	**1**	**920**	**4**	**124**	**0**	**0**	**0**	**0**	**0**	**1**	**0**	**0**	**0**	**0**	**0**	**1**	**1**	**0**	**24**	**98**	**205**	**279**	**256**	**124**	**41**	**15**	**5**	**1**	**0**	**0**	**0**	**0**	**48.6**	**18.1**	**76.7**	**56.0**
06:00-00:00	**1117**	**1**	**983**	**4**	**128**	**0**	**0**	**0**	**0**	**0**	**1**	**0**	**0**	**0**	**0**	**0**	**1**	**1**	**1**	**29**	**111**	**218**	**290**	**264**	**132**	**47**	**16**	**6**	**1**	**0**	**0**	**0**	**0**	**48.5**	**18.1**	**76.7**	**56.2**
00:00-00:00	**1135**	**1**	**999**	**4**	**130**	**0**	**0**	**0**	**0**	**0**	**1**	**0**	**0**	**0**	**0**	**0**	**2**	**1**	**1**	**30**	**113**	**220**	**293**	**270**	**134**	**48**	**16**	**6**	**1**	**0**	**0**	**0**	**0**	**48.5**	**18.1**	**76.7**	**56.2**
Date: 01 November 2019																																					
00:00 01:00	9	0	9	0	0	0	0	0	0	0	0	0	0	0	0	0	0	0	0	0	0	3	2	3	1	0	0	0	0	0	0	0	0	47.8	40.1	56.4	-
01:00 02:00	5	0	5	0	0	0	0	0	0	0	0	0	0	0	0	0	0	0	0	0	0	2	1	2	0	0	0	0	0	0	0	0	0	47.9	43.2	51.6	-
02:00 03:00	0	0	0	0	0	0	0	0	0	0	0	0	0	0	0	0	0	0	0	0	0	0	0	0	0	0	0	0	0	0	0	0	0	-	-	-	-
03:00 04:00	0	0	0	0	0	0	0	0	0	0	0	0	0	0	0	0	0	0	0	0	0	0	0	0	0	0	0	0	0	0	0	0	0	-	-	-	-
04:00 05:00	2	0	2	0	0	0	0	0	0	0	0	0	0	0	0	0	0	0	0	0	0	0	0	0	0	1	0	0	1	0	0	0	0	68.7	61.6	75.9	-
05:00 06:00	4	0	3	0	1	0	0	0	0	0	0	0	0	0	0	0	0	0	0	2	0	0	1	0	1	0	0	0	0	0	0	0	0	43.2	33.2	58.7	-
06:00 07:00	20	0	17	0	3	0	0	0	0	0	0	0	0	0	0	0	0	0	0	0	1	2	6	4	7	0	0	0	0	0	0	0	0	50.8	38.5	59.2	57.2
07:00 08:00	61	0	48	0	13	0	0	0	0	0	0	0	0	0	0	0	0	0	0	2	5	11	20	14	5	3	0	1	0	0	0	0	0	48.4	30.0	72.0	54.9
08:00 09:00	97	0	80	0	17	0	0	0	0	0	0	0	0	0	0	0	0	0	0	2	8	18	22	27	11	6	2	0	1	0	0	0	0	49.5	31.1	78.7	57.0
09:00 10:00	85	0	77	0	8	0	0	0	0	0	0	0	0	0	0	0	0	0	0	1	8	8	26	22	16	3	1	0	0	0	0	0	0	49.7	33.8	66.7	57.0
10:00 11:00	67	0	59	0	8	0	0	0	0	0	0	0	0	0	0	0	0	0	3	0	6	19	18	11	8	2	0	0	0	0	0	0	0	46.6	27.6	61.8	55.1
11:00 12:00	82	0	73	0	9	0	0	0	0	0	0	0	0	0	0	0	0	0	0	2	15	25	22	11	5	1	1	0	0	0	0	0	0	45.6	33.2	69.6	52.0
12:00 13:00	57	0	51	0	6	0	0	0	0	0	0	0	0	0	0	0	0	0	0	0	9	22	11	11	2	2	0	0	0	0	0	0	0	46.0	36.0	64.8	52.3
13:00 14:00	53	0	47	1	4	1	0	0	0	0	0	0	0	0	0	0	0	0	0	2	12	10	12	9	4	4	0	0	0	0	0	0	0	46.7	34.4	63.9	55.9
14:00 15:00	73	0	63	0	9	0	0	0	1	0	0	0	0	0	0	0	0	0	3	1	7	9	22	22	6	1	0	2	0	0	0	0	0	48.4	28.6	73.1	54.4
15:00 16:00	72	0	62	0	9	0	0	0	1	0	0	0	0	0	0	0	0	0	0	8	9	18	19	8	8	2	0	0	0	0	0	0	0	45.6	30.1	61.9	54.7
16:00 17:00	85	0	75	0	10	0	0	0	0	0	0	0	0	0	0	0	0	0	0	1	8	13	24	28	9	1	0	1	0	0	0	0	0	48.7	32.8	71.2	54.5
17:00 18:00	87	0	79	0	8	0	0	0	0	0	0	0	0	0	0	0	0	0	0	5	6	13	30	16	11	3	2	0	1	0	0	0	0	49.1	32.5	79.5	56.9
18:00 19:00	68	0	62	0	6	0	0	0	0	0	0	0	0	0	0	0	0	0	2	2	5	17	16	9	9	4	1	3	0	0	0	0	0	48.8	28.5	72.5	57.9
19:00 20:00	93	0	86	0	7	0	0	0	0	0	0	0	0	0	0	0	0	0	0	3	11	21	28	16	8	3	1	2	0	0	0	0	0	47.7	30.3	72.6	54.9
20:00 21:00	60	0	58	0	2	0	0	0	0	0	0	0	0	0	0	0	0	0	0	2	9	13	16	13	5	1	1	0	0	0	0	0	0	47.1	33.7	67.6	54.4
21:00 22:00	33	0	29	0	4	0	0	0	0	0	0	0	0	0	0	0	0	0	1	1	1	6	7	10	5	1	1	0	0	0	0	0	0	49.0	29.3	65.4	55.9
22:00 23:00	37	0	36	0	1	0	0	0	0	0	0	0	0	0	0	0	0	0	0	1	4	10	13	7	0	0	1	1	0	0	0	0	0	46.6	34.9	70.0	52.3
23:00 00:00	19	0	16	0	3	0	0	0	0	0	0	0	0	0	0	0	0	0	0	0	2	4	5	4	3	0	1	0	0	0	0	0	0	48.2	35.3	65.4	57.4
07:00-19:00	**887**	**0**	**776**	**1**	**107**	**1**	**0**	**0**	**2**	**0**	**0**	**0**	**0**	**0**	**0**	**0**	**0**	**0**	**8**	**26**	**98**	**183**	**242**	**188**	**94**	**32**	**7**	**7**	**2**	**0**	**0**	**0**	**0**	**47.9**	**27.6**	**79.5**	**55.4**
06:00-22:00	**1093**	**0**	**966**	**1**	**123**	**1**	**0**	**0**	**2**	**0**	**0**	**0**	**0**	**0**	**0**	**0**	**0**	**0**	**9**	**32**	**120**	**225**	**299**	**231**	**119**	**37**	**10**	**9**	**2**	**0**	**0**	**0**	**0**	**47.9**	**27.6**	**79.5**	**55.4**
06:00-00:00	**1149**	**0**	**1018**	**1**	**127**	**1**	**0**	**0**	**2**	**0**	**0**	**0**	**0**	**0**	**0**	**0**	**0**	**0**	**9**	**33**	**126**	**239**	**317**	**242**	**122**	**37**	**12**	**10**	**2**	**0**	**0**	**0**	**0**	**47.9**	**27.6**	**79.5**	**55.3**
00:00-00:00	**1169**	**0**	**1037**	**1**	**128**	**1**	**0**	**0**	**2**	**0**	**0**	**0**	**0**	**0**	**0**	**0**	**0**	**0**	**9**	**35**	**126**	**244**	**321**	**247**	**124**	**38**	**12**	**10**	**3**	**0**	**0**	**0**	**0**	**47.9**	**27.6**	**79.5**	**55.4**
5 day (Weekday) Average																																					
07:00-19:00	**858**	**1**	**752**	**3**	**99**	**1**	**1**	**0**	**1**	**0**	**0**	**0**	**0**	**0**	**0**	**1**	**1**	**0**	**4**	**23**	**81**	**184**	**228**	**193**	**94**	**32**	**9**	**5**	**1**	**0**	**0**	**0**	**0**	**48.1**	**18.1**	**80.1**	**55.6**
06:00-22:00	**1049**	**1**	**925**	**3**	**117**	**1**	**1**	**0**	**1**	**0**	**0**	**0**	**0**	**0**	**0**	**1**	**1**	**1**	**6**	**28**	**101**	**226**	**281**	**232**	**115**	**40**	**11**	**6**	**2**	**0**	**0**	**0**	**0**	**48.1**	**18.1**	**81.2**	**55.5**
06:00-00:00	**1107**	**1**	**979**	**3**	**120**	**1**	**1**	**0**	**1**	**0**	**0**	**0**	**0**	**0**	**0**	**1**	**1**	**1**	**6**	**31**	**108**	**241**	**294**	**241**	**120**	**42**	**12**	**6**	**2**	**0**	**0**	**0**	**0**	**48.0**	**18.1**	**81.2**	**55.6**
00:00-00:00	**1121**	**1**	**992**	**3**	**121**	**1**	**1**	**0**	**1**	**0**	**0**	**0**	**0**	**0**	**0**	**1**	**1**	**1**	**6**	**32**	**110**	**244**	**297**	**245**	**121**	**43**	**13**	**6**	**2**	**0**	**0**	**0**	**0**	**48.0**	**18.1**	**81.2**	**55.6**
7 day (Weekly) Average																																					
07:00-19:00	**814**	**2**	**722**	**3**	**85**	**1**	**1**	**0**	**1**	**0**	**0**	**0**	**0**	**0**	**0**	**1**	**1**	**0**	**4**	**23**	**74**	**170**	**212**	**185**	**95**	**33**	**10**	**4**	**1**	**0**	**0**	**0**	**0**	**48.3**	**16.1**	**81.0**	**56.0**
06:00-22:00	**988**	**2**	**881**	**3**	**100**	**1**	**1**	**0**	**1**	**0**	**0**	**0**	**0**	**0**	**0**	**1**	**1**	**1**	**5**	**28**	**93**	**207**	**260**	**220**	**114**	**40**	**12**	**5**	**1**	**0**	**0**	**0**	**0**	**48.3**	**16.1**	**81.8**	**55.9**
06:00-00:00	**1040**	**2**	**929**	**3**	**103**	**1**	**1**	**0**	**1**	**0**	**0**	**0**	**0**	**0**	**0**	**1**	**1**	**1**	**5**	**30**	**99**	**219**	**273**	**229**	**119**	**42**	**13**	**5**	**1**	**0**	**0**	**0**	**0**	**48.2**	**16.1**	**81.8**	**55.9**
00:00-00:00	**1057**	**2**	**945**	**3**	**104**	**1**	**1**	**0**	**1**	**0**	**0**	**0**	**0**	**0**	**0**	**1**	**1**	**1**	**5**	**31**	**101**	**223**	**276**	**233**	**121**	**43**	**13**	**5**	**2**	**0**	**0**	**0**	**0**	**48.2**	**16.1**	**81.8**	**55.9**

ATC CLASSIFIED LINK & SPEED SURVEY

Project: Coalburn Road, Glaikhead
Client: ECS Transport Planning Limited
Project.Ref. TS-19-060

Location 2: Coalburn Road, south of Glaikhead
Movement: Southbound

TIME		TOTAL	ARX VEHICLE CLASSIFICATIONS – LIGHT 1	LIGHT 2	LIGHT 3	MEDIUM 4	MEDIUM 5	MEDIUM 6	HEAVY 7	HEAVY 8	HEAVY 9	HEAVY 10	HEAVY 11	HEAVY 12	SPEED BIN TOTALS 0-5 mph	5-10mph	10-15mph	15-20mph	20-25mph	25-30mph	30-35mph	35-40mph	40-45mph	45-50mph	50-55mph	55-60mph	60-65mph	65-70mph	70-75mph	75-80mph	80-85mph	85-90mph	90-95mph	95-100mph	SPEED STATISTICS AVERAGE	MINIMUM	MAXIMUM	85th%ile
Date: 26 October 2019																																						
00:00	01:00	11	0	10	0	1	0	0	0	0	0	0	0	0	0	0	0	0	0	0	2	2	1	4	0	0	2	0	0	0	0	0	0	0	44.9	30.2	63.4	62.1
01:00	02:00	10	0	10	0	0	0	0	0	0	0	0	0	0	0	0	0	0	0	0	0	2	2	1	2	2	1	0	0	0	0	0	0	0	49.6	37.4	64.8	-
02:00	03:00	4	0	4	0	0	0	0	0	0	0	0	0	0	0	0	0	0	0	0	0	0	1	0	1	0	1	1	0	0	0	0	0	0	55.5	44.3	65.9	-
03:00	04:00	2	0	2	0	0	0	0	0	0	0	0	0	0	0	0	0	0	0	0	0	0	0	0	2	0	0	0	0	0	0	0	0	0	53.1	52.2	54.1	-
04:00	05:00	2	0	2	0	0	0	0	0	0	0	0	0	0	0	0	0	0	0	0	0	1	0	0	0	1	0	0	0	0	0	0	0	0	46.8	37.8	55.7	-
05:00	06:00	4	0	3	0	1	0	0	0	0	0	0	0	0	0	0	0	0	0	0	0	0	1	2	0	1	0	0	0	0	0	0	0	0	50.7	44.9	59.4	-
06:00	07:00	4	0	2	0	2	0	0	0	0	0	0	0	0	0	0	0	0	0	1	0	0	1	1	0	1	0	0	0	0	0	0	0	0	43.7	29.6	56.8	-
07:00	08:00	10	0	9	0	1	0	0	0	0	0	0	0	0	0	0	0	0	0	0	0	1	2	3	2	1	1	0	0	0	0	0	0	0	48.0	37.1	60.7	-
08:00	09:00	30	0	26	0	4	0	0	0	0	0	0	0	0	0	0	0	0	0	0	1	2	4	8	7	7	0	1	0	0	0	0	0	0	49.6	33.8	65.4	56.8
09:00	10:00	49	0	44	0	5	0	0	0	0	0	0	0	0	0	0	0	0	0	0	2	2	9	15	7	8	4	1	1	0	0	0	0	0	50.3	33.2	72.5	59.1
10:00	11:00	42	0	38	1	3	0	0	0	0	0	0	0	0	0	0	0	0	0	0	0	5	7	15	5	5	2	3	0	0	0	0	0	0	49.5	35.4	68.5	59.6
11:00	12:00	63	0	60	0	3	0	0	0	0	0	0	0	0	0	0	0	0	0	0	2	6	12	23	5	7	5	2	0	0	1	0	0	0	49.0	32.6	82.7	59.3
12:00	13:00	67	0	62	1	4	0	0	0	0	0	0	0	0	0	0	0	0	0	0	2	2	15	19	21	5	2	1	0	0	0	0	0	0	48.7	31.5	67.2	54.1
13:00	14:00	83	0	75	0	8	0	0	0	0	0	0	0	0	0	0	0	0	0	0	4	10	14	25	15	7	5	1	2	0	0	0	0	0	48.2	30.1	70.4	56.9
14:00	15:00	76	1	67	1	7	0	0	0	0	0	0	0	0	0	0	0	0	0	0	4	10	12	16	19	12	2	1	0	0	0	0	0	0	48.2	32.4	66.6	56.4
15:00	16:00	76	0	71	0	5	0	0	0	0	0	0	0	0	0	0	0	0	1	1	4	7	17	26	10	4	5	1	0	0	0	0	0	0	46.4	22.1	66.1	54.3
16:00	17:00	74	0	70	0	4	0	0	0	0	0	0	0	0	0	0	0	0	0	1	1	1	18	16	22	7	5	2	0	1	0	0	0	0	50.1	28.1	78.9	57.6
17:00	18:00	88	0	83	1	4	0	0	0	0	0	0	0	0	0	0	0	0	0	0	2	8	14	29	13	16	5	0	1	0	0	0	0	0	49.0	31.0	71.4	57.5
18:00	19:00	94	0	87	0	7	0	0	0	0	0	0	0	0	0	0	0	0	0	0	9	11	18	31	9	11	3	2	0	0	0	0	0	0	46.4	30.8	66.7	56.1
19:00	20:00	60	0	58	0	2	0	0	0	0	0	0	0	0	0	0	0	0	0	0	3	9	15	14	9	7	2	0	1	0	0	0	0	0	46.9	32.2	72.6	56.4
20:00	21:00	40	0	39	0	1	0	0	0	0	0	0	0	0	0	0	0	0	0	1	0	9	11	11	6	2	0	0	0	0	0	0	0	0	44.7	26.5	59.2	52.1
21:00	22:00	27	0	25	0	2	0	0	0	0	0	0	0	0	0	0	0	0	0	0	1	5	5	6	6	3	1	0	0	0	0	0	0	0	46.9	32.9	62.3	55.2
22:00	23:00	29	0	27	0	2	0	0	0	0	0	0	0	0	0	0	0	0	0	0	3	3	10	9	3	1	0	0	0	0	0	0	0	0	43.9	30.4	55.0	50.0
23:00	00:00	16	0	14	0	2	0	0	0	0	0	0	0	0	0	0	0	0	0	0	1	2	6	5	2	0	0	0	0	0	0	0	0	0	44.7	34.5	54.6	49.7
07:00-19:00		**752**	**1**	**692**	**4**	**55**	**0**	**0**	**0**	**0**	**0**	**0**	**0**	**0**	**0**	**0**	**0**	**0**	**1**	**2**	**31**	**65**	**142**	**226**	**135**	**90**	**39**	**15**	**4**	**1**	**1**	**0**	**0**	**0**	**48.4**	**22.1**	**82.7**	**57.0**
06:00-22:00		**883**	**1**	**816**	**4**	**62**	**0**	**0**	**0**	**0**	**0**	**0**	**0**	**0**	**0**	**0**	**0**	**0**	**1**	**4**	**35**	**88**	**174**	**258**	**156**	**103**	**42**	**15**	**5**	**1**	**1**	**0**	**0**	**0**	**48.1**	**22.1**	**82.7**	**56.6**
06:00-00:00		**928**	**1**	**857**	**4**	**66**	**0**	**0**	**0**	**0**	**0**	**0**	**0**	**0**	**0**	**0**	**0**	**0**	**1**	**4**	**39**	**93**	**190**	**272**	**161**	**104**	**42**	**15**	**5**	**1**	**1**	**0**	**0**	**0**	**47.9**	**22.1**	**82.7**	**56.3**
00:00-00:00		**961**	**1**	**888**	**4**	**68**	**0**	**0**	**0**	**0**	**0**	**0**	**0**	**0**	**0**	**0**	**0**	**0**	**1**	**4**	**41**	**98**	**195**	**279**	**166**	**108**	**46**	**16**	**5**	**1**	**1**	**0**	**0**	**0**	**47.9**	**22.1**	**82.7**	**56.5**
Date: 27 October 2019																																						
00:00	01:00	15	0	14	0	1	0	0	0	0	0	0	0	0	0	0	0	0	0	0	2	0	3	5	1	3	1	0	0	0	0	0	0	0	47.8	30.6	60.1	59.5
01:00	02:00	6	0	6	0	0	0	0	0	0	0	0	0	0	0	0	0	0	0	0	0	1	1	0	3	1	0	0	0	0	0	0	0	0	50.1	40.0	56.0	-
02:00	03:00	3	0	3	0	0	0	0	0	0	0	0	0	0	0	0	0	0	0	0	1	1	1	0	0	0	0	0	0	0	0	0	0	0	37.6	34.3	40.8	-
03:00	04:00	1	0	1	0	0	0	0	0	0	0	0	0	0	0	0	0	0	0	0	0	0	0	0	1	0	0	0	0	0	0	0	0	0	52.2	52.2	52.2	-
04:00	05:00	1	0	1	0	0	0	0	0	0	0	0	0	0	0	0	0	0	0	0	0	0	0	1	0	0	0	0	0	0	0	0	0	0	49.7	49.7	49.7	-
05:00	06:00	1	0	1	0	0	0	0	0	0	0	0	0	0	0	0	0	0	0	0	0	0	1	0	0	0	0	0	0	0	0	0	0	0	44.3	44.3	44.3	-
06:00	07:00	2	0	1	0	1	0	0	0	0	0	0	0	0	0	0	0	0	0	0	0	1	1	0	0	0	0	0	0	0	0	0	0	0	40.2	39.7	40.7	-
07:00	08:00	7	0	6	0	1	0	0	0	0	0	0	0	0	0	0	0	0	0	0	0	2	2	2	1	0	0	0	0	0	0	0	0	0	43.2	36.0	50.5	-
08:00	09:00	21	0	19	0	2	0	0	0	0	0	0	0	0	0	0	0	0	0	1	1	1	2	4	4	6	1	1	0	0	0	0	0	0	49.8	28.2	65.4	59.4
09:00	10:00	25	0	22	0	3	0	0	0	0	0	0	0	0	0	0	0	0	0	0	0	0	5	6	4	5	4	0	1	0	0	0	0	0	52.6	41.9	70.3	63.1
10:00	11:00	31	0	30	0	1	0	0	0	0	0	0	0	0	0	0	0	0	0	0	1	4	6	8	9	2	1	0	0	0	0	0	0	0	47.2	34.9	64.9	52.9
11:00	12:00	30	1	25	0	4	0	0	0	0	0	0	0	0	0	0	0	1	0	0	0	2	2	9	8	8	0	0	0	0	0	0	0	0	49.9	17.2	59.9	59.3
12:00	13:00	52	1	49	0	2	0	0	0	0	0	0	0	0	0	0	0	1	0	0	2	2	12	16	10	6	2	0	0	0	0	1	0	0	48.0	19.8	87.2	56.2
13:00	14:00	62	0	59	0	3	0	0	0	0	0	0	0	0	0	0	0	0	0	2	0	6	19	18	6	9	2	0	0	0	0	0	0	0	47.0	28.9	61.8	56.0
14:00	15:00	57	0	54	0	3	0	0	0	0	0	0	0	0	0	0	0	0	0	0	1	6	9	20	13	8	0	0	0	0	0	0	0	0	47.9	32.6	58.6	54.7
15:00	16:00	74	0	70	0	4	0	0	0	0	0	0	0	0	0	0	0	0	0	0	1	6	11	19	23	10	3	1	0	0	0	0	0	0	49.3	34.5	68.5	56.5
16:00	17:00	63	0	60	0	3	0	0	0	0	0	0	0	0	0	0	0	0	0	0	0	4	9	16	19	10	4	1	0	0	0	0	0	0	50.5	35.1	68.0	57.9
17:00	18:00	63	0	62	0	1	0	0	0	0	0	0	0	0	0	0	0	0	0	0	2	5	11	17	12	9	4	2	1	0	0	0	0	0	49.8	34.3	71.5	57.7
18:00	19:00	77	1	75	0	1	0	0	0	0	0	0	0	0	0	0	0	0	0	0	2	4	14	25	18	12	2	0	0	0	0	0	0	0	48.8	32.3	63.0	56.2
19:00	20:00	78	0	73	0	5	0	0	0	0	0	0	0	0	0	0	0	0	0	0	6	9	19	21	15	7	1	0	0	0	0	0	0	0	46.1	32.2	63.7	52.4
20:00	21:00	50	0	48	0	2	0	0	0	0	0	0	0	0	0	0	0	0	1	0	2	0	8	21	11	5	1	1	0	0	0	0	0	0	48.4	20.9	68.9	55.6
21:00	22:00	42	0	39	0	2	1	0	0	0	0	0	0	0	0	0	0	0	0	0	3	7	9	12	5	3	1	2	0	0	0	0	0	0	46.4	34.1	69.1	55.5
22:00	23:00	27	0	25	0	2	0	0	0	0	0	0	0	0	0	0	0	0	0	0	1	7	6	8	2	2	1	0	0	0	0	0	0	0	45.2	30.9	64.7	53.2
23:00	00:00	24	0	23	0	1	0	0	0	0	0	0	0	0	0	0	0	0	0	0	0	2	3	9	6	2	2	0	0	0	0	0	0	0	49.3	38.7	61.9	58.7
07:00-19:00		**562**	**3**	**531**	**0**	**28**	**0**	**0**	**0**	**0**	**0**	**0**	**0**	**0**	**0**	**0**	**0**	**2**	**0**	**3**	**10**	**42**	**102**	**160**	**127**	**85**	**23**	**5**	**2**	**0**	**0**	**1**	**0**	**0**	**48.9**	**17.2**	**87.2**	**56.6**
06:00-22:00		**734**	**3**	**692**	**0**	**38**	**1**	**0**	**0**	**0**	**0**	**0**	**0**	**0**	**0**	**0**	**0**	**2**	**1**	**3**	**21**	**59**	**139**	**214**	**158**	**100**	**26**	**8**	**2**	**0**	**0**	**1**	**0**	**0**	**48.4**	**17.2**	**87.2**	**56.1**
06:00-00:00		**785**	**3**	**740**	**0**	**41**	**1**	**0**	**0**	**0**	**0**	**0**	**0**	**0**	**0**	**0**	**0**	**2**	**1**	**3**	**22**	**68**	**148**	**231**	**166**	**104**	**29**	**8**	**2**	**0**	**0**	**1**	**0**	**0**	**48.3**	**17.2**	**87.2**	**56.0**
00:00-00:00		**812**	**3**	**766**	**0**	**42**	**1**	**0**	**0**	**0**	**0**	**0**	**0**	**0**	**0**	**0**	**0**	**2**	**1**	**3**	**25**	**70**	**154**	**237**	**171**	**108**	**30**	**8**	**2**	**0**	**0**	**1**	**0**	**0**	**48.3**	**17.2**	**87.2**	**56.0**
Date: 28 October 2019																																						
00:00	01:00	5	0	4	0	1	0	0	0	0	0	0	0	0	0	0	0	0	0	0	0	0	0	3	1	1	0	0	0	0	0	0	0	0	49.8	45.6	55.2	-
01:00	02:00	4	0	4	0	0	0	0	0	0	0	0	0	0	0	0	0	0	0	0	0	0	1	2	0	0	1	0	0	0	0	0	0	0	49.5	42.0	62.0	-
02:00	03:00	1	0	1	0	0	0	0	0	0	0	0	0	0	0	0	0	0	0	0	0	0	0	0	0	1	0	0	0	0	0	0	0	0	55.3	55.3	55.3	-
03:00	04:00	1	0	1	0	0	0	0	0	0	0	0	0	0	0	0	0	0	0	0	1	0	0	0	0	0	0	0	0	0	0	0	0	0	33.4	33.4	33.4	-
04:00	05:00	1	0	1	0	0	0	0	0	0	0	0	0	0	0	0	0	0	0	0	0	0	0	1	0	0	0	0	0	0	0	0	0	0	48.3	48.3	48.3	-
05:00	06:00	2	0	2	0	0	0	0	0	0	0	0	0	0	0	0	0	0	0	0	0	0	1	0	1	0	0	0	0	0	0	0	0	0	46.4	42.1	50.6	-
06:00	07:00	4	0	2	0	2	0	0	0	0	0	0	0	0	0	0	0	0	0	0	1	0	2	1	0	0	0	0	0	0	0	0	0	0	41.9	30.2	48.7	-
07:00	08:00	18	0	13	0	5	0	0	0	0	0	0	0	0	0	0	0	0	0	0	2	4	4	5	2	1	0	0	0	0	0	0	0	0	43.5	31.0	59.3	51.0
08:00	09:00	31	0	23	0	7	1	0	0	0	0	0	0	0	0	0	0	0	0	0	1	5	14	3	3	3	2	0	0	0	0	0	0	0	45.5	34.9	63.4	56.0
09:00	10:00	50	0	42	0	7	0	0	1	0	0	0	0	0	0	0	0	0	0	0	3	12	9	15	8	3	0	0	0	0	0	0	0	0	44.6	30.3	57.3	52.6
10:00	11:00	47	0	39	1	7	0	0	0	0	0	0	0	0	0	0	0	1	0	1	1	8	13	8	10	3	2	0	0	0	0	0	0	0	45.4	17.5	64.8	54.0
11:00	12:00	41	0	36	0	5	0	0	0	0	0	0	0	0	0	0	0	0	0	0	3	5	6	5	13	6	3	0	0	0	0	0	0	0	48.6	30.9	63.6	57.4
12:00	13:00	47	0	35	0	12	0	0	0	0	0	0	0	0	0	0	0	0	0	0	3	8	15	11	5	4	0	1	0	0	0	0	0	0	45.1	32.1	65.3	52.4
13:00	14:00	56	0	51	0	4	0	1	0	0	0	0	0	0	0	0	0	0	0	0	4	10	18	9	10	4	0	1	0	0	0	0	0	0	45.2	31.6	65.1	52.3
14:00	15:00	66	0	59	0	7	0	0	0	0	0	0	0	0	0	0	0	0	1	0	3	7	16	18	11	8	1	0	1	0	0	0	0	0	46.6	24.1	72.5	55.0
15:00	16:00	75	0	71	0	4	0	0	0	0	0	0	0	0	0	0	0	0	0	0	2	6	21	22	8	11	5	0	0	0	0	0	0	0	47.8	31.7	63.9	56.4
16:00	17:00	96	0	82	0	14	0	0	0	0	0	0	0	0	0	0	0	0	0	0	5	12	24	24	20	6	4	1	0	0	0	0	0	0	46.7	30.1	69.8	53.2
17:00	18:00	117	0	99	0	18	0	0	0	0	0	0	0	0	0	0	0	0	0	1	5	11	26	26	28	11	6	2	0	1	0	0	0	0	48.2	26.1	75.6	55.8
18:00	19:00	132	0	125	0	7	0	0	0	0	0	0	0	0	0	0	0	0	0	0	3	13	37	43	22	11	3	0	0	0	0	0	0	0	47.1	33.7	62.0	54.0
19:00	20:00	100	0	94	0	6	0	0	0	0	0	0	0	0	0	0	0	0	0	0	9	10	27	24	17	8	4	0	1	0	0	0	0	0	46.0	30.7	74.3	53.7
20:00	21:00	69	0	64	0	5	0	0	0	0	0	0	0	0	0	0	0	0	0	1	3	8	23	16	10	3	2	1	0	2	0	0	0	0	46.5	29.1	77.6	53.9
21:00	22:00	57	0	52	1	4	0	0	0	0	0	0	0	0	0	0	0	0	0	0	2	6	12	14	10	7	2	3	0	0	1	0	0	0	48.7	30.7	80.0	56.9
22:00	23:00	40	0	38	0	2	0	0	0	0	0	0	0	0	0	0	0	0	0	0	0	7	14	13	3	3	0	0	0	0	0	0	0	0	45.2	35.4	57.9	50.3
23:00	00:00	26	0	24	0	2	0	0	0	0	0	0	0	0	0	0	0	0	0	0	2	4	7	6	3	2	1	1	0	0	0	0	0	0	45.9	32.1	66.1	55.2
07:00-19:00		**776**	**0**	**675**	**1**	**97**	**1**	**1**	**1**	**0**	**0**	**0**	**0**	**0**	**0**	**0**	**0**	**1**	**1**	**2**	**35**	**101**	**203**	**189**	**140**	**71**	**26**	**5**	**1**	**1**	**0**	**0**	**0**	**0**	**46.6**	**17.5**	**75.6**	**54.6**
06:00-22:00		**1006**	**0**	**887**	**2**	**114**	**1**	**1**	**1**	**0**	**0**	**0**	**0**	**0**	**0**	**0**	**0**	**1**	**1**	**3**	**50**	**125**	**267**	**244**	**177**	**89**	**34**	**9**	**2**	**3**	**1**	**0**	**0**	**0**	**46.7**	**17.5**	**80.0**	**54.6**
06:00-00:00		**1072**	**0**	**949**	**2**	**118**	**1**	**1**	**1**	**0**	**0**	**0**	**0**	**0**	**0**	**0**	**0**	**1**	**1**	**3**	**52**	**136**	**288**	**263**	**183**	**94**	**35**	**10**	**2**	**3**	**1**	**0**	**0**	**0**	**46.6**	**17.5**	**80.0**	**54.6**
00:00-00:00		**1086**	**0**	**962**	**2**	**119**	**1**	**1**	**1**	**0**	**0**	**0**	**0**	**0**	**0**	**0**	**0**	**1**	**1**	**3**	**53**	**136**	**290**	**269**	**185**	**96**	**36**	**10**	**2**	**3**	**1**	**0**	**0**	**0**	**46.6**	**17.5**	**80.0**	**54.6**
Date: 29 October 2019																																						
00:00	01:00	9	0	8	0	1	0	0	0	0	0	0	0	0	0	0	0	0	0	0	0	0	3	2	1	1	1	1	0	0	0	0	0	0	51.2	41.0	66.2	-
01:00	02:00	4	0	4	0	0	0	0	0	0	0	0	0	0	0	0	0	0	0	0	1	0	0	1	2	0	0	0	0	0	0	0	0	0	45.9	33.7	52.2	-
02:00	03:00	2	0	2	0	0	0	0	0	0	0	0	0	0	0	0	0	0	0	0	0	0	0	1	1	0	0	0	0	0	0	0	0	0	49.3	46.1	52.5	-
03:00	04:00	1	0	1	0	0	0	0	0	0	0	0	0	0	0	0	0	0	0	0	0	0	0	1	0	0	0	0	0	0	0	0	0	0	46.3	46.3	46.3	-
04:00	05:00	0	0	0	0	0	0	0	0	0	0	0	0	0	0	0	0	0	0	0	0	0	0	0	0	0	0	0	0	0	0	0	0	0	-	-	-	-
05:00	06:00	3	0	2	0	1	0	0	0	0	0	0	0	0	0	0	0	0	0	0	0	0	1	1	1	0	0	0	0	0	0	0	0	0	48.1	44.7	51.0	-
06:00	07:00	4	0	3	0	1	0	0	0	0	0	0	0	0	0	0	0	0	0	0	0	1	1	0	1	1	0	0	0	0	0	0	0	0	47.6	35.2	57.2	-
07:00	08:00	18	0	13	0	5	0	0	0	0	0	0	0	0	0	0	0	0	0	0	1	4	4	5	2	2	0	0	0	0	0	0	0	0	44.8	30.2	57.3	54.5
08:00	09:00	29	0	23	0	6	0	0	0	0	0	0	0	0	0	0	1	0	0	0	1	8	9	7	1	0	2	0	0	0	0	0	0	0	42.6	12.5	63.3	47.5
09:00	10:00	56	0	46	0	9	1	0	0	0	0	0	0	0	0	0	0	1	0	0	7	7	13	13	8	4	1	2	0	0	0	0	0	0	45.2	17.7	65.9	54.3
10:00	11:00	52	0	45	2	4	0	0	1	0	0	0	0	0	0	0	0	0	0	0	2	16	19	9	3	1	1	1	0	0	0	0	0	0	43.0	30.4	66.7	48.5
11:00	12:00	32	0	24	1	7	0	0	0	0	0	0	0	0	0	0	0	0	0	0	3	8	3	7	11	0	0	0	0	0	0	0	0	0	45.1	32.9	54.8	52.9
12:00	13:00	59	0	49	0	9	1	0	0	0	0	0	0	0	0	0	0	0	0	0	4	7	22	11	10	2	2	1	0	0	0	0	0	0	45.7	31.6	66.6	53.0
13:00	14:00	54	0	47	0	6	1	0	0	0	0	0	0	0	0	0	0	0	0	1	6	8	16	11	7	3	0	2	0	0	0	0	0	0	44.5	29.1	67.0	51.9
14:00	15:00	67	1	57	1	8	0	0	0	0	0	0	0	0	0	0	0	0	0	0	1	9	13	19	10	10	2	2	1	0	0	0	0	0	48.2	33.8	70.0	56.2
15:00	16:00	89	0	79	2	6	0	1	1	0	0	0	0	0	0	0	0	1	0	1	2	6	15	21	25	10	7	1	0	0	0	0	0	0	48.9	18.9	69.4	55.6

TIME		TOTAL	ARX VEHICLE CLASSIFICATIONS												SPEED BIN TOTALS																				SPEED STATISTICS			
			LIGHT			MEDIUM			HEAVY						0-5 mph	5-10mph	10-15mph	15-20mph	20-25mph	25-30mph	30-35mph	35-40mph	40-45mph	45-50mph	50-55mph	55-60mph	60-65mph	65-70mph	70-75mph	75-80mph	80-85mph	85-90mph	90-95mph	95-100mph	AVERAGE	MINIMUM	MAXIMUM	85th%ile
			1	2	3	4	5	6	7	8	9	10	11	12																								
Date: [illegible] October 2019																																						
16:00	17:00	91	0	78	0	13	0	0	0	0	0	0	0	0	0	0	0	0	0	1	4	13	21	26	9	12	4	1	0	0	0	0	0	0	46.7	27.4	69.4	56.2
17:00	18:00	116	0	105	0	11	0	0	0	0	0	0	0	0	0	0	0	0	0	0	1	10	30	37	26	9	2	1	0	0	0	0	0	0	47.5	34.6	65.9	53.2
18:00	19:00	114	0	106	0	8	0	0	0	0	0	0	0	0	0	0	0	0	0	1	7	11	20	42	20	6	4	3	0	0	0	0	0	0	46.8	29.1	69.4	53.0
19:00	20:00	114	0	109	0	5	0	0	0	0	0	0	0	0	0	0	0	0	0	1	1	16	38	27	19	8	2	1	1	0	0	0	0	0	46.2	28.7	73.3	53.1
20:00	21:00	65	0	56	0	9	0	0	0	0	0	0	0	0	0	0	0	0	0	1	6	9	14	17	11	3	2	1	0	1	0	0	0	0	46.0	25.9	75.3	54.0
21:00	22:00	61	0	57	0	4	0	0	0	0	0	0	0	0	0	0	0	0	0	0	4	8	8	15	14	7	4	1	0	0	0	0	0	0	48.0	30.6	68.1	56.7
22:00	23:00	44	0	41	0	3	0	0	0	0	0	0	0	0	0	0	0	0	0	0	1	7	9	13	12	1	1	0	0	0	0	0	0	0	46.4	32.2	61.4	52.8
23:00	00:00	24	0	21	0	3	0	0	0	0	0	0	0	0	0	0	0	0	0	0	0	3	6	4	6	2	2	0	1	0	0	0	0	0	48.9	36.2	72.7	59.9
07:00-19:00		**777**	**1**	**672**	**6**	**92**	**3**	**1**	**2**	**0**	**0**	**0**	**0**	**0**	**0**	**0**	**1**	**2**	**0**	**4**	**39**	**107**	**185**	**208**	**132**	**59**	**25**	**14**	**1**	**0**	**0**	**0**	**0**	**0**	**46.4**	**12.5**	**70.0**	**54.1**
06:00-22:00		**1021**	**1**	**897**	**6**	**111**	**3**	**1**	**2**	**0**	**0**	**0**	**0**	**0**	**0**	**0**	**1**	**2**	**0**	**6**	**50**	**141**	**246**	**267**	**177**	**78**	**33**	**17**	**2**	**1**	**0**	**0**	**0**	**0**	**46.4**	**12.5**	**75.3**	**54.1**
06:00-00:00		**1089**	**1**	**959**	**6**	**117**	**3**	**1**	**2**	**0**	**0**	**0**	**0**	**0**	**0**	**0**	**1**	**2**	**0**	**6**	**51**	**151**	**261**	**284**	**195**	**81**	**36**	**17**	**3**	**1**	**0**	**0**	**0**	**0**	**46.5**	**12.5**	**75.3**	**54.1**
00:00-00:00		**1108**	**1**	**976**	**6**	**119**	**3**	**1**	**2**	**0**	**0**	**0**	**0**	**0**	**0**	**0**	**1**	**2**	**0**	**6**	**52**	**151**	**265**	**290**	**200**	**82**	**37**	**18**	**3**	**1**	**0**	**0**	**0**	**0**	**46.5**	**12.5**	**75.3**	**54.1**
Date: 30 October 2019																																						
00:00	01:00	8	0	7	0	1	0	0	0	0	0	0	0	0	0	0	0	0	0	0	1	1	1	4	1	0	0	0	0	0	0	0	0	0	43.5	34.4	50.0	-
01:00	02:00	1	0	1	0	0	0	0	0	0	0	0	0	0	0	0	0	0	0	0	0	1	0	0	0	0	0	0	0	0	0	0	0	0	39.1	39.1	39.1	-
02:00	03:00	1	0	1	0	0	0	0	0	0	0	0	0	0	0	0	0	0	0	0	0	1	0	0	0	0	0	0	0	0	0	0	0	0	38.2	38.2	38.2	-
03:00	04:00	1	0	1	0	0	0	0	0	0	0	0	0	0	0	0	0	0	0	0	0	1	0	0	0	0	0	0	0	0	0	0	0	0	37.6	37.6	37.6	-
04:00	05:00	0	0	0	0	0	0	0	0	0	0	0	0	0	0	0	0	0	0	0	0	0	0	0	0	0	0	0	0	0	0	0	0	0	-	-	-	-
05:00	06:00	4	0	3	0	1	0	0	0	0	0	0	0	0	0	0	0	0	0	0	0	0	0	2	0	2	0	0	0	0	0	0	0	0	52.6	47.9	58.2	-
06:00	07:00	3	0	3	0	0	0	0	0	0	0	0	0	0	0	0	0	0	0	0	0	0	2	1	0	0	0	0	0	0	0	0	0	0	43.6	40.7	48.9	-
07:00	08:00	16	0	10	0	5	0	1	0	0	0	0	0	0	0	0	0	0	0	2	2	3	5	2	1	1	0	0	0	0	0	0	0	0	41.2	27.4	57.5	52.0
08:00	09:00	31	1	22	0	8	0	0	0	0	0	0	0	0	0	0	0	0	0	1	3	10	7	5	3	0	1	1	0	0	0	0	0	0	42.6	25.2	65.7	51.3
09:00	10:00	49	0	39	1	8	0	0	0	1	0	0	0	0	0	0	0	0	0	0	2	7	13	14	8	3	2	0	0	0	0	0	0	0	46.3	33.1	63.4	51.6
10:00	11:00	44	0	36	0	8	0	0	0	0	0	0	0	0	0	0	0	0	1	1	3	11	10	10	4	4	0	0	0	0	0	0	0	0	43.3	22.5	58.7	50.7
11:00	12:00	46	0	39	1	6	0	0	0	0	0	0	0	0	0	0	0	0	0	1	2	5	9	14	10	4	1	0	0	0	0	0	0	0	46.6	26.2	61.7	54.3
12:00	13:00	55	1	45	0	9	0	0	0	0	0	0	0	0	0	0	0	1	0	2	4	8	8	12	8	9	3	0	0	0	0	0	0	0	45.9	15.4	63.7	56.7
13:00	14:00	71	0	62	0	8	1	0	0	0	0	0	0	0	0	0	0	2	0	0	4	14	17	12	15	5	0	1	1	0	0	0	0	0	44.9	15.1	71.2	53.5
14:00	15:00	61	0	54	0	7	0	0	0	0	0	0	0	0	0	0	0	0	0	1	8	5	11	20	11	5	0	0	0	0	0	0	0	0	45.5	26.7	59.5	53.9
15:00	16:00	85	0	78	0	7	0	0	0	0	0	0	0	0	0	0	0	1	1	2	4	7	18	29	13	7	2	1	0	0	0	0	0	0	46.1	19.6	66.4	54.1
16:00	17:00	99	1	80	1	17	0	0	0	0	0	0	0	0	0	0	0	1	0	0	5	11	28	28	17	4	4	0	0	0	0	1	0	0	46.5	18.6	88.3	53.6
17:00	18:00	111	0	100	0	11	0	0	0	0	0	0	0	0	0	0	0	0	0	0	0	16	29	30	20	9	5	1	0	0	1	0	0	0	47.7	35.2	80.1	54.7
18:00	19:00	119	0	112	0	6	0	1	0	0	0	0	0	0	0	0	0	0	0	3	5	12	33	33	17	10	6	0	0	0	0	0	0	0	46.4	27.3	64.9	54.7
19:00	20:00	111	0	102	0	9	0	0	0	0	0	0	0	0	0	0	0	0	0	0	5	14	32	26	18	11	3	2	0	0	0	0	0	0	46.7	31.0	67.0	54.4
20:00	21:00	70	0	65	0	5	0	0	0	0	0	0	0	0	0	0	0	0	0	1	5	17	13	18	9	2	2	3	0	0	0	0	0	0	45.0	29.4	69.6	52.6
21:00	22:00	50	0	46	0	4	0	0	0	0	0	0	0	0	0	0	0	0	0	3	1	10	13	14	5	2	2	0	0	0	0	0	0	0	44.1	28.0	61.8	51.6
22:00	23:00	33	0	29	0	4	0	0	0	0	0	0	0	0	0	0	0	0	0	0	1	1	8	4	10	6	0	2	0	1	0	0	0	0	50.7	33.6	76.7	58.7
23:00	00:00	32	0	31	0	1	0	0	0	0	0	0	0	0	0	0	0	0	0	0	1	3	3	14	7	2	1	1	0	0	0	0	0	0	48.5	34.6	67.4	54.5
07:00-19:00		**787**	**3**	**677**	**3**	**100**	**1**	**2**	**0**	**1**	**0**	**0**	**0**	**0**	**0**	**0**	**0**	**5**	**2**	**13**	**42**	**109**	**188**	**209**	**127**	**61**	**24**	**4**	**1**	**0**	**1**	**1**	**0**	**0**	**45.9**	**15.1**	**88.3**	**54.1**
06:00-22:00		**1021**	**3**	**893**	**3**	**118**	**1**	**2**	**0**	**1**	**0**	**0**	**0**	**0**	**0**	**0**	**0**	**5**	**2**	**17**	**53**	**150**	**248**	**268**	**159**	**76**	**31**	**9**	**1**	**0**	**1**	**1**	**0**	**0**	**45.8**	**15.1**	**88.3**	**53.9**
06:00-00:00		**1086**	**3**	**953**	**3**	**123**	**1**	**2**	**0**	**1**	**0**	**0**	**0**	**0**	**0**	**0**	**0**	**5**	**2**	**17**	**55**	**154**	**259**	**286**	**176**	**84**	**32**	**12**	**1**	**1**	**1**	**1**	**0**	**0**	**46.1**	**15.1**	**88.3**	**54.1**
00:00-00:00		**1101**	**3**	**966**	**3**	**125**	**1**	**2**	**0**	**1**	**0**	**0**	**0**	**0**	**0**	**0**	**0**	**5**	**2**	**17**	**56**	**158**	**260**	**292**	**177**	**86**	**32**	**12**	**1**	**1**	**1**	**1**	**0**	**0**	**46.0**	**15.1**	**88.3**	**54.1**
Date: 31 October 2019																																						
00:00	01:00	8	0	7	0	1	0	0	0	0	0	0	0	0	0	0	0	0	0	0	0	2	2	3	1	0	0	0	0	0	0	0	0	0	42.9	35.1	50.2	-
01:00	02:00	5	0	5	0	0	0	0	0	0	0	0	0	0	0	0	0	0	0	0	0	0	2	1	1	1	0	0	0	0	0	0	0	0	47.0	40.4	57.2	-
02:00	03:00	2	0	2	0	0	0	0	0	0	0	0	0	0	0	0	0	0	0	0	0	1	1	0	0	0	0	0	0	0	0	0	0	0	41.7	39.4	43.9	-
03:00	04:00	3	0	3	0	0	0	0	0	0	0	0	0	0	0	0	0	0	0	0	0	0	2	1	0	0	0	0	0	0	0	0	0	0	44.1	43.1	45.1	-
04:00	05:00	1	0	1	0	0	0	0	0	0	0	0	0	0	0	0	0	0	0	0	0	0	1	0	0	0	0	0	0	0	0	0	0	0	44.5	44.5	44.5	-
05:00	06:00	3	0	2	0	1	0	0	0	0	0	0	0	0	0	0	0	0	0	0	0	0	1	0	1	0	1	0	0	0	0	0	0	0	52.1	42.3	62.3	-
06:00	07:00	5	0	4	0	1	0	0	0	0	0	0	0	0	0	0	0	0	0	0	2	0	0	1	1	0	1	0	0	0	0	0	0	0	45.1	31.0	63.2	-
07:00	08:00	17	0	10	0	7	0	0	0	0	0	0	0	0	0	0	0	0	0	0	0	1	9	5	1	1	0	0	0	0	0	0	0	0	45.1	35.4	58.8	49.4
08:00	09:00	22	0	16	0	6	0	0	0	0	0	0	0	0	0	0	0	0	0	0	1	3	5	5	4	2	2	0	0	0	0	0	0	0	47.5	31.6	64.0	56.8
09:00	10:00	49	0	40	0	9	0	0	0	0	0	0	0	0	0	0	0	0	0	0	3	7	16	14	5	3	1	0	0	0	0	0	0	0	45.1	34.1	60.2	53.1
10:00	11:00	56	0	52	0	4	0	0	0	0	0	0	0	0	0	0	0	0	0	0	3	7	14	19	6	3	3	0	0	0	1	0	0	0	46.7	33.5	84.2	52.6
11:00	12:00	53	1	45	1	6	0	0	0	0	0	0	0	0	0	0	0	1	0	0	0	4	19	15	9	2	2	0	1	0	0	0	0	0	46.5	18.1	74.9	51.4
12:00	13:00	48	0	35	0	12	0	1	0	0	0	0	0	0	0	0	0	0	0	0	1	7	12	11	8	5	4	0	0	0	0	0	0	0	47.7	32.9	64.2	56.4
13:00	14:00	57	0	51	0	6	0	0	0	0	0	0	0	0	0	0	0	0	0	0	1	12	10	13	15	4	0	1	1	0	0	0	0	0	47.4	34.0	72.3	54.5
14:00	15:00	82	0	76	1	5	0	0	0	0	0	0	0	0	0	0	0	0	0	0	0	15	21	19	15	7	4	0	1	0	0	0	0	0	47.2	35.7	70.7	55.3
15:00	16:00	90	0	79	0	11	0	0	0	0	0	0	0	0	0	0	0	0	0	0	4	2	15	29	27	10	3	0	0	0	0	0	0	0	49.0	33.0	64.7	54.8
16:00	17:00	95	0	82	0	12	1	0	0	0	0	0	0	0	0	0	0	0	0	0	3	16	25	24	13	9	1	4	0	0	0	0	0	0	46.8	30.9	69.2	54.8
17:00	18:00	102	0	87	0	15	0	0	0	0	0	0	0	0	0	0	0	0	0	0	0	11	22	23	35	7	4	0	0	0	0	0	0	0	48.3	35.6	64.4	54.5
18:00	19:00	116	0	107	0	9	0	0	0	0	0	0	0	0	0	0	0	0	0	2	4	9	16	29	30	18	6	1	0	1	0	0	0	0	49.0	28.5	76.8	56.9
19:00	20:00	96	0	89	0	7	0	0	0	0	0	0	0	0	0	0	0	0	0	6	5	13	36	24	6	5	1	0	0	0	0	0	0	0	43.4	27.2	60.6	49.7
20:00	21:00	89	0	81	0	8	0	0	0	0	0	0	0	0	0	0	0	0	0	1	7	12	16	21	21	5	3	2	0	1	0	0	0	0	46.8	29.3	78.4	54.3
21:00	22:00	66	0	63	0	3	0	0	0	0	0	0	0	0	0	0	0	0	0	0	3	11	14	19	11	6	1	1	0	0	0	0	0	0	46.1	32.4	67.3	53.2
22:00	23:00	46	0	44	0	2	0	0	0	0	0	0	0	0	0	0	0	0	0	0	0	2	9	17	12	4	2	0	0	0	0	0	0	0	49.1	35.4	63.3	54.9
23:00	00:00	28	0	24	0	4	0	0	0	0	0	0	0	0	0	0	0	0	0	0	3	5	2	8	4	4	2	0	0	0	0	0	0	0	46.6	31.2	64.2	58.3
07:00-19:00		**787**	**1**	**680**	**2**	**102**	**1**	**1**	**0**	**0**	**0**	**0**	**0**	**0**	**0**	**0**	**0**	**1**	**0**	**2**	**20**	**94**	**184**	**206**	**168**	**71**	**30**	**6**	**3**	**1**	**1**	**0**	**0**	**0**	**47.6**	**18.1**	**84.2**	**54.6**
06:00-22:00		**1043**	**1**	**917**	**2**	**121**	**1**	**1**	**0**	**0**	**0**	**0**	**0**	**0**	**0**	**0**	**0**	**1**	**0**	**9**	**37**	**130**	**250**	**271**	**207**	**87**	**36**	**9**	**3**	**2**	**1**	**0**	**0**	**0**	**47.0**	**18.1**	**84.2**	**54.3**
06:00-00:00		**1117**	**1**	**985**	**2**	**127**	**1**	**1**	**0**	**0**	**0**	**0**	**0**	**0**	**0**	**0**	**0**	**1**	**0**	**9**	**40**	**137**	**261**	**296**	**223**	**95**	**40**	**9**	**3**	**2**	**1**	**0**	**0**	**0**	**47.1**	**18.1**	**84.2**	**54.5**
00:00-00:00		**1139**	**1**	**1005**	**2**	**129**	**1**	**1**	**0**	**0**	**0**	**0**	**0**	**0**	**0**	**0**	**0**	**1**	**0**	**9**	**40**	**140**	**270**	**301**	**226**	**96**	**41**	**9**	**3**	**2**	**1**	**0**	**0**	**0**	**47.1**	**18.1**	**84.2**	**54.4**
Date: 01 November 2019																																						
00:00	01:00	9	0	8	0	1	0	0	0	0	0	0	0	0	0	0	0	0	0	2	0	2	1	3	1	0	0	0	0	0	0	0	0	0	41.4	25.1	50.3	-
01:00	02:00	7	0	7	0	0	0	0	0	0	0	0	0	0	0	0	0	0	0	0	2	0	1	2	1	1	0	0	0	0	0	0	0	0	44.0	32.8	55.3	-
02:00	03:00	4	0	4	0	0	0	0	0	0	0	0	0	0	0	0	0	0	0	0	1	0	2	0	1	0	0	0	0	0	0	0	0	0	43.0	33.7	53.7	-
03:00	04:00	2	0	2	0	0	0	0	0	0	0	0	0	0	0	0	0	0	0	0	0	0	2	0	0	0	0	0	0	0	0	0	0	0	41.0	40.5	41.5	-
04:00	05:00	0	0	0	0	0	0	0	0	0	0	0	0	0	0	0	0	0	0	0	0	0	0	0	0	0	0	0	0	0	0	0	0	0	-	-	-	-
05:00	06:00	5	0	4	0	1	0	0	0	0	0	0	0	0	0	0	0	0	0	0	0	0	3	1	1	0	0	0	0	0	0	0	0	0	45.6	40.5	54.5	-
06:00	07:00	6	0	5	0	1	0	0	0	0	0	0	0	0	0	0	0	0	0	0	1	2	2	0	1	0	0	0	0	0	0	0	0	0	40.9	30.7	53.1	-
07:00	08:00	17	0	12	0	5	0	0	0	0	0	0	0	0	0	0	0	0	0	1	4	1	6	3	0	2	0	0	0	0	0	0	0	0	41.8	29.9	56.9	50.1
08:00	09:00	20	0	14	0	6	0	0	0	0	0	0	0	0	0	0	0	0	0	0	2	5	4	3	3	3	0	0	0	0	0	0	0	0	44.9	32.9	58.8	55.4
09:00	10:00	56	0	44	0	12	0	0	0	0	0	0	0	0	0	0	0	0	0	1	3	9	10	14	12	6	1	0	0	0	0	0	0	0	46.2	29.4	61.5	54.4
10:00	11:00	45	0	38	0	7	0	0	0	0	0	0	0	0	0	0	0	0	0	0	2	7	8	14	9	4	1	0	0	0	0	0	0	0	46.6	32.8	61.0	54.3
11:00	12:00	44	0	35	0	8	1	0	0	0	0	0	0	0	0	0	0	1	0	1	5	8	11	10	5	2	1	0	0	0	0	0	0	0	43.0	17.3	61.2	51.9
12:00	13:00	54	0	42	0	11	0	0	0	1	0	0	0	0	0	0	0	1	0	2	1	8	15	15	6	3	2	0	1	0	0	0	0	0	45.4	19.6	71.6	53.5
13:00	14:00	64	0	55	1	8	0	0	0	0	0	0	0	0	0	0	0	0	0	0	3	4	15	16	19	3	3	0	1	0	0	0	0	0	47.9	30.9	71.5	54.8
14:00	15:00	97	0	83	0	14	0	0	0	0	0	0	0	0	0	0	0	0	0	1	2	21	29	16	19	6	1	0	1	0	1	0	0	0	45.7	29.1	80.0	53.2
15:00	16:00	94	0	85	0	9	0	0	0	0	0	0	0	0	0	0	1	0	0	0	2	10	21	21	20	14	4	1	0	0	0	0	0	0	48.0	14.8	67.6	56.4
16:00	17:00	105	0	89	0	16	0	0	0	0	0	0	0	0	0	0	0	0	0	0	5	15	25	27	16	13	1	1	0	2	0	0	0	0	46.9	30.5	78.1	56.1
17:00	18:00	125	0	112	0	13	0	0	0	0	0	0	0	0	0	0	0	0	0	0	2	9	39	33	25	14	2	1	0	0	0	0	0	0	47.6	31.4	68.3	54.5
18:00	19:00	119	0	114	0	5	0	0	0	0	0	0	0	0	0	0	0	0	0	4	5	22	25	33	20	9	1	0	0	0	0	0	0	0	45.1	26.2	60.6	53.2
19:00	20:00	83	0	74	0	9	0	0	0	0	0	0	0	0	0	0	0	0	0	1	4	11	31	16	11	7	2	0	0	0	0	0	0	0	45.3	27.9	64.0	53.4
20:00	21:00	76	0	72	0	4	0	0	0	0	0	0	0	0	0	0	0	0	2	3	6	15	11	16	15	5	3	0	0	0	0	0	0	0	44.5	23.7	64.7	52.7
21:00	22:00	47	0	45	0	2	0	0	0	0	0	0	0	0	0	0	0	0	0	0	2	4	10	17	6	7	0	0	1	0	0	0	0	0	47.5	32.4	73.7	56.1
22:00	23:00	40	0	36	0	3	0	0	0	0	0	1	0	0	0	0	0	0	0	0	5	2	10	11	4	4	3	0	1	0	0	0	0	0	47.0	30.3	74.4	58.9
23:00	00:00	30	0	28	0	2	0	0	0	0	0	0	0	0	0	0	0	0	0	3	4	5	7	10	0	0	1	0	0	0	0	0	0	0	41.4	27.8	61.2	49.1
07:00-19:00		**840**	**0**	**723**	**1**	**114**	**1**	**0**	**0**	**1**	**0**	**0**	**0**	**0**	**0**	**0**	**1**	**2**	**0**	**10**	**36**	**119**	**208**	**205**	**154**	**79**	**17**	**3**	**3**	**2**	**1**	**0**	**0**	**0**	**46.3**	**14.8**	**80.0**	**54.1**
06:00-22:00		**1052**	**0**	**919**	**1**	**130**	**1**	**0**	**0**	**1**	**0**	**0**	**0**	**0**	**0**	**0**	**1**	**2**	**2**	**14**	**49**	**151**	**262**	**254**	**187**	**98**	**22**	**3**	**4**	**2**	**1**	**0**	**0**	**0**	**46.1**	**14.8**	**80.0**	**54.0**
06:00-00:00		**1122**	**0**	**983**	**1**	**135**	**1**	**0**	**0**	**1**	**0**	**1**	**0**	**0**	**0**	**0**	**1**	**2**	**2**	**17**	**58**	**158**	**279**	**275**	**191**	**102**	**26**	**3**	**5**	**2**	**1**	**0**	**0**	**0**	**46.0**	**14.8**	**80.0**	**53.9**
00:00-00:00		**1149**	**0**	**1008**	**1**	**137**	**1**	**0**	**0**	**1**	**0**	**1**	**0**	**0**	**0**	**0**	**1**	**2**	**2**	**19**	**61**	**160**	**288**	**281**	**195**	**103**	**26**	**3**	**5**	**2**	**1**	**0**	**0**	**0**	**45.9**	**14.8**	**80.0**	**53.9**
5 day (Weekday) Average																																						
07:00-19:00		**793**	**1**	**685**	**3**	**101**	**1**	**1**	**1**	**0**	**0**	**0**	**0**	**0**	**0**	**0**	**0**	**2**	**1**	**6**	**34**	**106**	**194**	**203**	**144**	**68**	**24**	**6**	**2**	**1**	**1**	**0**	**0**	**0**	**46.6**	**15.6**	**79.6**	**54.3**
06:00-22:00		**1029**	**1**	**903**	**3**	**119**	**1**	**1**	**1**	**0**	**0**	**0**	**0**	**0**	**0**	**0**	**0**	**2**	**1**	**10**	**48**	**139**	**255**	**261**	**181**	**86**	**31**	**9**	**2**	**2**	**1**	**0**	**0**	**0**	**46.4**	**15.6**	**81.6**	**54.2**
06:00-00:00		**1097**	**1**	**966**	**3**	**124**	**1**	**1**	**1**	**0**	**0**	**0**	**0**	**0**	**0**	**0**	**0**	**2**	**1**	**10**	**51**	**147**	**270**	**281**	**194**	**91**	**34**	**10**	**3**	**2**	**1**	**0**	**0**	**0**	**46.5**	**15.6**	**81.6**	**54.2**
00:00-00:00		**1117**	**1**	**983**	**3**	**126**	**1**	**1**	**1**	**0**	**0**	**0**	**0**	**0**	**0**	**0**	**0**	**2**	**1**	**11**	**52**	**149**	**275**	**287**	**197**	**93**	**34**	**10**	**3**	**2**	**1**	**0**	**0**	**0**	**46.4**	**15.6**	**81.6**	**54.2**
7 day (Weekly) Average																																						
07:00-19:00		**754**	**1**	**664**	**2**	**84**	**1**	**1**	**0**	**0**	**0**	**0**	**0**	**0**	**0**	**0**	**0**	**2**	**1**	**5**	**30**	**91**	**173**	**200**	**140**	**74**	**26**	**7**	**2**	**1**	**1**	**0**	**0**	**0**	**47.2**	**16.8**	**81.1**	**55.0**
06:00-22:00		**966**	**1**	**860**	**3**	**99**	**1**	**1**	**0**	**0**	**0**	**0**	**0**	**0**	**0**	**0**	**0**	**2**	**1**	**8**	**42**	**121**	**227**	**254**	**174**	**90**	**32**	**10**	**3**	**1**	**1**	**0**	**0**	**0**	**46.9**	**16.8**	**82.5**	**54.8**
06:00-00:00		**1028**	**1**	**918**	**3**	**104**	**1**	**1**	**0**	**0**	**0**	**0**	**0**	**0**	**0**	**0**	**0**	**2**	**1**	**8**	**45**	**128**	**241**	**272**	**185**	**95**	**34**	**11**	**3**	**1**	**1**	**0**	**0**	**0**	**46.9**	**16.8**	**82.5**	**54.8**
00:00-00:00		**1051**	**1**	**939**	**3**	**106**	**1**	**1**	**0**	**0**	**0**	**0**	**0**	**0**	**0**	**0**	**0**	**2**	**1**	**9**	**47**	**130**	**246**	**278**	**189**	**97**	**35**	**11**	**3**	**1**	**1**	**0**	**0**	**0**	**46.9**	**16.8**	**82.5**	**54.8**