

## Participatory Budgeting – Update for Cambuslang and Rutherglen Area Committee November 2021

<b>Service Area</b>	Education	<b>Lead Officer</b>	Laura Mitchell
---------------------	-----------	---------------------	----------------

### Stage 1 : Pre Consultation :

- What are we asking the public for their view on (what service is it / description etc)?
- How much funding are we asking about?
- Who are we asking,
- How are we doing this ?
- When are we doing this ?
- When will we report back ?

### Progress update since last Area Committee:

#### **Participatory Budget Allocation**

As reported at the last area committee meeting, schools within the Cambuslang and Rutherglen Area have allocated £127,352.78 of their £1.470m PEF Allocation for participatory budgeting (PB). Appendix 1 shows a breakdown of this for each of the learning communities. Appendix 2 summarises the percentage of PEF allocation that schools have allocated for participatory budgeting – 81% of schools have allocated the minimum 5% of their PEF budget, whilst 19% of schools have allocated more than this. A further school-by-school breakdown is outlined in Appendix 3.

#### **Reported Outcome**

Schools have undertaken a rigorous consultation process with stakeholders led by a Participatory Budgeting Stakeholder Group in each school. Some examples of how stakeholder ideas have been collected by schools are: outdoor parent coffee sessions; Google Forms; use of electronic programmes like Jamboard to create post-it note boards of pupil ideas; and paper mind maps of ideas.

Schools then engaged stakeholders in the voting process. Electronic and paper-based voting, as well as more hands-on options, were used by establishments based on their own intelligence in meeting the needs of their stakeholders. Appendix 3 outlines the outcome of the vote for each school. Appendix 4 outlines the distribution of votes by stakeholders across the Cambuslang and Rutherglen area. Appendix 5 includes Newton Farm Primary School data, which was requested at the last area committee.

#### **Next Steps**

Schools are now progressing with their spend, to ensure the minimum 5% is spent in full by end of March 2022. The central Equity Team is available to help schools navigate any challenges they face to ensure a full spend before the end of the financial year. Some schools have communicated that the PB Stakeholder Group in their school will continue to lead this across the school, further consulting with stakeholders on the detail of the proposed spend. The Equity Team is currently gathering specific school examples of good practice, which will be collated into case studies. These will be shared at future Area Committee meetings.

### Stage 2 : Post Consultation

- The outcome of the PB activity
- What happens next ?
- Further reporting requirements (eg required Committee approval)

Following the voting process, Education Resources will provide Area Committees with the following:

- Summary Report of each school's PB outcome (available late October/early November) and Local Authority and Area analysis report
- Regular updates and reports at Area Committee meetings including case studies focussed on impact/success (ongoing)
- Local Authority Financial Report on how PEF money allocated for PB has been spent (May/June 2022)

Education Resources will support schools with the implementation of PB and monitor and track the impact. Findings will inform any future PB activity within Education Resources.

Regular PB Updates and the highlighting of good practice will be communicated to schools via the PB and Equity Teams Pages and through our @SLCTwitter handle.

# Total PB Spend


**£127,352.78 (9%)**

**Split amongst learning communities:**

Cathkin = £47,915.24 (38%)

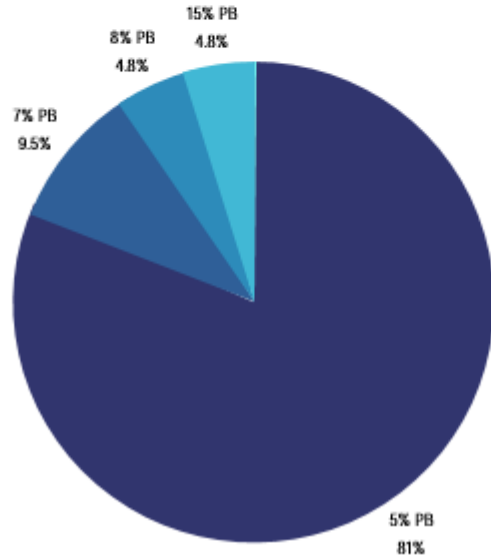
Stonelaw = £47,316.64 (37%)

Trinity = £32,120.90 (25%)

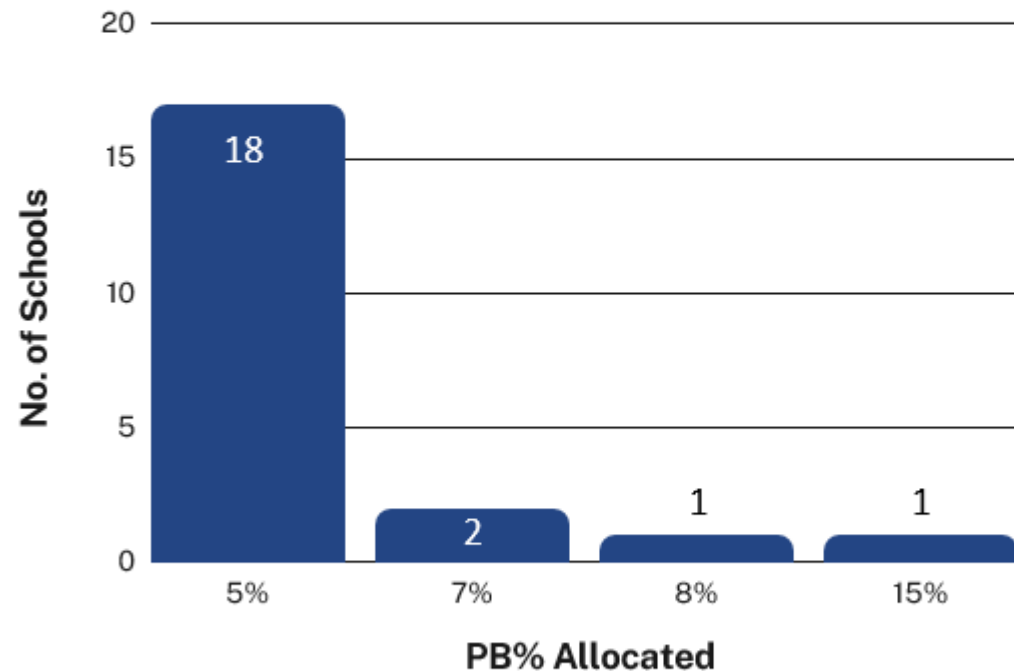


# PB in the Cambuslang/ Rutherglen Area

% of Schools Who Allocated:  
(PB%)



Number of Schools Who Allocated:



## A Further Breakdown Cathkin L.C.

School	Total PB Spend	PB % of PEF	Approach
Cairns Primary	£7,960.75	5%	Family learning hub
Cathkin Primary	£10,454.64	7%	Curricular visits
Hallside Primary	£7,037.85	15%	Outdoor resources
Loch Primary	£6,199.50	5%	HWB resources
West Coats Primary	£2,465.70	5%	Extra-curricular resources
Rutherglen HS	£3,381.55	5%	HWB resources
Cathkin High School	£10,415.25	5%	Water fountain and HWB/Library resources

**Total PB Spend = £47,915.27**

**Average PB % = 7%**

# A Further Breakdown Stonelaw L.C.

School	Total PB Spend	PB % of PEF	Approach
Bankhead Primary	£6,199.50	5%	HWB resources
Burgh Primary	£5,635.90	5%	Extra-curricular clubs
Burnside Primary	£1,902.10	5%	HWB resources
Calderwood PS	£5,635.92	8%	Outdoor learning
James Aiton Primary	£3,240.65	5%	Outdoor school event
Spittal Primary	£3,663.35	5%	Extra-curricular clubs
Park View Primary	£3,452.00	5%	Curricular visits/transport
Stonelaw High School	£17,587.22	7%	HWB/Outdoor Learning resources

**Total PB Spend = £47,316.64**

**Average PB % = 6%**



# A Further Breakdown Trinity L.C.

School	Total PB Spend	PB % of PEF	Approach
St. Anthony's Primary	£2,789.80	5%	Extra-curricular clubs
St. Bride's Primary	£3,381.55	5%	Sport resources
St. Cadoc's Primary	£2,395.25	5%	Outdoor resources
St. Charles Primary	£3,804.25	5%	Extra-curricular clubs
St. Columbkille's Primary	£3,945.15	5%	Outdoor resources
St. Mark's Primary	£2,820.00	5%	Curricular visits
Trinity High	£12,984.90	5%	HWB resources

**Total PB Spend = £32,120.90**

**Average PB % = 5%**

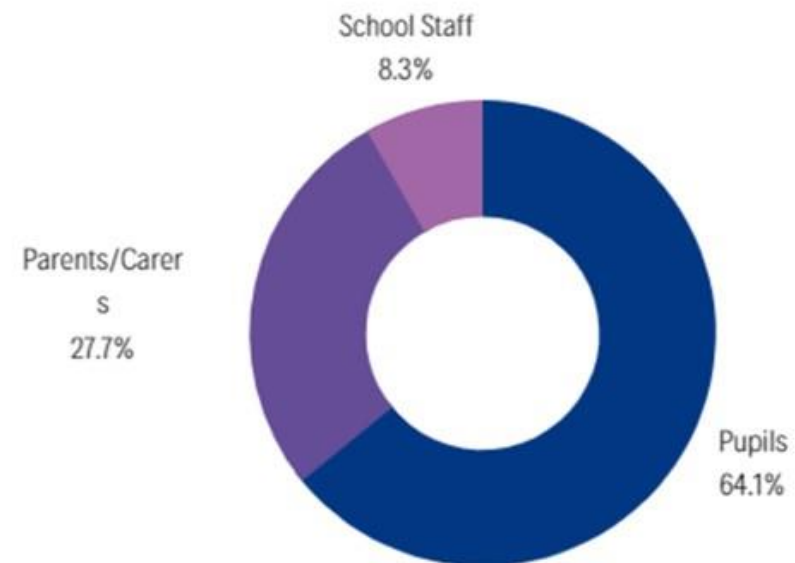
# The Vote

SOUTH  
LANARKSHIRE  
COUNCIL

**Average % of Pupils who voted – 65%**

**Average % of Staff who voted – 61%**

**Percentage Split of votes:**



**Number of pupils who voted – 3,521**

**Number of parents who voted – 1,520**

**Number of staff who voted – 454**



Appendix 5:

School	Total PB Spend	PB % of PEF	Approach
Newton Farm Primary	£3,452	5%	Extra-curricular Clubs