

Quality indicators help schools, education authorities and inspectors to judge what is good and what needs to be improved in the work of the school. You can find these quality indicators in the publication *How good is our school?*¹. Quality indicators for the nursery class can be found in the publication *Child at the Centre*². Following the inspection of each school, the Scottish Government gathers evaluations of three important quality indicators to keep track of how well all Scottish schools are doing.

The Care Inspectorate publishes quality grades to inform people and the Scottish Government about the quality of care services. Awarding grades at inspections is aimed at encouraging providers to identify and address areas for improvement. The Care Inspectorate also uses the grades to ensure its inspection activity is targeted and proportionate. The grades at inspection are awarded against four quality themes, details of which can be found on the Care Inspectorate website.

Here are Education Scotland's evaluations for Forth Primary School.

| | |
|------------------------------------|---------------------|
| Improvements in performance | satisfactory |
| Learners' experiences | satisfactory |
| Meeting learning needs | satisfactory |

Nursery class

| | |
|------------------------------------|---------------------|
| Improvements in performance | weak |
| Children's experiences | satisfactory |
| Meeting learning needs | satisfactory |

We also evaluated the following aspects of the work of the school and nursery class.

| | |
|--|-------------|
| The curriculum | weak |
| Improvement through self-evaluation | weak |

Here are the Care Inspectorate's gradings for the nursery class.

| | |
|---|-----------------|
| Quality of care and support | good |
| Quality of environment | good |
| Quality of staffing | good |
| Quality of management and leadership | adequate |

¹ *How good is our school? The Journey to Excellence: part 3*, HM Inspectorate of Education, 2007, http://www.educationscotland.gov.uk/Images/HowgoodisourschoolJtEpart3_tcm4-684258.pdf

² *The Child at the Centre (2), Self-Evaluation in the early years*, HM Inspectorate of Education, 2007, http://www.educationscotland.gov.uk/inspectionandreview/Images/catcseey_tcm4-712692.pdf

Please note that the term "adequate" in these documents has been replaced with "satisfactory".

Nursery class

During the previous Care Inspectorate inspection, the nursery school had one recommendation. From this, one recommendation has been partially addressed. Outstanding issues relating to the recommendation are carried forward in this inspection. As a result of this inspection, there is one requirement and four recommendations.

Requirement

The nursery must, after consultation with each service user's parent or carer, introduce personal plans for each child in their care. These should show how the children's health, welfare and safety needs are to be met and must be reviewed at least once every six months.

This is in order to comply with regulation 5 of The Social Care and Social Work Improvement Scotland (Requirements for Care Services) Regulations 2011 (Scottish Statutory Instrument 2011 No. 210). Timescale within 28 days of the date a child starts using the service.

Recommendations

1: The manager and staff should complete records relating to the administration of medication in accordance with the advice contained in the good practice document 'The Management of Medication in Daycare and Childminding Services'. National Care Standards for Early Education and Childcare up to the age of 16: Standard 3.6 Health and wellbeing.

2: The nursery should provide appropriate resources in line with current guidance Infection prevention and control in childcare settings. National Care Standards for Early Education and Childcare up to age 16: Standard 3 Health and wellbeing.

3: The manager should develop a robust system for monitoring and evaluating the nursery provision. National Care Standards for Early Education and Childcare up to the age of 16: Standard 14 Well managed service.

4: The manager should ensure that the service uses robust quality assurance systems to enable them to measure and evaluate the quality of their service. National Care Standards for Early Education and Childcare up to the age of 16: Standard 14 Well managed service.

A notification from the Care Inspectorate will be sent to the Provider to complete an action plan to address the Requirements and Recommendations made as a result of this inspection.

A copy of the full letter is available on the Education Scotland and Care Inspectorate websites at

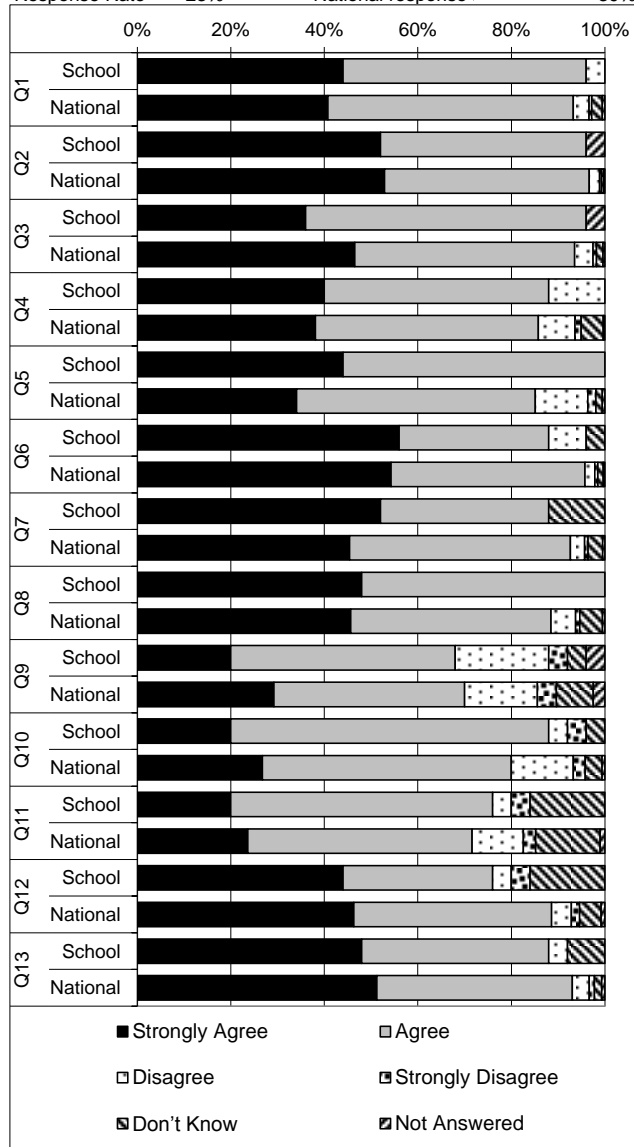
<http://www.educationscotland.gov.uk/inspectionandreview/reports/school/primsec/FoRthPrimarySchoolSouthLanarkshire.asp> and

http://www.careinspectorate.com/index.php?option=com_content&view=article&id=7644&Itemid=489

A sample of parents, children and young people, and all members of staff were invited to give their views of the school using a pre-inspection questionnaire. Their views informed the inspection process, including the nature of discussions in a number of meetings. Strengths and issues identified were explored by the inspection team, and the findings are included in the inspection report. The following information gives the statistical detail from those that returned questionnaires.

Parent Questionnaire Summary

Centre Name Forth Primary School
 SEED Number 8547726
 Quest. Issued 107
 Quest. Input 25
 Response Rate 23% National response 39%



| | | Percentage % | | | | | | | |
|-----|----------|----------------|-------|----------|-------------------|------------|--------------|------------------------|------------------------------|
| | | Strongly Agree | Agree | Disagree | Strongly Disagree | Don't Know | Not Answered | Strongly Agree & Agree | Disagree & Strongly Disagree |
| Q1 | School | 44% | 52% | 4% | 0% | 0% | 0% | 96% | 4% |
| Q1 | National | 52% | 44% | 0% | 0% | 0% | 4% | 96% | 0% |
| Q2 | School | 36% | 60% | 0% | 0% | 0% | 4% | 96% | 0% |
| Q2 | National | 40% | 48% | 12% | 0% | 0% | 0% | 88% | 12% |
| Q3 | School | 44% | 56% | 0% | 0% | 0% | 0% | 100% | 0% |
| Q3 | National | 56% | 32% | 8% | 0% | 4% | 0% | 88% | 8% |
| Q4 | School | 52% | 36% | 0% | 0% | 12% | 0% | 88% | 0% |
| Q4 | National | 48% | 52% | 0% | 0% | 0% | 0% | 100% | 0% |
| Q5 | School | 20% | 48% | 20% | 4% | 4% | 4% | 68% | 24% |
| Q5 | National | 20% | 68% | 4% | 4% | 4% | 0% | 88% | 8% |
| Q6 | School | 20% | 56% | 4% | 4% | 16% | 0% | 76% | 8% |
| Q6 | National | 44% | 32% | 4% | 4% | 16% | 0% | 76% | 8% |
| Q7 | School | 48% | 40% | 4% | 0% | 8% | 0% | 88% | 4% |
| Q7 | National | 48% | 40% | 4% | 0% | 8% | 0% | 88% | 4% |
| Q8 | School | | | | | | | | |
| Q8 | National | | | | | | | | |
| Q9 | School | | | | | | | | |
| Q9 | National | | | | | | | | |
| Q10 | School | | | | | | | | |
| Q10 | National | | | | | | | | |
| Q11 | School | | | | | | | | |
| Q11 | National | | | | | | | | |
| Q12 | School | | | | | | | | |
| Q12 | National | | | | | | | | |
| Q13 | School | | | | | | | | |
| Q13 | National | | | | | | | | |

Note: Will not always sum to 100% due to rounding

Pupil Questionnaire Summary

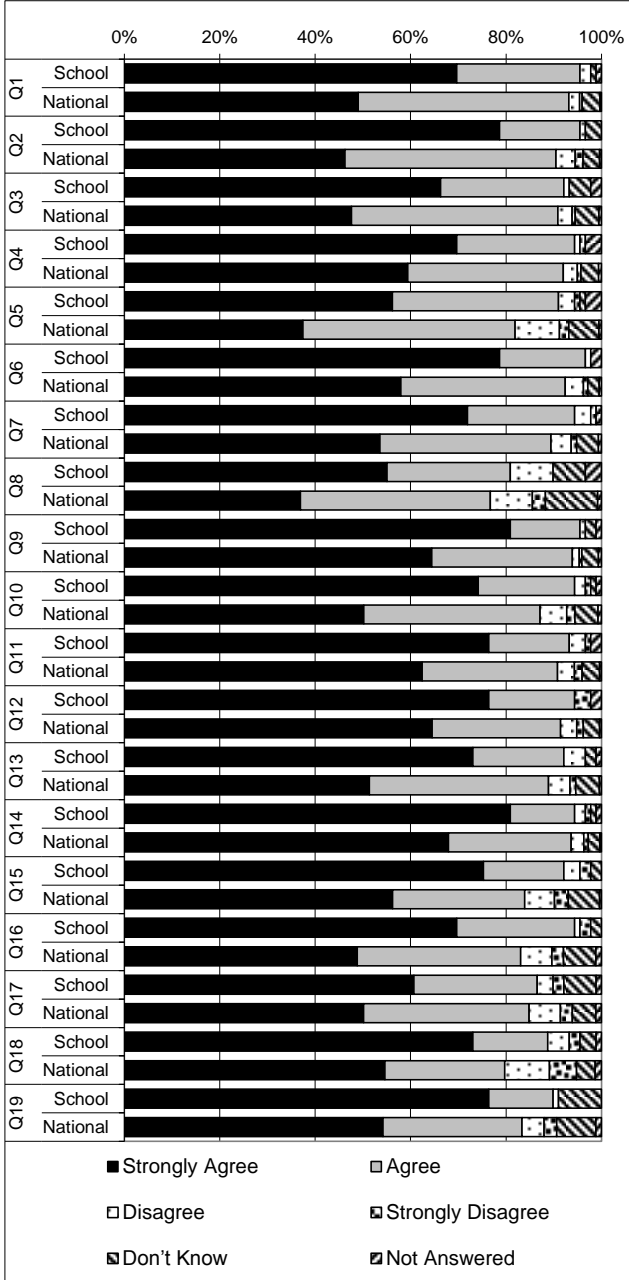
Centre Name Forth Primary School

SEED Number 8547726

Quest. Issued 101

Quest. Input 89

Response Rate 88% National response 92%

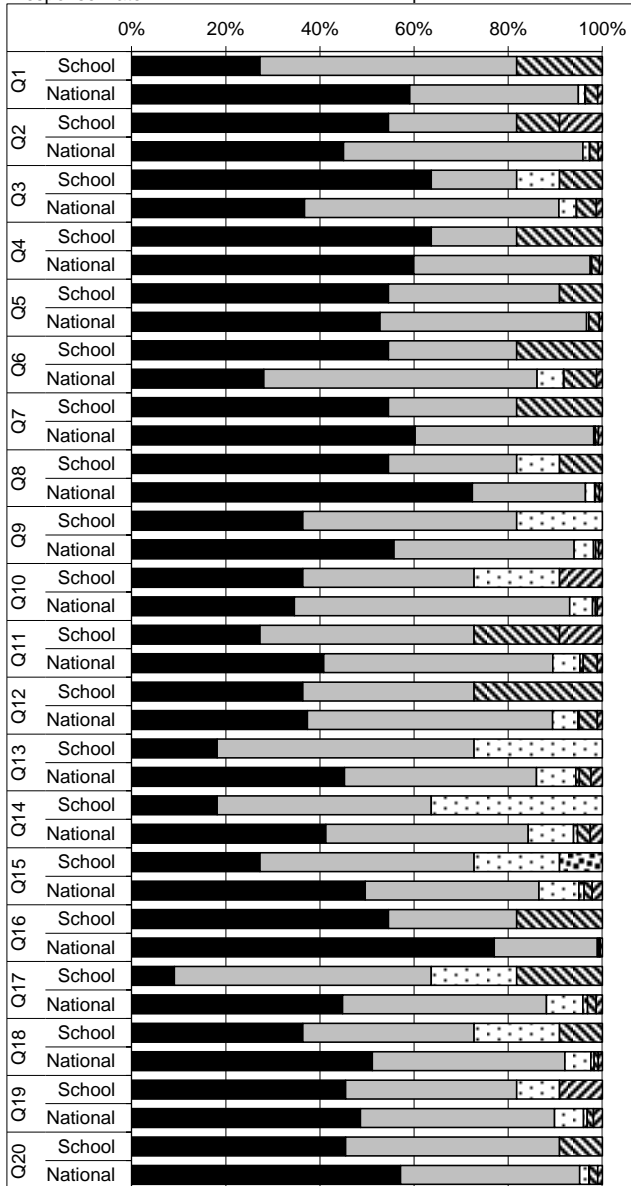


| | | Percentage % | | | | | | | |
|-----|----------|----------------|-------|----------|-------------------|------------|--------------|------------------------|------------------------------|
| | | Strongly Agree | Agree | Disagree | Strongly Disagree | Don't Know | Not Answered | Strongly Agree & Agree | Disagree & Strongly Disagree |
| Q1 | School | 70% | 26% | 2% | 0% | 1% | 1% | 96% | 2% |
| Q1 | National | 79% | 17% | 1% | 0% | 3% | 0% | 96% | 1% |
| Q2 | School | 66% | 26% | 1% | 0% | 4% | 2% | 92% | 1% |
| Q2 | National | 70% | 25% | 1% | 1% | 0% | 3% | 94% | 2% |
| Q3 | School | 56% | 35% | 3% | 1% | 1% | 3% | 91% | 4% |
| Q3 | National | 79% | 18% | 1% | 0% | 0% | 2% | 97% | 1% |
| Q4 | School | 72% | 22% | 3% | 1% | 0% | 1% | 94% | 4% |
| Q4 | National | 55% | 26% | 9% | 0% | 7% | 3% | 81% | 9% |
| Q5 | School | 81% | 15% | 1% | 0% | 2% | 1% | 96% | 1% |
| Q5 | National | 74% | 20% | 2% | 1% | 1% | 1% | 94% | 3% |
| Q6 | School | 76% | 17% | 3% | 1% | 0% | 2% | 93% | 4% |
| Q6 | National | 76% | 18% | 0% | 3% | 0% | 2% | 94% | 3% |
| Q7 | School | 73% | 19% | 4% | 0% | 2% | 1% | 92% | 4% |
| Q7 | National | 81% | 13% | 2% | 1% | 1% | 1% | 94% | 3% |
| Q8 | School | 75% | 17% | 3% | 2% | 2% | 0% | 92% | 6% |
| Q8 | National | 70% | 25% | 1% | 2% | 2% | 0% | 94% | 3% |
| Q9 | School | 61% | 26% | 3% | 2% | 7% | 1% | 87% | 6% |
| Q9 | National | 73% | 16% | 4% | 2% | 3% | 1% | 89% | 7% |
| Q10 | School | 76% | 13% | 1% | 0% | 9% | 0% | 90% | 1% |
| Q10 | National | | | | | | | | |
| Q11 | School | | | | | | | | |
| Q11 | National | | | | | | | | |
| Q12 | School | | | | | | | | |
| Q12 | National | | | | | | | | |
| Q13 | School | | | | | | | | |
| Q13 | National | | | | | | | | |
| Q14 | School | | | | | | | | |
| Q14 | National | | | | | | | | |
| Q15 | School | | | | | | | | |
| Q15 | National | | | | | | | | |
| Q16 | School | | | | | | | | |
| Q16 | National | | | | | | | | |
| Q17 | School | | | | | | | | |
| Q17 | National | | | | | | | | |
| Q18 | School | | | | | | | | |
| Q18 | National | | | | | | | | |
| Q19 | School | | | | | | | | |
| Q19 | National | | | | | | | | |

Note: Will not always sum to 100% due to rounding

Teacher Questionnaire Summary

Centre Name Forth Primary School
 SEED Number 8547726
 Quest. Issued 18
 Quest. Input 11
 Response Rate 61% National response 74%



■ Strongly Agree □ Agree
 □ Disagree □ Strongly Disagree
 ▨ Don't Know □ Not Answered

| | | Percentage % | | | | | | | |
|-----|---|----------------|-------|----------|-------------------|------------|--------------|------------------------|------------------------------|
| | | Strongly Agree | Agree | Disagree | Strongly Disagree | Don't Know | Not Answered | Strongly Agree & Agree | Disagree & Strongly Disagree |
| Q1 | Staff regularly discuss how to improve achievement for all pupils at both stage and whole-school level. | 27% | 55% | 0% | 0% | 18% | 0% | 82% | 0% |
| Q2 | All pupils are given activities which meet their learning needs. | 55% | 27% | 0% | 0% | 9% | 9% | 82% | 0% |
| Q3 | Pupils are involved in setting learning targets. | 64% | 18% | 9% | 0% | 9% | 0% | 82% | 9% |
| Q4 | Pupils are provided with regular feedback on what they need to do to improve. | 64% | 18% | 0% | 0% | 18% | 0% | 82% | 0% |
| Q5 | Pupils are provided with opportunities to evaluate their own work and that of others. | 55% | 36% | 0% | 0% | 9% | 0% | 91% | 0% |
| Q6 | Staff regularly ask for pupils' views on how their learning experiences could be improved. | 55% | 27% | 0% | 0% | 18% | 0% | 82% | 0% |
| Q7 | Pupils take an active part in their learning. | 55% | 27% | 0% | 0% | 18% | 0% | 82% | 0% |
| Q8 | Staff treat all pupils equally. | 55% | 27% | 9% | 0% | 9% | 0% | 82% | 9% |
| Q9 | Staff and pupils respect each other. | 36% | 45% | 18% | 0% | 0% | 0% | 82% | 18% |
| Q10 | The pupils are well behaved. | 36% | 36% | 18% | 0% | 0% | 9% | 73% | 18% |
| Q11 | Support for pupils with additional support needs is effective. | 27% | 45% | 0% | 0% | 18% | 9% | 73% | 0% |
| Q12 | Parents are fully involved in the school and their children's learning. | 36% | 36% | 0% | 0% | 27% | 0% | 73% | 0% |
| Q13 | I have been actively involved in developing the school's vision and values. | 18% | 55% | 27% | 0% | 0% | 0% | 73% | 27% |
| Q14 | I am actively involved in setting priorities to improve the school. | 18% | 45% | 36% | 0% | 0% | 0% | 64% | 36% |
| Q15 | I have regular opportunities to help shape the curriculum by having staff discussions and working groups. | 27% | 45% | 18% | 9% | 0% | 0% | 73% | 27% |
| Q16 | I am aware of the school's procedures for protecting children. | 55% | 27% | 0% | 0% | 18% | 0% | 82% | 0% |
| Q17 | Leadership at all levels is effective. | 9% | 55% | 18% | 0% | 18% | 0% | 64% | 18% |
| Q18 | Staff communicate effectively with each other. | 36% | 36% | 18% | 0% | 9% | 0% | 73% | 18% |
| Q19 | I have good opportunities to take part in continuing professional development. | 45% | 36% | 9% | 0% | 0% | 9% | 82% | 9% |
| Q20 | Staff across the school share good practice. | 45% | 45% | 0% | 0% | 9% | 0% | 91% | 0% |

Note: Will not always sum to 100% due to rounding

DISCLOSURE CONTROL APPLIED

Non-Teaching Questionnaire Summary

Centre Name Forth Primary School

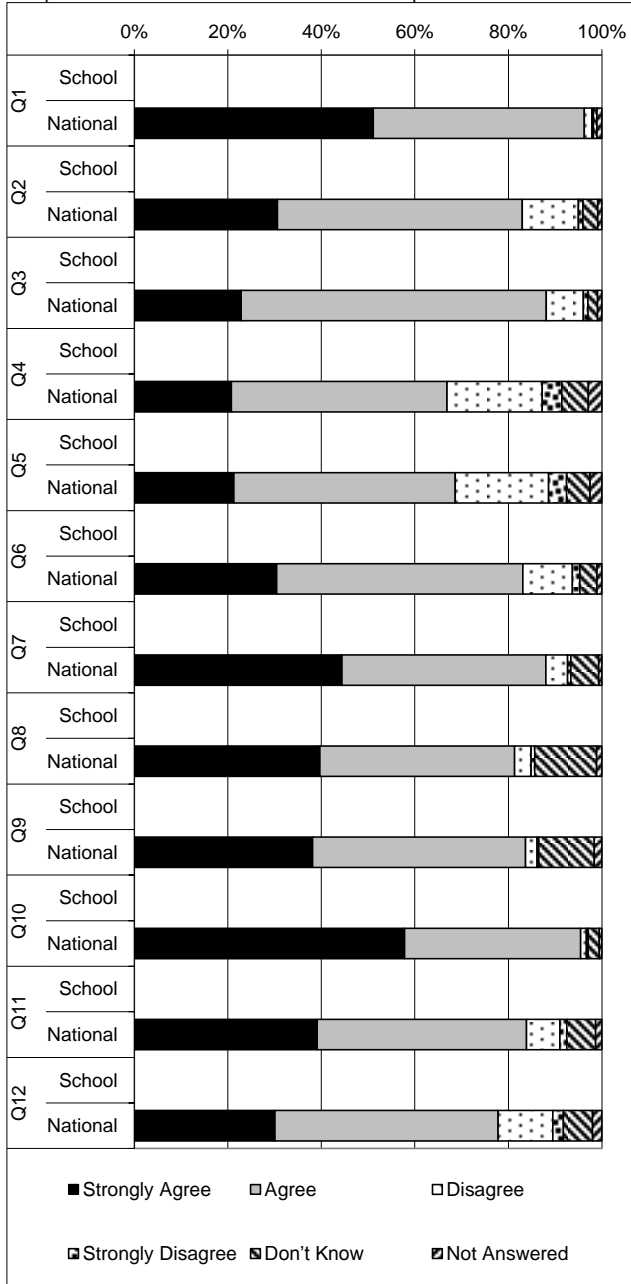
SEED Number 8547726

Quest. Issued 9

Quest. Input 2

Fewer than 10 responses received therefore the data has not been published.

Response Rate 22% National response 66%



| | Percentage % | | | | | | | |
|---|----------------|-------|----------|-------------------|------------|--------------|------------------------|------------------------------|
| | Strongly Agree | Agree | Disagree | Strongly Disagree | Don't Know | Not Answered | Strongly Agree & Agree | Disagree & Strongly Disagree |
| Q1 I have access to the information I need to carry out my work. | 0% | 0% | 0% | 0% | 0% | 0% | 0% | 0% |
| Q2 All staff and pupils respect each other. | 0% | 0% | 0% | 0% | 0% | 0% | 0% | 0% |
| Q3 Pupils are well behaved. | 0% | 0% | 0% | 0% | 0% | 0% | 0% | 0% |
| Q4 I am involved in staff discussions about how to achieve school priorities. | 0% | 0% | 0% | 0% | 0% | 0% | 0% | 0% |
| Q5 I have good opportunities to be involved in making decisions. | 0% | 0% | 0% | 0% | 0% | 0% | 0% | 0% |
| Q6 Staff communicate effectively with each other. | 0% | 0% | 0% | 0% | 0% | 0% | 0% | 0% |
| Q7 Staff treat all pupils equally. | 0% | 0% | 0% | 0% | 0% | 0% | 0% | 0% |
| Q8 Support for pupils with additional support needs is effective. | 0% | 0% | 0% | 0% | 0% | 0% | 0% | 0% |
| Q9 Parents are fully involved in the school and their children's learning. | 0% | 0% | 0% | 0% | 0% | 0% | 0% | 0% |
| Q10 I am aware of the school's procedures for protecting children. | 0% | 0% | 0% | 0% | 0% | 0% | 0% | 0% |
| Q11 Leadership at all levels is effective. | 0% | 0% | 0% | 0% | 0% | 0% | 0% | 0% |
| Q12 I have good opportunities to take part in training activities. | 0% | 0% | 0% | 0% | 0% | 0% | 0% | 0% |

Note: Will not always sum to 100% due to rounding

Nursery Staff Questionnaire Summary

Centre Name Forth Primary School


SEED Number 8547726

Quest. Issued 4

Quest. Input 3

Fewer than 10 responses received therefore the data has not been published.

Response Rate 75% National response 62%



| | | Percentage % | | | | | | | |
|-----|---|----------------|-------|----------|-------------------|------------|--------------|------------------------|------------------------------|
| | | Strongly Agree | Agree | Disagree | Strongly Disagree | Don't Know | Not Answered | Strongly Agree & Agree | Disagree & Strongly Disagree |
| Q1 | Staff discuss regularly how to improve the achievement of all children. | 0% | 0% | 0% | 0% | 0% | 0% | 0% | 0% |
| Q2 | Staff provide activities which meet the learning needs of all children. | 0% | 0% | 0% | 0% | 0% | 0% | 0% | 0% |
| Q3 | Children are involved in talking about what they will learn. | 0% | 0% | 0% | 0% | 0% | 0% | 0% | 0% |
| Q4 | Staff give children regular feedback and encouragement on their learning. | 0% | 0% | 0% | 0% | 0% | 0% | 0% | 0% |
| Q5 | Children have opportunities to evaluate their own and other children's work. | 0% | 0% | 0% | 0% | 0% | 0% | 0% | 0% |
| Q6 | Staff regularly ask for children's views on how play activities can be improved. | 0% | 0% | 0% | 0% | 0% | 0% | 0% | 0% |
| Q7 | Children are motivated and engaged in their learning. | 0% | 0% | 0% | 0% | 0% | 0% | 0% | 0% |
| Q8 | Staff treat all children equally. | 0% | 0% | 0% | 0% | 0% | 0% | 0% | 0% |
| Q9 | Staff and children respect each other. | 0% | 0% | 0% | 0% | 0% | 0% | 0% | 0% |
| Q10 | The children are well behaved. | 0% | 0% | 0% | 0% | 0% | 0% | 0% | 0% |
| Q11 | Support for children with additional support needs, including behaviour problems, is effective. | 0% | 0% | 0% | 0% | 0% | 0% | 0% | 0% |
| Q12 | Parents are fully involved in the nursery and their children's learning. | 0% | 0% | 0% | 0% | 0% | 0% | 0% | 0% |
| Q13 | I have been actively involved in developing the nursery's vision and values. | 0% | 0% | 0% | 0% | 0% | 0% | 0% | 0% |
| Q14 | I am actively involved in setting priorities for improving the nursery. | 0% | 0% | 0% | 0% | 0% | 0% | 0% | 0% |
| Q15 | I have regular opportunities to help shape the curriculum and children's experiences by having discussions with staff and working groups. | 0% | 0% | 0% | 0% | 0% | 0% | 0% | 0% |
| Q16 | I am aware of the nursery's procedures relating to child protection. | 0% | 0% | 0% | 0% | 0% | 0% | 0% | 0% |
| Q17 | Leadership at all levels is effective. | 0% | 0% | 0% | 0% | 0% | 0% | 0% | 0% |
| Q18 | Staff communicate effectively with each other. | 0% | 0% | 0% | 0% | 0% | 0% | 0% | 0% |
| Q19 | I have good opportunities to take part in continuing professional development. | 0% | 0% | 0% | 0% | 0% | 0% | 0% | 0% |
| Q20 | Staff across the nursery share good practice. | 0% | 0% | 0% | 0% | 0% | 0% | 0% | 0% |

Note: Will not always sum to 100% due to rounding

DISCLOSURE CONTROL APPLIED

Nursery Parent Questionnaire Summary

Centre Name Forth Primary School

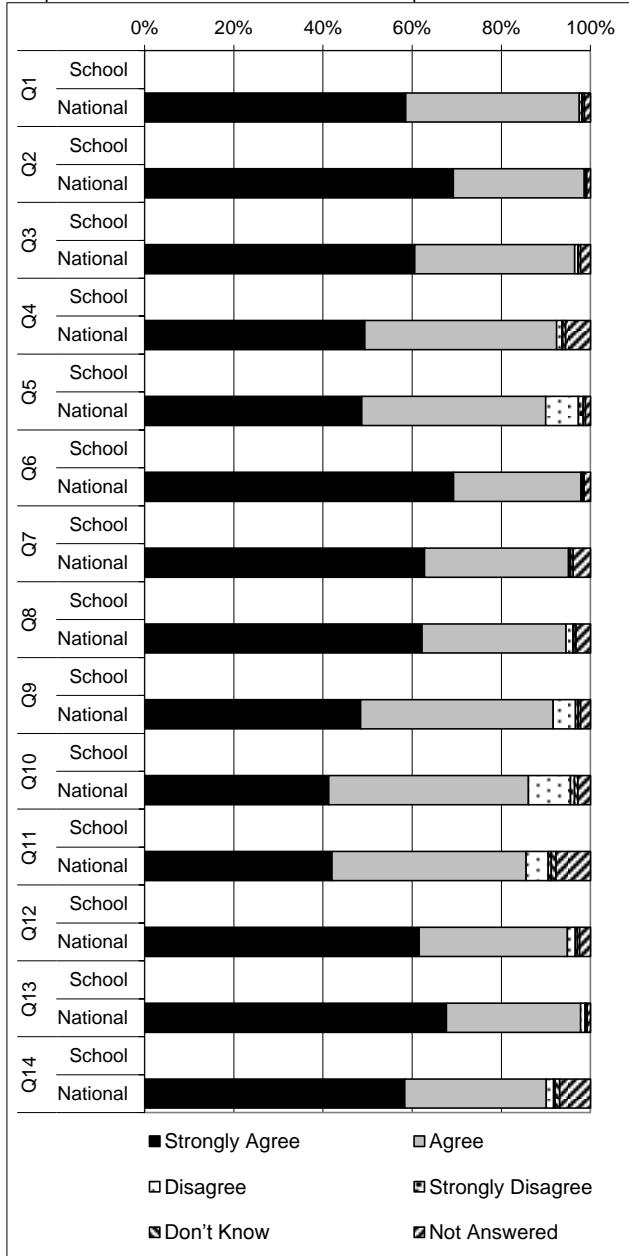
SEED Number 8547726

Quest. Issued 44

Quest. Input 8

Fewer than 10 responses received therefore the data has not been published.

Response Rate 18% National response 36%



| | | Percentage % | | | | | | | |
|-----|---|----------------|-------|----------|-------------------|------------|--------------|------------------------|------------------------------|
| | | Strongly Agree | Agree | Disagree | Strongly Disagree | Don't Know | Not Answered | Strongly Agree & Agree | Disagree & Strongly Disagree |
| Q1 | The nursery helps my child to be more confident. | 0% | 0% | 0% | 0% | 0% | 0% | 0% | 0% |
| Q2 | My child enjoys the learning experiences at the nursery. | 0% | 0% | 0% | 0% | 0% | 0% | 0% | 0% |
| Q3 | My child's learning is progressing well. | 0% | 0% | 0% | 0% | 0% | 0% | 0% | 0% |
| Q4 | My child finds most learning activities stimulating and challenging. | 0% | 0% | 0% | 0% | 0% | 0% | 0% | 0% |
| Q5 | The nursery keeps me well informed about my child's progress. | 0% | 0% | 0% | 0% | 0% | 0% | 0% | 0% |
| Q6 | My child feels safe in the nursery. | 0% | 0% | 0% | 0% | 0% | 0% | 0% | 0% |
| Q7 | My child is treated fairly in the nursery. | 0% | 0% | 0% | 0% | 0% | 0% | 0% | 0% |
| Q8 | I feel staff really know my child as an individual and support him or her well. | 0% | 0% | 0% | 0% | 0% | 0% | 0% | 0% |
| Q9 | Staff work in partnership with me to care for and educate my child. | 0% | 0% | 0% | 0% | 0% | 0% | 0% | 0% |
| Q10 | The nursery asks for my views. | 0% | 0% | 0% | 0% | 0% | 0% | 0% | 0% |
| Q11 | The nursery takes my views into account. | 0% | 0% | 0% | 0% | 0% | 0% | 0% | 0% |
| Q12 | The nursery is well led. | 0% | 0% | 0% | 0% | 0% | 0% | 0% | 0% |
| Q13 | Overall, I am happy with the care and education my child gets in the nursery. | 0% | 0% | 0% | 0% | 0% | 0% | 0% | 0% |
| Q14 | The nursery has good arrangements for children starting nursery, moving between stages and starting school. | 0% | 0% | 0% | 0% | 0% | 0% | 0% | 0% |

Note: Will not always sum to 100% due to rounding

DISCLOSURE CONTROL APPLIED