

Report

Report to:	Employee Issues Forum
Date of Meeting:	31 October 2017
Report by:	Executive Director (Community and Enterprise Resources)

Subject:	Carbon Management Update
----------	---------------------------------

1. Purpose of Report

1.1. The purpose of the report is to:-

- ◆ provide the Forum with the final carbon management position for 2016/2017

2. Recommendations

The Forum is asked to approve the following recommendations:-

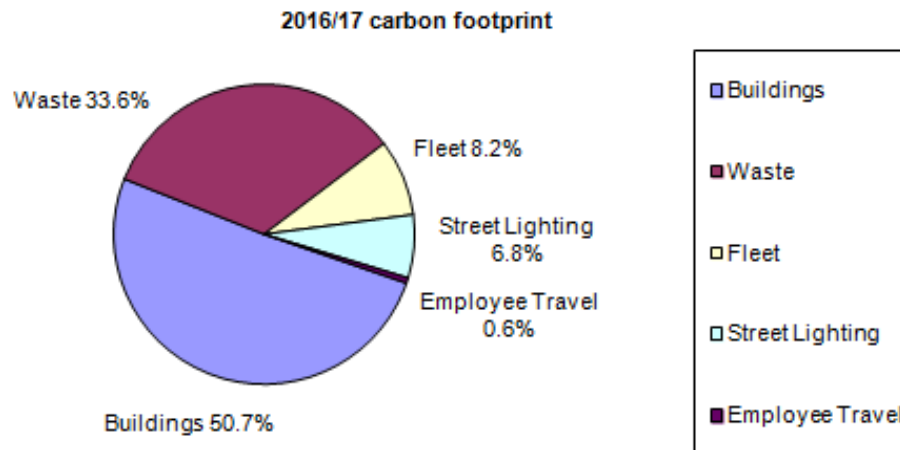
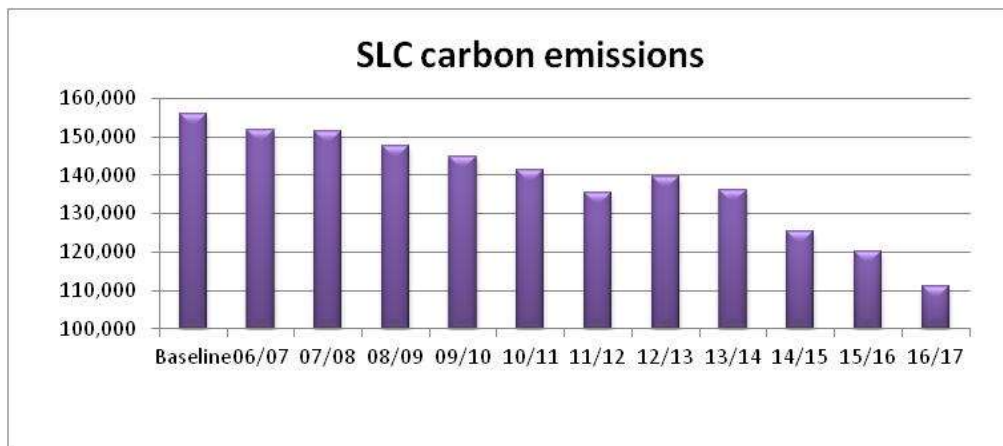
- (1) that the carbon emission position for 2016/2017 be noted; and
- (2) that proposals to influence employee behaviour and help meet future carbon reduction targets be noted

3. Background

- 3.1. The Council's first Carbon Management Plan (CMP) was published in July 2008. This was following the signing of the Scottish Climate Change Declaration in 2006. The current CMP 2016 demonstrates our commitment to managing our carbon footprint and our open and transparent reporting duty. The objectives of the plan will continue to be implemented and a new plan will be published in 2018.
- 3.2. The CMP is part of the Council's overall Sustainable Development and Climate Change Strategy which is currently being refreshed and due to be published at the end of 2017. The Strategy sets out the Council's approach to sustainable development and addresses the challenges and opportunities of climate change.
- 3.3. The Council's carbon emissions have been measured and reported annually since 2005/2006. A report on the Council's carbon footprint for 2016/2017 was reported to the Corporate Management Team on 12 October 2017 and will be reported to the Executive Committee in November.
- 3.4. The Executive Committee will be asked to approve an increase in the Council's carbon reduction target in order to realign our targets with proposed new and ambitious national targets.

4. Carbon Management 2016/17

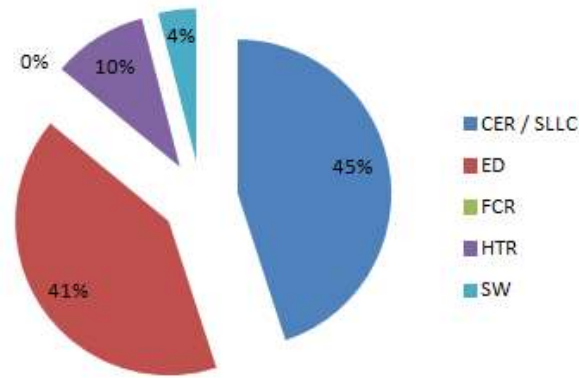
- 4.1. The graphs below show how the Council's carbon footprint has changed since 2005/2006 and how the carbon footprint for 2016/2017 is split across the Resources.



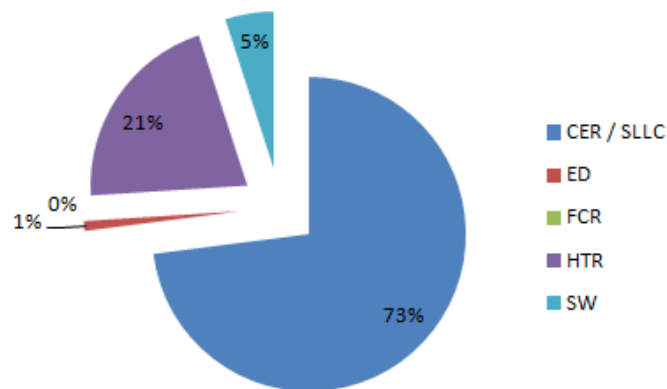
4.2. Good reductions have been achieved in 2016/2017 with many projects and initiatives influenced by employee behaviour. The table below details the reductions achieved; how they compare with last year and also with the baseline year of 2005/06.

Carbon Totals - Source/Year	2016-17	% change from prev year	% change from 05/06 baseline
Buildings (Electricity, Gas, Oil)	56,271	-4.9%	-18.9%
Waste (Municipal)	37,297	-4.5%	-39.2%
Fleet	9,148	-3.8%	-12.2%
Street Lighting	7,549	-36.5%	-42.0%
Employee Travel	630	-0.9%	-64.9%
Totals (Carbon Tonnes)	110,894	-7.8%	-28.9%

4.3. Emissions from the energy used in our buildings reduced by 4.9%. The reduction is due to a combination of targeted investment, improved use of technologies and information systems as well as the contribution being made through the energy campaigns. The chart below represents the number of buildings occupied per Resource.



- 4.4. Emissions from waste sent to landfill have reduced by 4.5% when compared to the previous year, and reduced by 39.2% since the original baseline. Household recycling rates improved due to the new recycling services rolled out in the Cambuslang, Rutherglen and Clydesdale areas and the short term residual waste contract resulted in certain types of recyclable waste being extracted from the residual waste stream and thus being diverted from landfill. 53.1% of household waste was recycled, or composted, in 2016/2017 compared to 49.8% in 2015/2016.
- 4.5. Emissions from our fleet decreased by 3.8%. The reduction is due to ongoing driver training, route planning, minimising idling and fuel efficient technologies installed in our vehicles and a slightly reduced number of vehicles in operation. The chart below represents the amount of fuel drawn per Resource.



- 4.6. Emissions from the energy used for street lighting in 2016/2017 reduced by 36.5% when compared to the previous year. The reductions is due to the ambitious 3 year LED replacement programme which started in June 2015. By March 2017 48,600 lanterns had been replaced, mainly in residential areas. In the last year of the programme the distributor road and decorative / heritage lighting will be replaced which will amount to further savings in energy.
- 4.7. Employee travel has reduced by 0.9% when compared to the previous year, and 64.9% from the 2005/2006 baseline. The specific reasons for the carbon reduction is difficult to identify as employee mileage claims have largely stayed the same as last year but there is a slightly reduced number of pool cars in operation. Employee mileage accounts for less than 1% of the Council's carbon footprint but any reductions in this area would also result in financial savings.
- 4.8. Employees have a large part to play in managing the council's carbon footprint and many officers attend the regular Carbon Management Group. Community and Enterprise Resources lead on the reductions for Waste, Fleet and Street Lighting and have a significant part to play within Buildings Energy usage. Housing and Technical Resources lead on Buildings Energy management.

- 4.9. Our carbon emissions have continued on a downward trend with good progress achieved each year. Approximately half of our emissions come from the energy used in our buildings which means the weather has a significant impact on our consumption. However, many projects and initiatives have been implemented over the last few years which has greatly reduced the impact of the weather

5. Employee engagement

- 5.1. The Council has published an Environmental Statement which clearly and simply sets out our environmental commitments. All employees should be aware of the statement and should be clear on how they can contribute. The statement is available on the intranet and was promoted in a news article. A learn on line course is also available for any employee wanting to learn more.
- 5.2. By reading the environmental statement employees can see how to be resource and energy efficient, how to reduce waste, how to make responsible procurement and travel choices and how to learn more and spread the word. Action can be as simple as switching off lights and pcs but also by being more aware of how their day to day activities and decisions can affect the environment.
- 5.3. Employees can also develop good environmental habits in their personal life. Reduce Reuse Recycle, Love Food Hate Waste and Earth Hour are just some examples of national and global campaigns which rely on public involvement. Making sustainable travel choices and being aware of energy saving techniques can save money for employees as well as protecting the environment.

6. Employee implications

- 6.1. All employees can contribute to the implementation of the Carbon Management Plan actions and targets as detailed in section 5.

7. Financial Implications

- 7.1 Any carbon reductions achieved invariably reduces the cost of energy and fuel. Any costs will be met via existing budgets.

8. Other Implications

- 8.1 The Carbon Management Plan demonstrates our commitment to managing our carbon emissions which contributes to the Council's new duties under the Climate Change (Scotland) Act 2009 and other environmental legislation.
- 8.2. There are no issues in relation to risk or sustainability in terms of the information contained within this report.

9.0 Equality Impact Assessment and Consultation Arrangements

- 9.1. This report does not introduce a new policy, function or strategy, or recommend a change to an existing policy, function or strategy and, therefore, no impact assessment is required.
- 9.2. Consultation has taken place with Executive Directors and Trades Union on the development of the CMP.

Michael McGlynn
Executive Director (Community and Enterprise Resources)

10 October 2017

Link(s) to Council Values/Objectives

- ◆ Develop a sustainable Council and communities

Previous References

- ◆ None

List of Background Papers

- ◆ Carbon Management Plan 2016
- ◆ Sustainable Development Strategy 2012-2017

Contact for Further Information

If you would like to inspect the background papers or want further information, please contact:-

Julie Richmond, Carbon Management Officer

Ext: 4286 (Tel: 01698 454286)

E-mail: julie.richmond@southlanarkshire.gov.uk