

Education Resources

improve

Resource Plan Quarterly Performance Report

How to use this performance report

This performance report is intended to be both informative and easy to use. The guide below is designed to help you get the most out of the report and to answer the most common questions you might have.

Council Plan objective or theme

Resource Plan objective

Resource Plan action & associated measures.

Progress update against measure.

Measure Status – are we on course to achieve?
The “traffic light” codes are:

Green

Achieved, or due to achieve with no issues

Amber

There may be problems or minor slippage

Red

Not on course, major slippage anticipated

Measures which are to be reported later or which are “for information only” are not colour coded

Vision and Strategic Direction

Improve effective use of our buildings and transport in order to reduce greenhouse gas emissions

Action	Measures (non statistical measures shaded grey)	Comments / Progress	Status	Previous Years			This Year	
				2007/08	2008/09	Trend	Target	To Date
Further implement the carbon management plan to reduce greenhouse gas emissions	The Council's greenhouse gas emissions	This measure will be reported at year end	Report Later	3.7%		○	3.8%	
	Review and revise the Council's greenhouse gas emissions targets	Review underway. Business case for investment in carbon saving measures is being developed and requires to be agreed before new targets can be set. Considering impacts of final stage amendments to the Scottish Climate Change Act approved by Parliament on 23 June 2009, concerning aspiration of new national targets and new duties on local government.	Amber	--	--	○	--	--

Ensure efficient use of material resources and to increase recycling of waste and develop more sustainable waste management

Action	Measures (non statistical measures shaded grey)	Comments / Progress	Status	Previous Years			This Year	
				2007/08	2008/09	Trend	Target	To Date
Continue to develop	The amount of biodegradable waste sent to	On course to achieve target	Green	81,214	77,342	↑	77,835	19,310
			Amber	37.0%	37.0%	⚠	40.0%	40.8%

Statistics for last 2 years, showing how we are doing over time.

The trend column shows how performance changed between these 2 years

↑

Performance getting better

⚠

Performance staying the same

↓

Performance getting worse

○

Information not yet available

Statistics for the current year. The Target shows what we want to achieve by the end of the year. The To Date column shows how much we have achieved so far.

Summary (level 1) - number of measures green, amber and red under each Council Plan objective/theme

Council Objective \ Theme	Green	Amber	Red	To be reported later / Unassigned
<i>Improve quality and availability of housing</i>				
<i>Develop services for older people</i>				
<i>Improve the quality of the physical environment</i>				
<i>Improve the road network and public transport</i>				
Raise educational attainment for all	32			23
Increase involvement in lifelong learning	3			4
<i>Improve community safety</i>				
Improve health and increase physical activity	4			4
Improve lives of vulnerable children, young people and adults	6			4
<i>Support local economy</i>				
<i>Increase participation in arts and culture</i>				
Vision and Strategic Direction	7			1
Performance Management and Improvement	6	1		1
<i>Partnership Working, Community Leadership and Engagement</i>				
Governance and Accountability	3			1
Efficient and effective use of resources	3			4
Total	64	1	0	42

Vision and Strategic Direction**Vision and Strategic Direction**

Action	Measures (non statistical measures shaded grey)	Comments / Progress	Status	----- Previous Years -----			-----This Year -----	
				2007/08	2008/09	Trend	Target	To Date
Develop and implement our Council Plan – Connect	Deliver Annual Resource Plan based on standard corporate template	Education Resources Resource Plan 2009/2010 was approved by Education Resources Committee on 7th July 2009.	Green	---	---		---	---
Implement a programme of equality and human rights impact assessments across the Council	Number of impact assessments carried out against those timetabled	All timetabled impact assessments have been completed.	Green	0	7	↑	18	18
	Number of reports on impact assessments published on website	All timetabled impact assessments have been completed and reports prepared. Final reports are awaiting approval prior to publication on the website.	Report Later	0	4	↑	18	Not avail
	Progress in relation to Equality Impact Assessment Actions monitored against targets and reported to Equal Opportunities Forum	No actions have been identified against impact assessments undertaken to date.	Green	---	---		---	---
Develop and introduce Council wide equality performance measures and publish results	Resources to provide annual report to Equal Opportunities Forum on uptake of service, based on standardised equality reporting categories	Report to Equal Opportunities Forum due later in the year.	Green	---	---		---	---
Take forward Equalities of Race, Disability and Gender	Publish summary leaflet for gender action planning and report on all three equalities by March 2010	Working group to commence November 2009. On schedule to produce materials by March 2010.	Green	---	---		---	---
	Produce parents' leaflets by March 2010	Working group to commence November 2009. On schedule to produce materials by March 2010.	Green	---	---		---	---
Foster responsible citizenship and awareness of sustainable development	% of schools participating in Eco schools awards or similar accredited award schemes	93% of schools are registered with Eco Schools Scotland.	Green	58.0%	94.0%	↑	95.0%	93.0%

Performance Management and Improvement

Performance Management and Improvement

Action	Measures <i>(non statistical measures shaded grey)</i>	Comments / Progress	Status	----- Previous Years -----			-----This Year -----	
				2007/08	2008/09	Trend	Target	To Date
Implement effective Best Value management arrangements to ensure continuous improvement, and effective and efficient service delivery	Completion of reviews as per timetable	The timescale for taking forward the remaining review, Management Structures in Schools, has been reset for completion by March 2010.	Green	---	---		---	---
	Improvement plans approved by council committee	Two improvement plans are now in place. Actions being taken forward as per timetable.	Green	---	---		---	---
	Sustain positive SPI trend results for Council	The continued implementation of the schools modernisation programme has resulted in a shift in levels to the higher occupancy indicator categories. There has been increased community use of internet access and IT facilities due to the provision within libraries. The decline in library visitors/borrowers is in line with national trends. Library stock has reduced as a direct result of cost pressure savings.	Amber	---	---		---	---
	Ensure Local PIs across all Resources meet requirements of Best Value 2	A schedule of Statutory and Local Performance Indicators in place. Work is being undertaken by officers of the corporate improvement advisory board to confirm that local performance indicators meet the requirements of Best Value 2.	Green	---	---		---	---
	Implement i-procurement within Education Resources by March 2010	This Council wide project is being led by central finance. The timescales re Education Resources have been altered with a start date of October 2009 with implementation by October 2010.	Green	---	---		---	---
Implement a strategic response to the Scottish Government's Efficient Government agenda	Completion of diagnostic projects as per agreed timetable	Diagnostic projects are progressing with a view to a range of changes being in place by April 2010.	Green	---	---		---	---

Performance Management and Improvement

Performance Management and Improvement

Action	Measures <i>(non statistical measures shaded grey)</i>	Comments / Progress	Status	----- Previous Years -----			-----This Year -----	
				2007/08	2008/09	Trend	Target	To Date
Continue to drive forward the performance management and quality improvement agenda to ensure services are focussed on achieving the best possible outcomes for service users	Progress implementation of IMPROVe. performance management system, across Education Resources by March 2010	IMPROVe used to generate Resource Plan Quarter 2 Report Appendix and Resource input to Connect Quarter 2 Performance Report.	Green	---	---		---	---

Governance and Accountability



Governance and Accountability

Action	Measures <i>(non statistical measures shaded grey)</i>	Comments / Progress	Status	----- Previous Years -----			-----This Year -----	
				2007/08	2008/09	Trend	Target	To Date
Ensure that high standards of governance are being exercised (through the use of scrutiny forums, audit plans and risk management)	Delivery of risk control actions by due date	<p>The Education Resources Risk Register was revised and updated in June 2009 following consultation with senior managers. The revised version takes account of recent changes to legislative compliance and makes clearer links to the Council Plan Connect. The Register will again be reviewed in December 2009.</p> <p>A separate risk register has been developed for the secondary School Modernisation programme.</p> <p>Control plans have been reviewed and the Resource Risk Group will meet on a regular basis to review these risks. Work is ongoing with Corporate Resources to create a Service Continuity planning framework for all Services within the Resource. In line with other resources and subject to CMT approval, these will be in place by December 2010.</p>	Green	---	---		---	---
	Audit actions to be delivered by due dates	5 Audit actions due, 3 completed and 2 deferred until October 2009.	Green	---	---		---	---
	Complete Resource Governance Self Assessment and declaration by due date and develop actions to address non-compliant areas	Each Resource has a Good Governance Lead Officer and guidance is being developed to outline how Good Governance should be built into the business of each Resource. A mid-year report will be provided to the Risk Audit Forum on 16 December 2009 and an end of year report will form part of the Council's annual governance statement.	Green	---	---		---	---

Efficient and effective use of resources**Efficient and effective use of resources**

Action	Measures <i>(non statistical measures shaded grey)</i>	Comments / Progress	Status	----- Previous Years -----			-----This Year -----	
				2007/08	2008/09	Trend	Target	To Date
Ensure our commitment to employees through the development and effective implementation of personnel policies and employee learning and development opportunities	Staff absence rate (SPI)	A relaunch of the Maximising Attendance Policy took place through additional training events May - August 09	Green	0.0%	3.8%	↓	4.9%	3.2%
	Labour turnover rate		Green	0.0%	0.4%	↓	4.9%	1.0%
	100% coverage of PDR and associated training plans of employees in the scope	Report to be provided at Quarter 4.	Report Later	93.1%	97.0%	↑	100.0%	Not avail
Manage land and property assets efficiently	% of buildings from which the council delivers services to the public in which all public areas are suitable for, and accessible to, disabled people	Report to be provided at Quarter 4.	Report Later	39.0%	79.0%	↑	80.0%	Not avail
	Proportion of operational accommodation that is in satisfactory condition (SPI)	Report to be provided at Quarter 4.	Report Later	64.0%	68.0%	↑	69.0%	Not avail
	Proportion of operational accommodation that is suitable for its current use (SPI)	Report to be provided at Quarter 4.	Report Later	49.0%	79.8%	↑	81.0%	Not avail
Develop Education Resources Continuity Plan	Develop an Education Resources Continuity Plan with supporting guidance materials by March 2010	Education Resources continuity plan is being progressed and a working group has been established.	Green	---	---		---	---

Raise educational attainment for all**Implement the secondary schools modernisation programme**

Action	Measures <i>(non statistical measures shaded grey)</i>	Comments / Progress	Status	----- Previous Years -----			-----This Year -----	
				2007/08	2008/09	Trend	Target	To Date
Deliver agreed targets within the secondary schools modernisation programme	No of secondary schools opened on time	4 new build secondary schools (Biggar High, Larkhall Academy, Trinity High, Strathaven Academy) and 2 refurbished schools (Hamilton Grammar, Stonelaw High) were occupied in Aug 09. A total of 14 new and 2 refurbished secondary schools have now been completed and occupied. The remaining high school, Lanark Grammar, is on target for December 09 handover.	Green	8	4		5	4
	% of new or refurbished secondary schools as a % of the overall secondary estate	Year to date figure and annual target are for the project as a whole. 4 new build secondary schools (Biggar High, Larkhall Academy, Trinity High, Strathaven Academy) and 2 refurbished schools (Hamilton Grammar, Stonelaw High) were occupied in Aug 09. A total of 14 new and 2 refurbished secondary schools have now been completed and occupied. The remaining high school, Lanark Grammar, is on target for 18 December 09 handover.	Green	0.0%	63.0%		100.0%	94.0%
	Undertake a review of Design Development Landscape for the third phase of the secondary school modernisation programme by March 2010	Review of Design Development (RDD) landscape submittals completed for the 6 third phase schools which are now occupied. Lanark GS RDD landscape submittal in progress.	Green	---	---		---	---

Raise educational attainment for all**Progress approaches in respect of the national priorities in Education**

Action	Measures (<i>non statistical measures shaded grey</i>)	Comments / Progress	Status	----- Previous Years -----			----- This Year -----	
				2007/08	2008/09	Trend	Target	To Date
Progress approaches in respect of the National Priorities in Education	Exclusion incidents per 1,000 pupils in primary schools	Report to be provided at Quarter 4.	Report Later	7	8		8	Not avail
	Exclusion incidents per 1,000 pupils in secondary schools	Report to be provided at Quarter 4.	Report Later	111	117		110	Not avail
	Reduction in the overall number of days lost through exclusion in secondary schools	Report to be provided at Quarter 4.	Report Later	8,421	7,974		7,575	Not avail
	Reduction in the overall number of days lost through exclusion in primary schools	Report to be provided at Quarter 4.	Report Later	504	611		580	Not avail
	Reduction in the average number of half days absence per pupil in primary schools	Report to be provided at Quarter 4.	Report Later	18.0	18.0		17.5	Not avail
	Reduction in the average number of half days absence per pupil in secondary schools	Report to be provided at Quarter 4.	Report Later	35.0	37.0		36.0	Not avail
	% of pupils staying on to S5 (post Christmas)	Report to be provided at Quarter 4.	Report Later	66.0%	66.0%		67.0%	Not avail
	% of pupils entering further or higher education	Report to be provided at Quarter 4.	Report Later	51.0%	55.0%		56.0%	Not avail
	% of pupils entering employment or training	Report to be provided at Quarter 4.	Report Later	35.0%	33.0%		34.0%	Not avail
	% of schools who have met their IEP targets	Report to be provided at Quarter 4.	Report Later	0.0%	92.0%		Not avail	Not avail
Further develop training and support on working with under threes	Launch Early years guidance 'Together we can' in all Early Years establishments by June 2009	Target reset. Document to be launched at Education Resources Committee October 2009.	Green	---	---		---	---
	Implement training to support the implementation of 'Together we can' by December 2009	Training dates disseminated to target staff (25 staff). Support provided to all identified establishments.	Green	---	---		---	---
Enhance provision of Early Years services for children aged 0-3	Provide an additional 50 full time equivalent 0-3 Early Years places by March 2010	100 places allocated. Placements commenced June 2009. On schedule to report on impact on children's learning by March 2010.	Green	0	0		50	100

Raise educational attainment for all**To raise standards of educational attainment for all in schools, especially in the core skills of literacy and numeracy**

Action	Measures (non statistical measures shaded grey)	Comments / Progress	Status	----- Previous Years -----			----- This Year -----	
				2007/08	2008/09	Trend	Target	To Date
Improve achievement and attainment outcomes in all establishments as appropriate annually	0.5% overall increase in attainment levels in the KPIs for Education	Report to be provided at Quarter 4.	Report Later	-1.1%	1.1%	↑	0.5%	Not avail
	% of S2 5-14 Reading, Writing and Mathematics	Report to be provided at Quarter 4.	Report Later	63.2%	64.6%	↑	65.1%	Not avail
	%S4 by S6 attained Level 3 in Eng/Maths	Report to be provided at Quarter 4.	Report Later	92.1%	92.5%	↑	92.5%	Not avail
	%S4 by S6 attained 5+ at level 3	Report to be provided at Quarter 4.	Report Later	90.8%	90.5%	↓	90.5%	Not avail
	%S4 by S6 attained 5+ at level 4	Report to be provided at Quarter 4.	Report Later	78.8%	78.7%	↓	78.7%	Not avail
	%S4 by S6 attained 5+ at level 5	Report to be provided at Quarter 4.	Report Later	46.8%	48.6%	↑	48.6%	Not avail
	%S4 by S6 attained 1+ at level 6	Report to be provided at Quarter 4.	Report Later	43.1%	44.7%	↑	44.7%	Not avail
	%S4 by S6 attained 3+ at level 6	Report to be provided at Quarter 4.	Report Later	29.3%	31.5%	↑	31.5%	Not avail
	%S4 by S6 attained 5+ at level 6	Report to be provided at Quarter 4.	Report Later	18.4%	20.4%	↑	20.4%	Not avail
Implement key aspects of equalities legislative duties as prescribed in revised/new legislation in all establishments and services	Implement key aspects of current statutory requirements as prescribed in the Race Relations act, Disability Discrimination Act and Additional Support for Learning Act	Draft Accessibility Strategy and draft Disability Statement of Commitment out to consultation - closing date 30/09/09.	Green	---	---		---	---
Implement agreed strategies to enhance learning and raise achievement in all establishments and services	Develop and implement a range of support materials for use, in all establishments and services, in order to enhance learning and raise achievement	Advice is currently being prepared on taking account of gender. This will form part of the package available to support teaching and learning for Curriculum for Excellence.	Green	---	---		---	---
Take forward appropriate aspects of Glow in establishments annually	Develop approaches to support the use of GLOW	Work is progressing on curricular support resources. A number of progression lines within Curriculum for Excellence are in preparation.	Green	---	---		---	---
Support the development of literacy for all children and young people	Develop parent and teacher dyslexia information leaflets by March 2010	Report to be provided in Quarter 4.	Report Later	---	---		---	---


Raise educational attainment for all**Take forward the principles, values and purposes of “A Curriculum for Excellence”**

Action	Measures (<i>non statistical measures shaded grey</i>)	Comments / Progress	Status	----- Previous Years -----			----This Year----	
				2007/08	2008/09	Trend	Target	To Date
Take forward key aspects of national curriculum policy developments in all schools and establishments as appropriate annually	Progress with establishments to agreed targets related to Curriculum for Excellence to March 2010	All establishments are making progress towards the implementation of Curriculum for Excellence by August 2010.	Green	---	---		---	---
	Develop appropriate guidance materials to support establishments in implementing Curriculum for Excellence in line with the national programme	Materials to support implementation of Curriculum for Excellence - literacy provided to all establishments.	Green	---	---		---	---
	Respond to national consultations linked to the implementation of Curriculum for Excellence	There were no national consultation exercises in the period April - October 2009.	Green	---	---		---	---
	Develop a range of ICT support materials for Early Years establishments by March 2010	Working group commenced October 2009 on schedule to produce materials for March 2010.	Green	---	---		---	---
	Develop support materials (Get Up and Go) to support Physical activity within Early Years settings by March 2010	Report to be provided at Q4	Green	---	---		---	---
	Produce and disseminate good practice DVD to all Early Years establishments by March 2010	Good practice will be disseminated at Early Years/Partner Provider meeting in December 2009.	Green	---	---		---	---

Implement the Council's programme to modernise all primary schools

Action	Measures (<i>non statistical measures shaded grey</i>)	Comments / Progress	Status	----- Previous Years -----			----This Year----	
				2007/08	2008/09	Trend	Target	To Date
Deliver agreed targets within the primary schools modernisation programme	Overall target to deliver 124 new or refurbished primary schools by 2016 (time table of schools to be delivered by 2011 is available)	Year to date figure is based on the total for the Schools Modernisation Project.	Green	24	30	↑	124	33
	No of primary schools opened on time	Schools opened in 2009/10: Burgh PS; St Athanasius' PS.	Green	23	7	↓	7	2
	% of new primary schools	Year to date figure and annual target are based on the total for the Primary Schools Modernisation Project.	Green	0.0%	24.0%	↑	32.0%	27.0%

Raise educational attainment for all**Establish approaches to address the National Inspection Framework for establishments and Services within Education Resources**

Action	Measures <i>(non statistical measures shaded grey)</i>	Comments / Progress	Status	----- Previous Years -----			----This Year----	
				2007/08	2008/09	Trend	Target	To Date
Progress the key themes of self-evaluation and leadership in all establishments and services	Schools receiving positive inspection reports	A total of 18 inspection reports have been published in the period April 2009 till Sept 2009 Pre school: 4 reports Primary: 11 reports Secondary: 1 report ASN: 2 reports In quarter 2, all 3 published reports were deemed to be satisfactory (100%).	Green	0.0%	91.0%		92.0%	89.0%
	Evaluate the effectiveness of Area based Quality Teams by December 2009	A planned programme of self-evaluation is now in place. Questionnaires are scheduled for distribution to establishments mid-October 2009.	Green	---	---		---	---
	Evaluate the overall quality of the Education functions of South Lanarkshire Council using Quality management In Education by December 2009	A planned programme of self-evaluation is now in place. Questionnaires are scheduled for distribution to establishments and services mid-October 2009.	Green	---	---		---	---
	Produce a revised Quality Management Policy for Education resources by January 2010	Quality Management Steering Group to lead revision of policy. Schedule of meetings arranged.	Green	---	---		---	---
	Progress further key aspects of Psychological Services self evaluation framework annually till March 2011	Performance Profile revised September 2009. Whole staff engaged in ket self evaluation activity through defind working groups.	Green	---	---		---	---

Raise educational attainment for all**Ensure the highest possible quality of educational provision for children, young people, families and communities**

Action	Measures (non statistical measures shaded grey)	Comments / Progress	Status	----- Previous Years -----			----- This Year -----	
				2007/08	2008/09	Trend	Target	To Date
Ensure the highest possible quality of educational provision for children, young people, families and communities	Increase the overall % of teaching staff participating in professional development programmes	49% of teaching staff have undertaken central CPD between August and October 2009.	Green	0.0%	100.0%	↑	100.0%	49.0%
	% of library service users who expressed satisfaction	There has been a 1.1% increase in service users expressing satisfaction between the end of 08/09 and Q2 09/10.	Green	0.0%	94.4%	↑	95.0%	95.5%
	Increase the No of users of library, learning centre and learning access points as a % of the resident population	Report to be provided at Quarter 4.	Report Later	22.8%	23.9%	↑	24.0%	Not avail
	Implement the revised Routes to Qualifications for Early Years practitioners annually to March 2010	A range of courses applicable to registration with Scottish Social Services Council, are currently being delivered.	Green	---	---		---	---
	Increase the overall % of education staff holding or working towards additional qualifications, including Chartered Teachers and SQH	A slight increase was recorded between Quarter 1 and Quarter 2, performance remains on course to meet target.	Green	10.0%	25.0%	↑	26.0%	24.0%
	% of primary pupils expressing satisfaction with school	Over 91% of primary school pupils interviewed as part of the HMle inspection process expressed	Green	0.0%	92.0%	↑	93.0%	91.0%
	% of secondary pupils expressing satisfaction with school	Over 70% of secondary school pupils interviewed as part of the HMle inspection process expressed	Green	0.0%	78.0%	↑	79.0%	70.0%
	% of parents of pre-school pupils expressing satisfaction with service provision	100% of parents of pre-school children interviewed as part of the HMle or Care Commission inspection process expressed satisfaction with the service provision.	Green	0.0%	97.0%	↑	98.0%	100.0%
	Increase % of establishments with Parent Councils	Report to be provided at Quarter 4.	Report Later	87.0%	95.0%	↑	96.0%	Not avail
	Organise an annual Parent Council conference by December 2010	Date set for Annual Conference for Parents Councils (23/11/09)	Green	---	---		---	---
	Provide a programme of training and support for all Parent Councils in line with Parental Involvement in Schools Act by March 2010	Menu of training opportunities for parents/carers in February 2010 issued.	Green	---	---		---	---
	Increase the number of library visits per 1000 population	Report to be provided at Quarter 4. Previous year's decrease in line with national trends.	Report Later	4,924.0	4,644.0	↓	4,645.0	Not avail

Increase involvement in lifelong learning**Deliver services and programmes through the Community Learning Partnership to further improve literacy and numeracy skills among young people and adults**

Action	Measures <i>(non statistical measures shaded grey)</i>	Comments / Progress	Status	----- Previous Years -----			-----This Year -----	
				2007/08	2008/09	Trend	Target	To Date
Increase the number of adult literacy learners	Increase the number of learners involved in literacy and numeracy programme	Update will be available in Quarter 3.	Report Later	0	2,405		2,645	Not avail
	Provide an additional 200 places through Universal Connections Services to develop literacy and numeracy skills of young people	The additional 154 places which were taken up in Quarter 2 mean that performance remains on course to meet target.	Green	234	502		200	197


Increase levels of achievement through learning for adults

Action	Measures <i>(non statistical measures shaded grey)</i>	Comments / Progress	Status	----- Previous Years -----			-----This Year -----	
				2007/08	2008/09	Trend	Target	To Date
Increase the levels of achievement through learning for adults	Increase the annual % of participants successfully completing an agreed programme of learning	Report to be provided at Quarter 3.	Report Later	0.0%	0.0%		10.0%	Not avail



Increase levels of achievement through community capacity building

Action	Measures <i>(non statistical measures shaded grey)</i>	Comments / Progress	Status	----- Previous Years -----			-----This Year -----	
				2007/08	2008/09	Trend	Target	To Date
Take forward key aspects of the community capacity building actions as defined within the Community Learning and Development Strategy Actions	Increase the annual % of people involved in decision making processes affecting their community	Report to be provided at Quarter 3.	Report Later	0.0%	0.0%		10.0%	Not avail
Take forward key aspects of engagement with young people as defined within the Youth Strategy	Increase the annual % of young people involved in decision making processes affecting their community	An additional 416 young people were involved in decision making in Quarter 2. The year to date total of 651 represents a 160% increase on the 2008/09 baseline of 407.	Green	0.0%	90.0%		90.0%	160.0%




Increase involvement in lifelong learning**Increase levels of achievement through learning for young people**

Action	Measures <i>(non statistical measures shaded grey)</i>	Comments / Progress	Status	----- Previous Years -----			-----This Year -----	
				2007/08	2008/09	Trend	Target	To Date
Take forward key aspects of the community capacity building actions as defined within the Community Learning and Development Strategy Actions	Improve Youth Partnership Survey satisfaction ratings of universal services	Next survey due 2011.	Report Later	0.0%	46.0%		Not avail	Not avail

Improve health and increase physical activity**Engage all education establishments in the health promoting schools programme**

Action	Measures <i>(non statistical measures shaded grey)</i>	Comments / Progress	Status	----- Previous Years -----			-----This Year -----	
				2007/08	2008/09	Trend	Target	To Date
Ensure health promotion is embedded in the ethos and practice of all establishments and services	Ensure 100% of schools participating in Health Promoting Schools programmes	100% of schools are participating in Health Promoting Schools programmes of which 92% of all establishments have achieved bronze, silver or gold status.	Green	100.0%	100.0%		100.0%	100.0%
	Increase the overall level of success in Health Promoting Awards in establishments and services	Report to be provided at Quarter 4.	Report Later	0.0%	25.0%		30.0%	Not avail

Improve health and increase physical activity**Engage all education establishments in the health promoting schools programme**

Action	Measures <i>(non statistical measures shaded grey)</i>	Comments / Progress	Status	----- Previous Years -----			-----This Year -----	
				2007/08	2008/09	Trend	Target	To Date
Continue to work towards accreditation of Youth Learning Establishments as Health Promoting	100% of Youth Learning Establishments to continue to work towards accreditation of as 'Health Promoting' with NHS Lanarkshire	Report to be provided at Quarter 4.	Report Later	100.0%	100.0%		100.0%	Not avail
	Deliver a minimum of 100 health related programmes across Youth Learning Services	34 programmes took place during Quarter 1 and 67 programmes took place during Quarter 2.	Green	112	147		100	101
	Increase the percentage of young people stating health as 'very good' annually	Next survey due 2011.	Report Later	0.0%	Not avail		Not avail	Not avail
Provide a range of physical, social and cultural activity for all children within schools and establishments	Increase the range of physical, social and cultural activities in all schools and establishments	Cultural Co-ordinators have continued to plan and deliver arts and cultural activities across SLC from Pre 5s to S6. Programmes continue to offer universal, targeted and specialist opportunities in music, dance, drama, visual art, multi-media and heritage with many directly linking to the outcomes of CfE. Many programmes have been linked to topical issues such as child protection (Be Safe and Artsnet), Multiculturalism (Scottish Traditions of Dance Trust), Emotional Literacy (Dragonfly and Solar Bear) and Anti-Social Behaviour (Kickstart). Strong partnerships have been brokered both within and external to SLC and a range of funding sources have been utilised to maximise delivery of programmes. In all around 7,000 pupils and 500 staff were involved over this period.	Green	---	---		---	---
Implement key aspects of HALL 4 Improvement strategy	Take forward key aspects of HALL 4 in all Early Years establishments by March 2010	Vision screening programme facilitated for all Pre-school year children. Health promotion activities and toothbrushing programme undertaken within all nurseries. Nutritional and oral guidelines steering group producing updated material.	Green	---	---		---	---
Provide support to vulnerable children and young people	Develop a range of support materials for children and young people experiencing loss and bereavement by March 2010	To be reported in Quarter 4.	Report Later	---	---		---	---

Improve lives of vulnerable children, young people and adults**Ensure national priorities for vulnerable children and families are addressed**

Action	Measures <i>(non statistical measures shaded grey)</i>	Comments / Progress	Status	----- Previous Years -----			-----This Year -----	
				2007/08	2008/09	Trend	Target	To Date
Progress key aspects of Getting It Right for Every Child in all establishments and services	Implement key aspects of Getting it Right for Every Child	Principles are being rolled out across all localities and being applied to all fields of work and any new developments. Paper Testing sites and case loads have been agreed across each of the 4 localities. Initial test period will be complete by February 2010.	Green	---	---		---	---
	Increase opportunities for partnership working with other agencies	Each area developing a locality plan. More Choices More Chances strategy groups are now in place across 4 areas and these take a lead role in developing and implementing the 16+ agenda. Early years tracking and monitoring systems are in place and are providing valuable information. Implementation of Future Planning Partnership for all children with additional support needs will be in place by March 2010. A management information group has been established in Hamilton to coordinate partnership activity and to support planning and monitoring processes.	Green	---	---		---	---
	Deliver Education Resources' commitment within the Integrated Children's Services plan	A self evaluation event with focus on Child Protection will take place in East Kilbride on 22nd October 2009. A self evaluation event was undertaken in Cambuslang/ Rutherglen in September 2009. A Nursery Transition programme was delivered in Hamilton in summer 2009. A partnership working seminar (supporting the transition) was delivered in August. A self evaluation event is planned for November 2009. A seminar for Health staff is planned for December 2009.	Green	---	---		---	---
	Continue to develop the role of learning Communities, including extended teams, to support vulnerable children and families	Each locality in South Lanarkshire has a consistent approach to developing supports for vulnerable children and families. A number of forums have been established. Early years teachers have now been aligned to learning communities from August 2009. Further developments in relation to Getting it Right for Every Child are being implemented.	Green	---	---		---	---

Improve lives of vulnerable children, young people and adults**Ensure national priorities for vulnerable children and families are addressed**

Action	Measures (<i>non statistical measures shaded grey</i>)	Comments / Progress	Status	----- Previous Years -----			----- This Year -----	
				2007/08	2008/09	Trend	Target	To Date
	Complete an evaluation of behaviour support services in all education sectors by June 2009	Audit of existing services and initial review complete. Further proposals being developed. Political approval being sought.	Unassigned	---	---		---	---
	Prepare an action plan following the review of behaviour support by October 2009	Report to be provided in Q3.	Report Later	---	---		---	---
	Implement the Behaviour Support plan by August 2010	Report to be provided in Q4.	Report Later	---	---		---	---
	Produce guidelines for Joint Assessment Teams to improve effectiveness by March 2010	Report to be provided in Q4.	Green	---	---		---	---
Progress key aspects of the National Early Years Framework	Take forward key aspects of the Early Years Framework by March 2010	Strategy agreed and membership of working group approved. Group commenced October 2009. Strategy to be presented to Childcare Partnership meeting 16 November 09.	Green	---	---		---	---