

Report

Report to:	Cambuslang and Rutherglen Area Committee
Date of Meeting:	6 November 2018
Report by:	Executive Director (Community and Enterprise Resources)

Subject:	Roads Investment Plan - Progress Report
----------	--

1. Purpose of Report

1.1. The purpose of the report is to:-

- ◆ Set out progress with the Roads Investment activity in Cambuslang and Rutherglen Area.

2. Recommendation(s)

2.1. The Committee is asked to approve the following recommendation(s):-

- (1) that the progress in the eleventh and final year of the Roads Investment Plan be noted.

3. Background

3.1. It is recognised there is a need to report progress on key priorities to the relevant Area Committee. Given that the Roads Investment Plan 2008/19 represents total investment of £126M it is clearly a key Council initiative. Consequently this report provides the Committee with an update on progress in the Cambuslang and Rutherglen Area in the current year.

3.2. The condition of roads and pavements continues to be a significant concern for members of the public. The South Lanarkshire Household Survey of 2010 recorded a public satisfaction rating of only 18.6% with regard to the condition of roads and footways highlighting the need to continue the investment programme. A further independent survey in 2013 recorded a satisfaction rating of 24.7% for road conditions. The most recent Household Survey in 2014 identified some further progress with satisfaction levels increasing to 29%. However, this remained the lowest rating of any Council Service and it is clear that while good progress has been achieved much work remains to be done.

3.3. The current commitment to the Roads Investment Plan ends in 2019, with future funding subject to ongoing discussions.

4. Improving the Road Network

4.1. The road network is the highest value asset owned by the Council, worth over £3.0 billion. With this in mind the Council Plan identifies improvements to the road network as one of the Council's key objectives/priorities.

- 4.2 The Council approved the implementation of a major roads maintenance and reconstruction programme over eight years, 2008 to 2016. In November 2011 the Executive Committee agreed that the timescale be extended from 2016 to 2019.

The total value of the works amounted to £126 million and was phased as follows:-

Year	£m per annum	Total
2008 - 2009	£6 million	£6 million
2009 - 2010	£12 million	£18 million
2010 – 2011	£12 million	£30 million
2011 - 2012	£12 million	£42 million
2012 – 2013	£12 million	£54 million
2013 – 2014	£12 million	£66 million
2014 - 2015	£12 million	£78 million
2015 - 2016	£12 million	£90 million
2016 – 2017	£12 million	£102 million
2017 – 2018	£12 million	£114 million
2018 - 2019	£12 million	£126 million

5. Priorities

- 5.1 Each carriageway and footway scheme identified for improvement is scored using the criteria listed below. The schemes are then ranked in order of priority to ensure those requiring attention and providing the greatest benefit are included in a programme at the earliest possible date.

Carriageway Scoring System				
	Criteria	Max Score	Weighting	Score
1	Condition	10	6	60
2	Claims/Defect Reports	10	1	10
3	Assistance to Other Priorities	10	1	10
4	Maintenance Category	5	4	20
Maximum Total				100

Footway/Footpath Scoring System				
	Criteria	Max Score	Weighting	Score
1	Condition	10	5	50
2	Importance/Accessibility	5	2	10
3	Claims/Defect Reports	10	2	20
4	Assistance to Other Priorities	10	2	20
Maximum Total				100

- 5.2 This approach of treating the worst roads first is also being increasingly complemented by an “asset management” approach whereby relatively low cost interventions, such as surface dressing, are being used to seal existing road surfaces, improve skid resistance and generally prolong the life of the road.
- 5.3 Such an approach represents good value for money and a long term outlook. However, it can generate comments that “better” roads are being treated before those which are “worse”.
- 5.4 With the Roads Investment Plan ending this year the adequacy of future funding is a key issue.

6 Progress to date – 2018/19

- 6.1 To 19 September 2018, in total 112 schemes have been completed throughout South Lanarkshire, including 18 in Cambuslang and Rutherglen. The remaining 14 in

Cambuslang and Rutherglen are schemes either in progress or programmed to be completed by March 2019, as shown below:-

Carriageway Schemes					
	No. of Schemes	Completed	In progress	Programmed	% Complete
SLC	163	99	9	55	60.7%
Cambuslang and Rutherglen	26	15	2	9	57.7%

Footway Schemes					
	No. of Schemes	Completed	In progress	Programmed	% Complete
SLC	26	13	4	9	50%
Cambuslang and Rutherglen	6	3	1	2	50%

The schemes in the Cambuslang/Rutherglen Area for 2018 - 2019 are listed in Appendix 1.

6.2 The condition of roads is monitored nationally via the Scottish Road Maintenance Condition Survey (SRMCS). South Lanarkshire's results for 2017/18 (the most recent results available) show the Council is now 10th of the 32 Councils in terms of the condition of our road network.

6.3 The road condition index trends provided at Appendix 2 illustrate how road conditions has changed over time in the Rutherglen and Cambuslang area.

7 Employee Implications

7.1 None.

8. Financial Implications

8.1 Works are being funded via approved budgets. Carriageway condition is improving as a result of the significant investment. However, additional investment in both carriageway and footways will be required beyond 2019 if progress is to be maintained and recent improvements protected. This is subject to ongoing discussions.

9 Other Implications

9.1 Continuing to progress this investment programme will reduce the risk of third party claims and improve public satisfaction with regard to road and footway conditions.

10. Equality Impact Assessment and Consultation Arrangements

10.1 The Roads Investment Plan 2008-2019 will improve road and footway conditions for all sections of the community.

10.2 There was no requirement to undertake an equality impact assessment or consultation in terms of the content of this report.

Michael McGlynn
Executive Director (Community and Enterprise Resources)

28 September 2018

Link(s) to Council/Values/Ambitions Objectives

Improve the road network, influence improvements in public transport and encourage active travel.

Previous References

Cambuslang and Rutherglen Area Committee - 19 December 2017

List of Background Papers

None

Contact for Further Information

If you would like further information, please contact: - Martin Muir, Roads Area Manager
(01698-455204)

Email: Martin.Muir@southlanarkshire.gov.uk

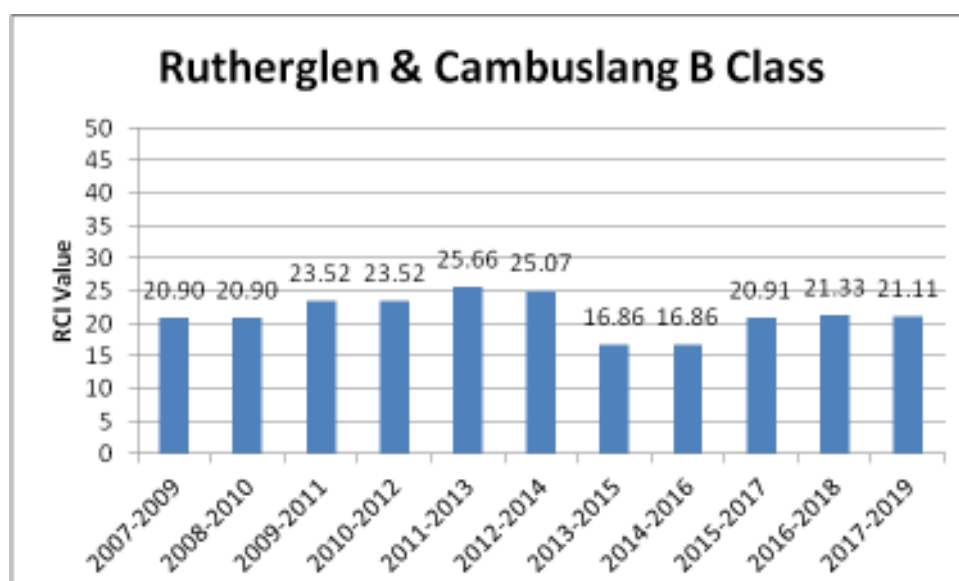
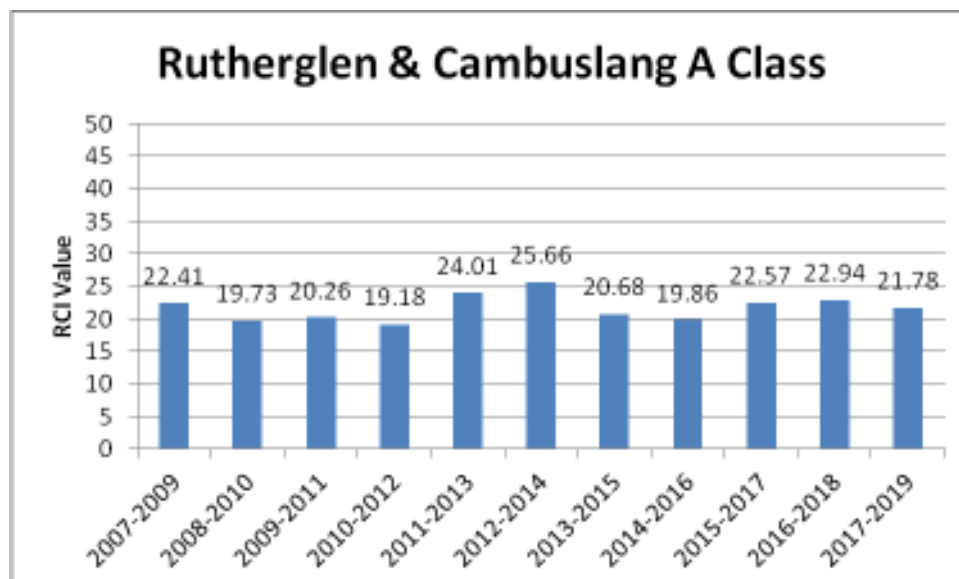
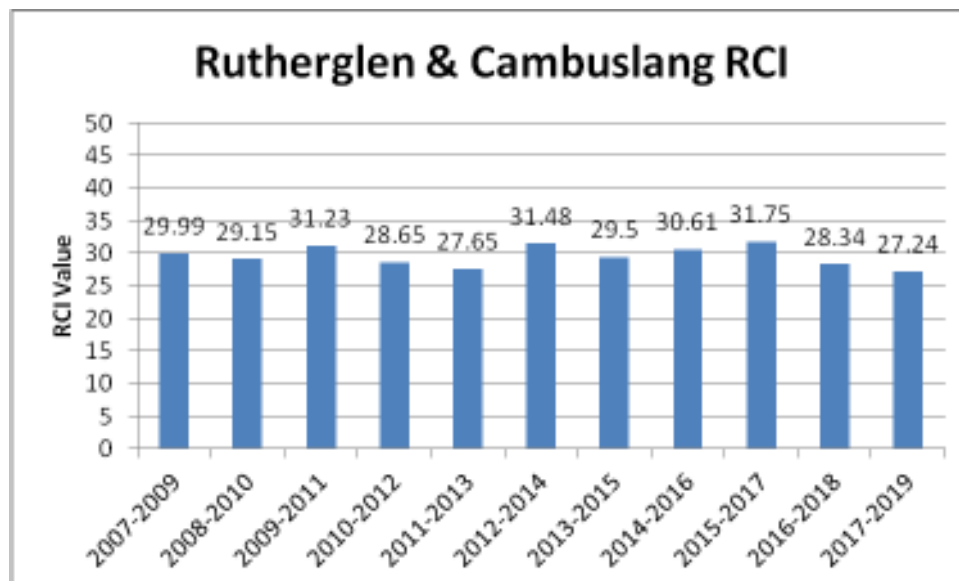
Appendix 1

Roads Investment Schemes – Cambuslang and Rutherglen 2018-2019

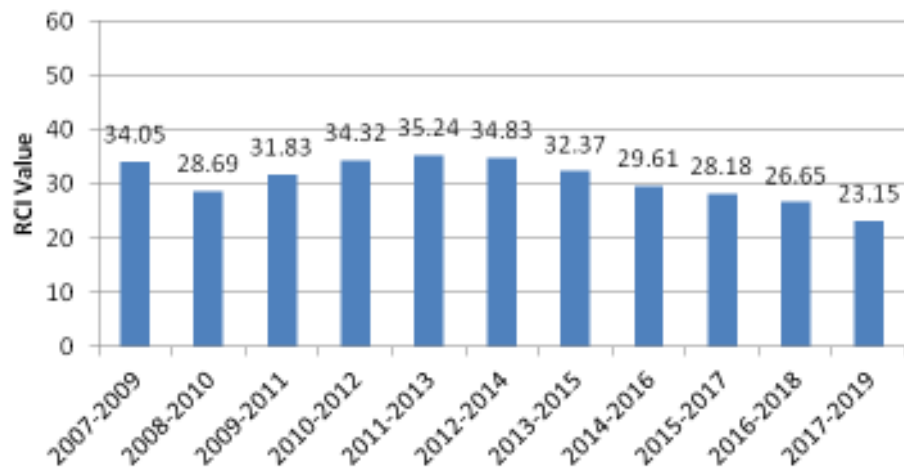
Capital Investment		
Carriageway Resurfacing Schemes	Costs	Status
Queen Street, Rutherglen	£15,000	Programmed
East Main Street, Rutherglen	£105,000	Complete
A749, Glasgow Road, Cambuslang	£116,000	Complete
A730, Mill Street, Rutherglen	£72,000	Complete
Carrick Road, Rutherglen	£95,000	Complete
Lochlea Road, Rutherglen	£104,000	Programmed
Neilvaig Drive, Rutherglen	£72,000	Complete
Bankhead road, Rutherglen	£45,000	Complete
Trinity Drive, Cambuslang	£13,000	Programmed
A763 Clydeford Road, Cambuslang	£80,000	Programmed
Watson Avenue, Rutherglen	£54,000	In Progress
Dale Way, Rutherglen	£12,000	Complete
Broomieknowe Drive, Rutherglen	£20,000	Programmed
Southhill Avenue, Rutherglen	£18,000	In Progress
Holmhills Gardens, Cambuslang	£16,000	Complete
Abbeydale Way, Rutherglen	£7,000	Complete
Glenside Drive, Cambuslang	£86,000	Complete
Mansefield Avenue, Cambuslang	£28,000	Complete
Snaefell Crescent, Cambuslang	£50,000	Programmed
Lindores Avenue, Rutherglen	£8,000	Programmed
Craigallian Avenue, Cambuslang	£34,000	Complete
Barnflat Street, Rutherglen	£40,000	Programmed
Avenue Street, Rutherglen	£38,000	Programmed
Stanhope Drive, Rutherglen	£11,000	Complete
George Mann Terrace / Drumilaw, Rutherglen	£73,000	Complete
Rowantree Avenue, Rutherglen	£15,000	Complete
Capital Carriageway Total	£1,227,000	
Footway Schemes		
Westburn Road, Cambuslang	£9,000	Complete
Woodlands Crescent, Cambuslang	£35,000	Programmed
Holmhill Gardens, Cambuslang	£27,000	In Progress
Alloway Crescent, Rutherglen	£76,000	Programmed
Greenlees Road, Rutherglen	£20,000	Complete
Mitchell Drive, Rutherglen	£27,000	Complete
Capital Footway Total	£194,000	
Capital Total	£1,421,000	

Appendix 2

Road Condition Index 2009-2017



Rutherglen & Cambuslang C Class



Rutherglen & Cambuslang Unclassified

