

## Participatory Budgeting – Update for East Kilbride Area Committee November 2021

<b>Service Area</b>	Education	<b>Lead Officer</b>	Laura Mitchell
---------------------	-----------	---------------------	----------------

### Stage 1 : Pre-Consultation:

- What are we asking the public for their view on (what service is it / description etc)?
- How much funding are we asking about?
- Who are we asking,
- How are we doing this ?
- When are we doing this ?
- When will we report back ?

### Progress update since last Area Committee:

#### Participatory Budget Allocation

As reported at the last Area Committee meeting, schools within the East Kilbride area have allocated £130,353.67 of their £1.559m PEF allocation for participatory budgeting (PB). Appendix 1 shows a breakdown of this for each of the learning communities. Appendix 2 summarises the percentage of PEF allocation that schools have allocated for participatory budgeting – 77.1% of schools have allocated the minimum 5% of their PEF budget, whilst 22.9% of schools have allocated more than this. A further school-by-school breakdown is outlined in Appendix 3.

#### Reported Outcome

Schools have undertaken a rigorous consultation process with stakeholders led by a Participatory Budgeting Stakeholder Group in each school. Some examples of how stakeholder ideas have been collected by schools are: outdoor parent coffee sessions; Google Forms; use of electronic programmes like Jamboard to create post-it note boards of pupil ideas and paper mind maps of ideas.

Schools then engaged stakeholders in the voting process. Electronic and paper-based voting, as well as more hands-on options, were used by establishments based on their own intelligence in meeting the needs of their stakeholders. Appendix 3 outlines the outcome of the vote for each school. Appendix 4 outlines the distribution of votes by stakeholders across the East Kilbride area.

#### Next Steps

Schools are now progressing with their spend to ensure the minimum 5% is spent in full by end of March 2022. The central Equity Team is available to help schools navigate any challenges they face to ensure a full spend before the end of the financial year. Some schools have communicated that the PB Stakeholder Group in their school will continue to lead this across the school, further consulting with stakeholders on the detail of the proposed spend. The Equity Team is currently gathering specific school examples of good practice, which will be collated into case studies; these will be shared at future Area Committee meetings.

### Stage 2 : Post Consultation

- The outcome of the PB activity
- What happens next ?
- Further reporting requirements (eg required Committee approval)

Following the voting process, Education Resources will provide Area Committees with the

following:

- Summary Report of each school's PB outcome (available late October/early November) and Local Authority and Area analysis report.
- Regular updates and reports at Area Committee meetings including case studies focussed on impact/success (ongoing).
- Local Authority Financial Report on how PEF money allocated for PB has been spent (May/June 2022).

Education Resources will support schools with the implementation of PB and monitor and track the impact. Findings will inform any future PB activity within Education Resources.

Regular PB Updates and the highlighting of good practice will be communicated to schools via the PB and Equity Teams Pages and through our @SLCTwitter handle.

# Total PB Spend

**£130,353.47 (8%)**


## Learning community breakdown of PB Spend:

Calderglen = £50,335.25 (39%)

Duncanrig = £44,679.14 (34%)

SASB = £27,479.92 (21%)

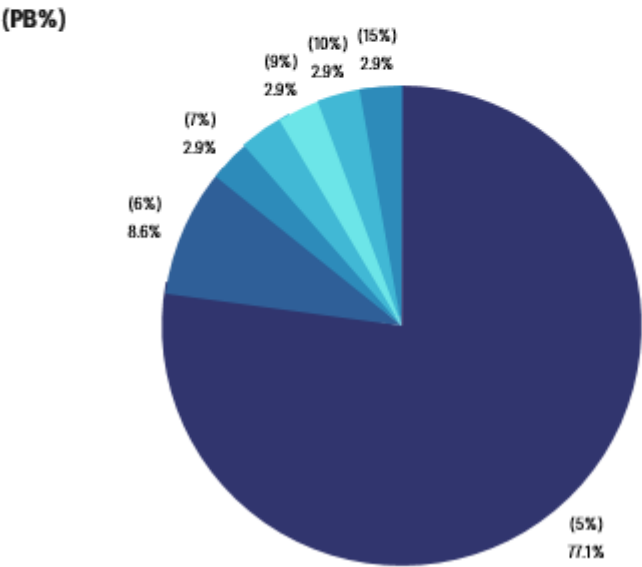
Strathaven = £7,859.16 (6%)



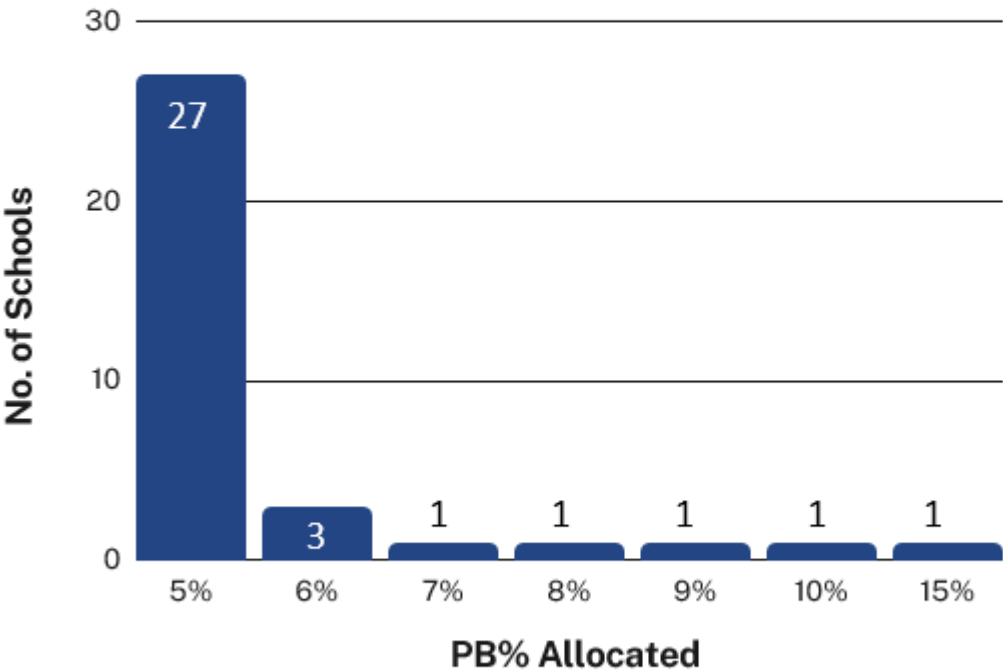


# PB in the East Kilbride Area

% of Schools Who Allocated:



Number of Schools Who Allocated:



## A Further Breakdown Calderglen L.C.

School	Total PB Spend	PB% of PEF	Approach
Blacklaw PS	£1,690.80	5%	Digital software
Halfmerke PS	£1,142.40	6%	Extra-curricular clubs and equipment
Heathery Knowe PS	£4,226.96	5%	Outdoor resources
Hunter PS	£2,113.45	5%	Outdoor/Play resources
Long Calderwood PS	£5,452.74	9%	Family learning
Maxwellton PS	£2,183.90	5%	STEM resources
Mount Cameron PS	£1,549.90	5%	HWB resources
Murray PS	£3,804	5%	HWB resources
West Mains School	£3,552.45	5%	Curricular visits
Greenburn School	£4,357.85	5%	Technology resources
Sanderson High	£10,144.65	15%	Outdoor resources and development
Calderglen High	£7,106.16	5%	HWB resources/Outdoor development

**Total PB Spend = £50,335.25**

**Average PB % = 6%**

# A Further Breakdown Duncanrig L.C.

School	Total PB Spend	PB% of PEF	Approach
Auldhouse Primary	£1,014.48	8%	HWB/Outdoor resources
Canberra Primary	£2,677.05	5%	Outdoor development
Castlefield Primary	£3,452	5%	Music resources
Crosshouse Primary	£5,917.70	5%	Outdoor resources
East Milton Primary	£3,522.45	5%	Cooking club resources
Greenhills Primary	£7,608.50	5%	Outdoor resources
Kirktonholme Primary	£2,888.41	5%	Indoor/outdoor sport resources
Mossneuk Primary	£2,113.45	5%	Outdoor resources
South Park Primary	£2,958.85	5%	HWB resources and clothing bank
Duncanrig Secondary	£12,526.25	5%	Supported study

**Total PB Spend = £44,679.14**

**Average PB % = 5%**

# A Further Breakdown SASB L.C.

School	Total PB Spend	PB% of PEF	Approach
Our Lady of Lourdes Primary	£3,733.80	5%	Curricular visits
St. Hilary's Primary	£1,268.10	5%	ICT resources
St. Kenneth's Primary	£5,495.00	10%	Outdoor resources
St. Leonard's Primary	£3,099.75	5%	Outdoor resources
St. Louise Primary	£1,902.10	5%	Outdoor resources
St. Vincent's Primary	£4,226.95	5%	School uniform/curricular visits
St Andrew's & St Brides High	£7,754.22	6%	Transport/study resources

**Total PB Spend = £ 27,479.92**

**Average PB % = 6%**

# A Further Breakdown Strathaven L.C.

School	Total PB Spend	PB% of PEF	Approach
Chapelton Primary	£211.35	5%	Outdoor learning
Glassford Primary	£281.80	5%	ICT resources
Kirklandpark Primary	£1,479.45	7%	Play resources
Sandford Primary	£253.60	5%	Outdoor learning
Wester Overton Primary	£2,028.96	6%	Eco garden
Strathaven Academy	£3,604	5%	Barista machine

**Total PB Spend = £7,859.16**

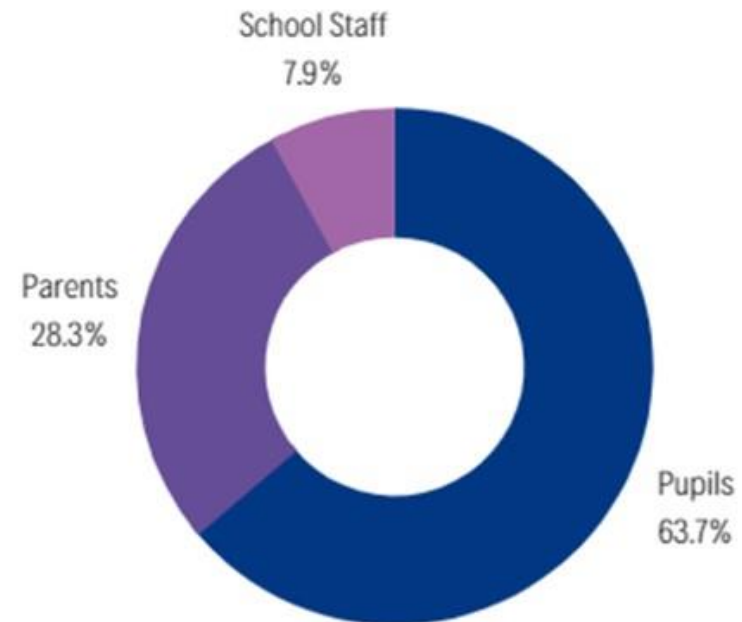
**Average PB % = 6%**

# The Vote

SOUTH  
LANARKSHIRE  
COUNCIL

**Average % of Pupils who voted – 80%**  
**Average % of Staff who voted – 72%**

## Percentage Split of votes:



**Number of pupils who voted – 7,251**  
**Number of parents who voted – 3,224**  
**Number of staff who voted – 904**