

Report

Report to:	Cambuslang and Rutherglen Area Committee
Date of Meeting:	19 December 2017
Report by:	Executive Director (Community and Enterprise Resources)

Subject:	Roads Investment Plan - Progress Report
----------	--

1. Purpose of Report

1.1. The purpose of the report is to:-

- ◆ Set out progress with the Roads Investment activity in Cambuslang and Rutherglen Area.

2. Recommendation(s)

2.1. The Committee is asked to approve the following recommendation(s):-

- (1) that the progress in the tenth year of the Roads Investment Plan be noted

3. Background

3.1. It is recognised there is a need to report progress on key priorities to the relevant Area Committee. Given that the Roads Investment Plan 2008/19 represents total investment of £126M it is clearly a key Council initiative. Consequently this report provides the Committee with an update on progress in the Cambuslang and Rutherglen Area in the current year.

3.2. The condition of roads and pavements continues to be a significant concern for members of the public. The South Lanarkshire Household Survey of 2010 recorded a public satisfaction rating of only 18.6% with regard to the condition of roads and footways highlighting the need to continue the investment programme. A further independent survey in 2013 recorded a satisfaction rating of 24.7% for road conditions. The most recent Household Survey in 2014 identified some further progress with satisfaction levels increasing to 29%. However, this remained the lowest rating of any Council Service and it is clear that while good progress has been achieved much work remains to be done.

3.3. The current commitment to the Roads Investment Plan ends in 2019, with capital investment reducing from £12m to £5.5m in 2019/20. In addition, revenue funding provides further financial support as identified at Appendix A.

4. Improving the Road Network

4.1. The road network is the highest value asset owned by the Council, worth over £3.0 billion. With this in mind the Council Plan identifies improvements to the road network as one of the Council's key objectives/priorities.

- 4.2 The Council approved the implementation of a major roads maintenance and reconstruction programme over eight years, 2008 to 2016. In November 2011 the Executive Committee agreed that the timescale be extended from 2016 to 2019.

The total value of the works is £126 million and is phased as follows:-

Year	£m per annum	Total
2008 - 2009	£6 million	£6 million
2009 - 2010	£12 million	£18 million
2010 – 2011	£12 million	£30 million
2011 - 2012	£12 million	£42 million
2012 – 2013	£12 million	£54 million
2013 – 2014	£12 million	£66 million
2014 - 2015	£12 million	£78 million
2015 - 2016	£12 million	£90 million
2016 – 2017	£12 million	£102 million
2017 – 2018	£12 million	£114 million
2018 - 2019	£12 million	£126 million

5. Priorities

- 5.1 Each carriageway and footway scheme identified for improvement is scored using the criteria listed below. The schemes are then ranked in order of priority to ensure those requiring attention and providing the greatest benefit are included in a programme at the earliest possible date.

Carriageway Scoring System				
	Criteria	Max Score	Weighting	Score
1	Condition	10	6	60
2	Claims/Defect Reports	10	1	10
3	Assistance to Other Priorities	10	1	10
4	Maintenance Category	5	4	20
Maximum Total				100

Footway/Footpath Scoring System				
	Criteria	Max Score	Weighting	Score
1	Condition	10	5	50
2	Importance/Accessibility	5	2	10
3	Claims/Defect Reports	10	2	20
4	Assistance to Other Priorities	10	2	20
Maximum Total				100

- 5.2 This approach of treating the worst roads first is also being increasingly complemented by an “asset management” approach whereby relatively low cost interventions, such as surface dressing, are being used to seal existing road surfaces, improve skid resistance and generally prolong the life of the road.
- 5.3 Such an approach represents good value for money and a long term outlook. However, it can generate comments that “better” roads are being treated before those which are “worse”.

6 Progress to date – 2017/18

- 6.1 To 19 September 2017, in total 81 schemes have been completed throughout South Lanarkshire, including 8 in Cambuslang and Rutherglen. The remaining 33 in Cambuslang and Rutherglen are schemes either in progress or programmed to be completed by March 2018, as shown below:-

Carriageway Schemes					
	No. of Schemes	Completed	Programmed	Remaining	% Complete
SLC	187	76	104	7	40.6%
Cambuslang and Rutherglen	37	8	27	2	21.6%

Footway Schemes					
	No. of Schemes	Completed	Programmed	Remaining	% Complete
SLC	13	5	7	1	38.5%
Cambuslang and Rutherglen	4	0	3	1	0.0%

The schemes in the Cambuslang/Rutherglen Area for 2017 - 2018 are listed in Appendix 1.

- 6.2 The condition of roads is monitored nationally via the Scottish Road Maintenance Condition Survey (SRMCS). South Lanarkshire's results for 2016/17 (the most recent results available) show the Council are now 13th of the 32 Councils in terms of the condition of our road network.
- 6.3 The road condition index trends provided at Appendix 2 illustrate how road condition has changed over time in the Rutherglen and Cambuslang area.

7 Employee Implications

- 7.1 None.

8. Financial Implications

- 8.1 Works are being funded via approved budgets.

9 Other Implications

- 9.1 Continuing to progress this investment programme will reduce the risk of third party claims and improve public satisfaction with regard to road and footway conditions.

10. Equality Impact Assessment and Consultation Arrangements

- 10.1 The Roads Investment Plan 2008-2019 will improve road and footway conditions for all sections of the community.
- 10.2 There was no requirement to undertake an equality impact assessment or consultation in terms of the content of this report.

Michael McGlynn
Executive Director (Community and Enterprise Resources)

15 November 2017

Link(s) to Council Values/Objectives

- ◆ Improve the road network, influence improvements in public transport and encourage active travel

Previous References

Cambuslang and Rutherglen Area Committee - 1 November 2016

List of Background Papers

None

Contact for Further Information

If you would like further information, please contact: - Martin Muir, Roads Area Manager
(01698-455204)

Email: Martin.Muir@southlanarkshire.gov.uk

Appendix 1

Roads Investment Schemes – Cambuslang and Rutherglen 2017-2018

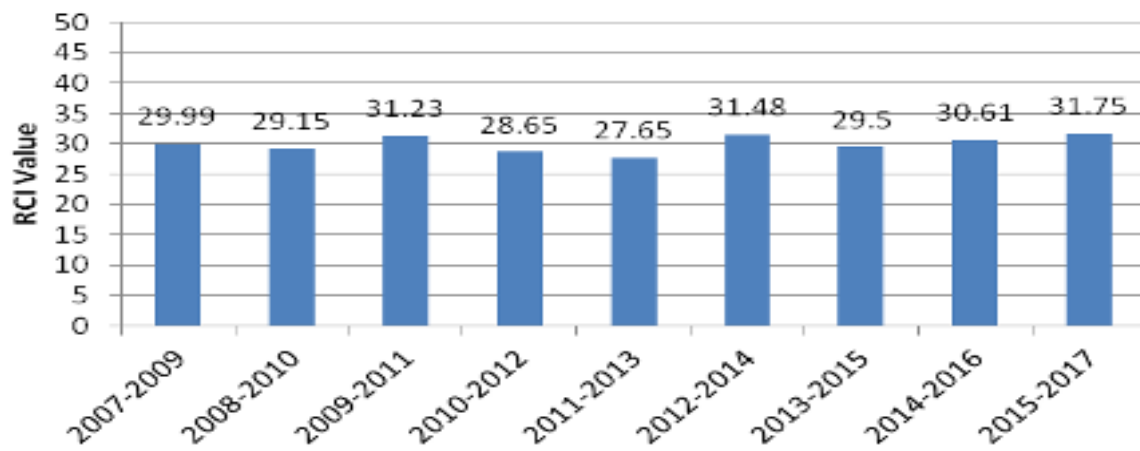
Capital Investment		
Carriageway Resurfacing Schemes	Costs	Status
Lightburn Rd, Cambuslang	£62,000	Programmed
Penman Ave, Rutherglen	£31,500	Programmed
Toryglen Rd, Rutherglen	£50,000	Programmed
Fishescoates Gdns, Cambuslang	£42,000	Complete
Kings Cr, Cambuslang	£10,000	Programmed
Tanzieknowe Rd, Cambuslang	£70,000	Complete
Trinity Dr, Cambuslang	£12,500	Programmed
Bankhead Rd, Rutherglen	£150,000	Complete
Snaefell Cr, Rutherglen	£50,000	To be programmed
Hillhead Ave, Rutherglen	£45,000	Complete
Croftfoot Rd, Rutherglen	£135,000	Programmed
Hallside Ave, Cambuslang	£45,000	Programmed
Hallside Cr, Cambuslang	£35,000	Programmed
Hallside Dr, Cambuslang	£20,000	Programmed
Slenavon Ave, Rutherglen	£29,000	Programmed
Shieldaig Dr, Rutherglen	£55,000	Complete
Rowantree Ave, Rutherglen	£10,000	Programmed
Kingsheath Ave, Rutherglen	£32,500	Programmed
Harriet St, Rutherglen	£38,000	Programmed
Tanzieknowe Ave, Rutherglen	£13,000	Complete
Tanzieknowe Dr, Rutherglen	£25,000	Complete
Tanzieknowe Pl, Rutherglen	£10,000	Complete
Galloway Dr, Rutherglen	£125,000	In progress
Glenside Dr, Cambuslang	£24,000	Programmed
Gilmour Cr, Rutherglen	£26,000	Programmed
Carriageway Micro Surfacing		
Westburn Rd, Cambuslang	£87,000	Programmed
East Greenlees Cres, Cambuslang	£29,000	Programmed
Lochbrae Dr, Rutherglen	£18,500	Programmed
Capital Total	£1,280,000	
Revenue Investment		
Carriageway Micro Surfacing		
McCallum Ave, Rutherglen	£15,000	Programmed
Reid St, Rutherglen	£10,000	Programmed
Scioncroft Ave, Rutherglen	£14,000	Programmed
Upper Bourtree Dr, Rutherglen	£30,000	Programmed
Selkirk Dr, Rutherglen	£5,000	Programmed
Waverley Dr, Rutherglen	£7,500	Programmed
Fraser Ave, Rutherglen	£7,500	Programmed

Greenlees Park, Cambuslang	5,500	Programmed
Mclver St, Cambuslang	£10,500	Programmed
Footway Schemes		
Westburn Road, Cambuslang	£25,000	Programmed
Mitchell Dr, Rutherglen	£37,500	Programmed
Castlefern Rd, Rutherglen	£50,000	To be programmed
Greenlees Rd, Cambuslang	£17,500	Programmed
Revenue Total	£235,000	

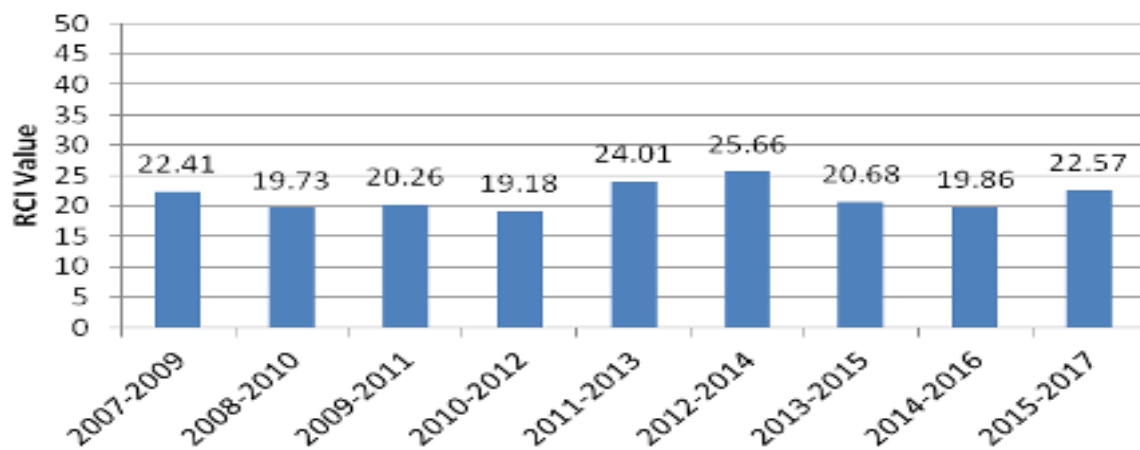
Appendix 2

Road Condition Index 2009-2017

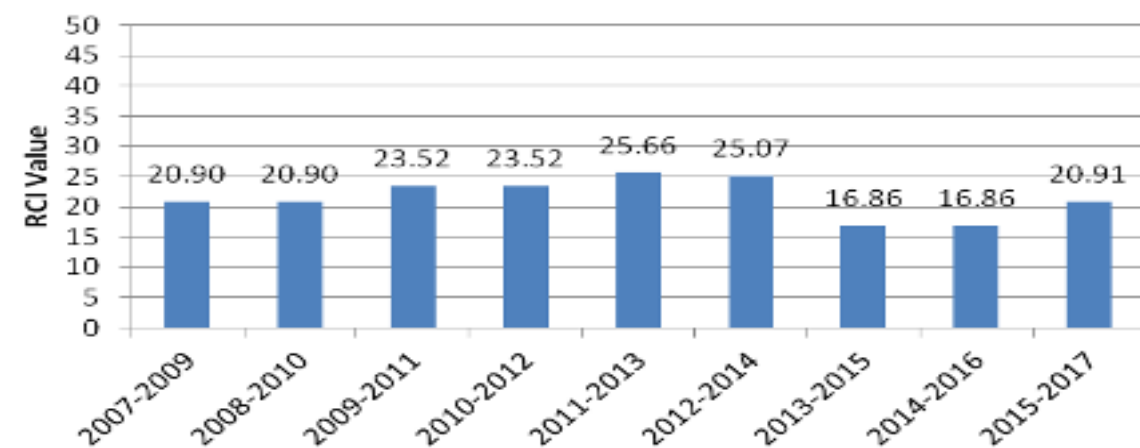
Rutherglen & Cambuslang RCI



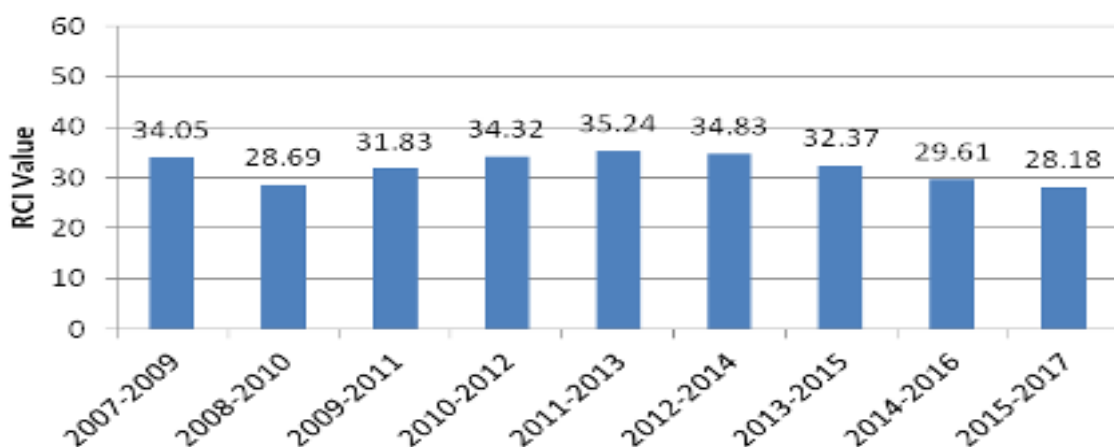
Rutherglen & Cambuslang A Class



Rutherglen & Cambuslang B Class



Rutherglen & Cambuslang C Class



Rutherglen & Cambuslang Unclassified

