

Participatory Budgeting – Update for Hamilton Area Committee 17 November 2021

Service Area	Education	Lead Officer	Laura Mitchell
---------------------	-----------	---------------------	----------------

Stage 1 : Pre Consultation :

- What are we asking the public for their view on (what service is it / description etc)?
- How much funding are we asking about?
- Who are we asking,
- How are we doing this ?
- When are we doing this ?
- When will we report back ?

Progress update since last Area Committee:

Participatory Budget Allocation

Schools within the Hamilton Area have allocated £255,013.94 of their £3,149,520 PEF Allocation for participatory budgeting (PB). Appendix 1 shows a breakdown of this for each of the learning communities. Appendix 2 summarises the percentage of PEF allocation that schools have allocated for participatory budgeting – 87.8% of schools have allocated the minimum 5% of their PEF budget, whilst 10.2% of schools have allocated more than this. A further school-by-school breakdown is outlined in Appendix 3.

Reported Outcome

Schools have undertaken a rigorous consultation process with stakeholders led by a Participatory Budgeting Stakeholder Group in each school. Some examples of how stakeholder ideas have been collected by schools are: outdoor parent coffee sessions; Google Forms; use of electronic programmes like Jamboard to create post-it note boards of pupil ideas; and paper mind maps of ideas.

Schools then engaged stakeholders in the voting process. Electronic and paper-based voting, as well as more hands-on options, were used by establishments based on their own intelligence in meeting the needs of their stakeholders. Appendix 3 outlines the outcome of the vote for each school. Appendix 4 outlines the distribution of votes by stakeholders across the Hamilton area.

Support Available

A Microsoft Teams group for school PB Leads has supported and signposted schools to good practice. Practitioners have asked questions and shared good practice within the online area. This has been supported by the central Equity Team. Many schools have been tweeting their PB work to date, tagging our @SLCEquity Twitter feed in their posts. The central Equity Team has been actively monitoring this feed to promote good practice and the sharing of ideas.

Next Steps

Schools are now progressing with their spend, to ensure the minimum 5% is spent in full by end of March 2022. The central Equity Team is available to help schools navigate any challenges they face to ensure a full spend before the end of the financial year. Some schools have communicated that the PB Stakeholder Group in their school will continue to lead this across the school, further consulting with stakeholders on the detail of the proposed spend. The Equity Team is currently gathering specific school examples of good practice, which will be collated into case studies; these will be shared at future Area Committee meetings.

Stage 2 : Post Consultation

- The outcome of the PB activity
- What happens next ?
- Further reporting requirements (eg required Committee approval)

Following the voting process, Education Resources will provide Area Committees with the following:

- Summary Report of each school's PB outcome (available late October/early November) and Local Authority and Area analysis report
- Regular updates and reports at Area Committee meetings including case studies focussed on impact/success (ongoing)
- Local Authority Financial Report on how PEF money allocated for PB has been spent (May/June 2022)

Education Resources will support schools with the implementation of PB and monitor and track the impact. Findings will inform any future PB activity within Education Resources.

Regular PB Updates and the highlighting of good practice will be communicated to schools via the PB and Equity Teams Pages and through our @SLCTwitter handle.

Total PB Spend

£255,013.94 (8%)

Split amongst learning communities:

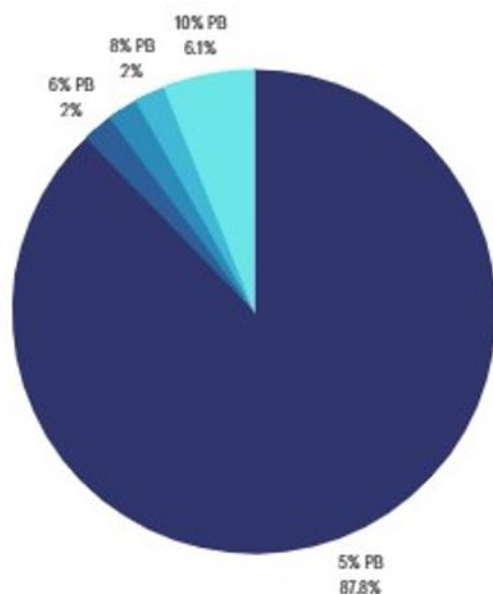
Calderside - £63,780.40 (25%)
Hamilton GS - £52,626.90 (21%)
Holy cross - £32,483.71 (13%)
St. John Ogilvie - £45,067.53 (17%)
Uddingston - £14,180 (6%)
Larkhall - £46,875.40 (18%)



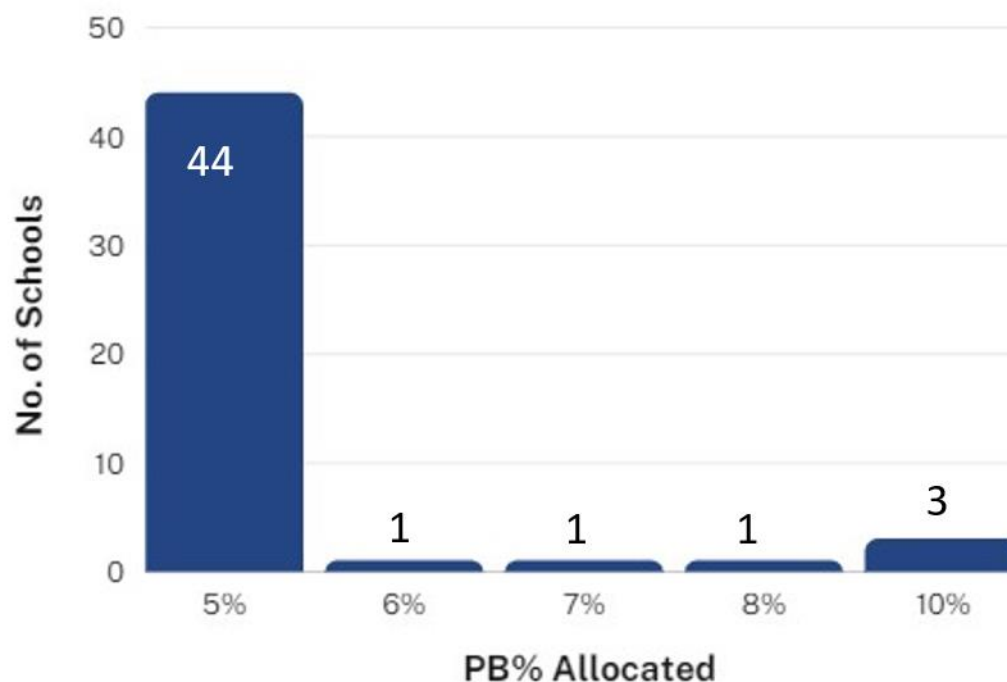
PB in the Hamilton Area



% of Schools Who Allocated:
(PB%)



Number of Schools Who Allocated:



A Further Breakdown Calderdale L.C.

School	Total PB Spend	PB % of PEF	Approach
Auchinraith Primary	£10,820.94	6%	Curriculum visits, ICT, Outdoor Resources and Mental Health and Wellbeing resources
David Livingstone Memorial Primary	£4,086.05	5%	Specialist coaches for Extra-curricular clubs
Glenlee Primary	£8,172.10	5%	Outdoor Resources
High Blantyre Primary	£4,579	5%	Curriculum visits, Healthy Snacks, Uniform Bank, Winter Clothing Bank
Neilsland Primary	£3,240.65	5%	Outdoor Resources, Extra-curricular Clubs, Stationery supplies
Townhill Primary	£2,606.60	5%	Outdoor Resources, Extra-curricular coaches/, Make a Difference fund
Udston Primary	£5,283.70	5%	Play Based Learning
Woodhead Primary	£7,988.90	10%	Outdoor and nurture resources
Hamilton School for the Deaf	£887.65	5%	Curriculum visits
Kear Campus	£4,640.06	10%	Sports Equipment
Calderside Academy	£11,474.75	5%	Water fountain and reusable bottles

Total PB Spend = £ 63,780.40

Average PB % = 6%

A Further Breakdown Hamilton L.C.

School	Total PB Spend	PB % of PEF	Approach
Beckford Primary	£4,367.85	5%	Literacy, Numeracy, Health & Wellbeing, Family Learning
Chatelherault Primary	£2,677.05	5%	Stationery, Literacy and Numeracy resources
Quarter Primary	£634.00	5%	Extra-curricular Clubs
St. John's Primary	£4,931.00	5%	Chromebooks
Woodside Primary	£6,340.40	5%	Curriculum visits and Extra-curricular Clubs
Hamilton Grammar	£33,676.60	10%	Outdoor Shelter

Total PB Spend = £ 52,626.90

Average PB % = 6%

A Further Breakdown Holy Cross L.C.

School	Total PB Spend	PB % of PEF	Approach
Our Lady & St. Anne's	£4,086.05	5%	Outdoor resources
St. Brides PS (Bothwell)	£1,458.30	5%	STEM Resources
St. Athanasius' Primary	£1,972.55	5%	Outdoor Nurture Area, Extra-curricular Clubs
St. Elizabeth's Primary	£5,128.69	7%	Outdoor Resources
St. John's Primary (Blackwood)	£1,069	5%	STEM Resources
St. John the Baptist Primary	£1,127	5%	Extra-curricular clubs and transport
St Mary's PS (Hamilton)	£2,254.35	5%	Outdoor shelter
St. Mary's PS (Lanark)	£1,197.65	5%	Numicon resources
St. Mary's PS (Larkhall)	£704.50	5%	Cost of the School Day
St. Patrick's Primary	£744.95	5%	Extra-curricular Clubs
St Paul's Primary	£3,240.65	5%	Outdoor Resources
Holy Cross High	£9,500	5%	Indoor/Outdoor Seating

Total PB Spend = £32,483.71

Average PB % = 5%

A Further Breakdown St John Ogilvie L.C.

School	Total PB Spend	PB % of PEF	Approach
St. Blane's Primary	£3,592.90	5%	Curriculum visits
St. Cuthbert's Primary	£3,381.55	5%	Extra-curricular Clubs
St. Joseph's Primary	£4,438.30	5%	Extra-curricular Club (Digital/ICT)
St. Mark's Primary (Hamilton)	£1,197.65	5%	Outdoor shelter
St. Ninian's Primary	£4,579.20	5%	Extra-curricular Clubs, ICT Devices and MiFi
St. Peter's Primary	£3,240.65	5%	Extra-curricular Clubs, Outdoor Resources, ICT
St John Ogilvie HS	£24,637.28	8%	Uniform bank

Total PB Spend = £45,067.53

Average PB % = 5%

A Further Breakdown Uddingston L.C.

School	Total PB Spend	PB % of PEF	Approach
Bothwell Primary	£2,817.95	5%	Outdoor resources Outdoor Sensory and Nurture Area
Muiredge Primary	£2,254.35	5%	
Newton Farm Primary	£3,452	5%	Extra-curricular Clubs
Uddingston GS	£5,655.25	5%	Cost of the School Day, Supporting 'Out of Hours' Education, Supporting the Curriculum

Total PB Spend = £14,180

Average PB % = 5%

A Further Breakdown Larkhall L.C.

School	Total PB Spend	PB % of PEF	Approach
Craigbank Primary	£3,099.75	5%	Outdoor resources
Dalserf Primary	£845	5%	Outdoor resources
Glengowan Primary	£3,311.10	5%	Sports equipment and Extra-curricular Clubs
Hareleeshill Primary	£6,974.45	5%	Sensory equipment
Machanhill Primary	£4,579.20	5%	Food and hygiene products for families
Netherburn Primary	£2,536.15	5%	Curricular visits
Newfield Primary	£3,360.40	5%	Outdoor Resources, transport
Robert Smillie Memorial Primary	£6,481.30	5%	Extra-curricular Clubs
Stonehouse Primary	£3,381.55	5%	Outdoor Resources/School events
Larkhall Academy	£12,306.50	5%	Winter Uniform supplies

Total PB Spend = £46,875.40

Average PB % = 5%

Appendix 4:

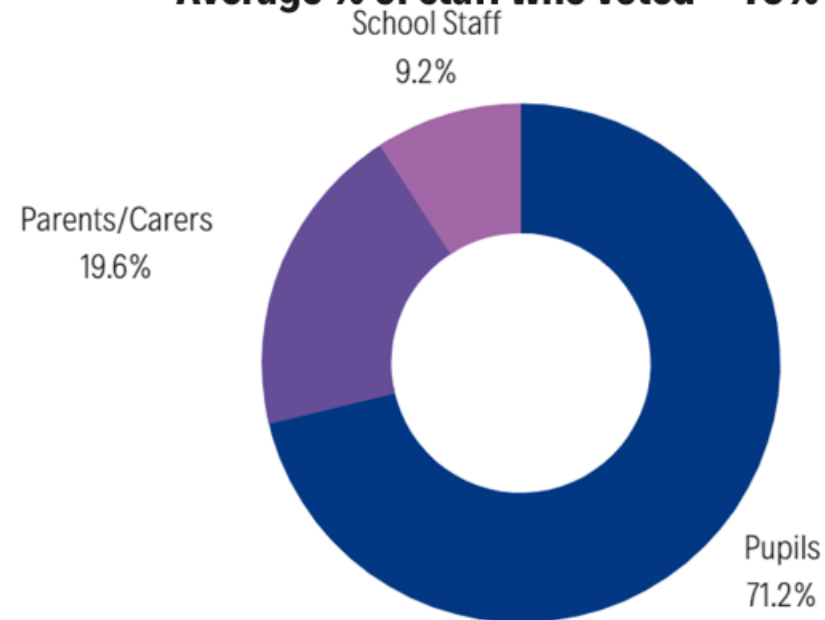
The Vote

SOUTH
LANARKSHIRE
COUNCIL

Percentage Split of votes:

Average % of Pupils who voted – 77%

Average % of staff who voted – 75%



Number of pupils who voted – 10,690

Number of parents/carers who voted – 2,943

Number of staff who voted – 1,377

Total votes – 15,010