

<b>Participatory Budgeting – Update for Hamilton Area Committee January 2023</b>			
<b>Service Area</b>	Education	<b>Lead Officer</b>	Laura Mitchell
<b>Stage 1 : Pre Consultation :</b> <ul style="list-style-type: none"> <li>• What are we asking the public for their view on (what service is it / description etc)?</li> <li>• How much funding are we asking about?</li> <li>• Who are we asking,</li> <li>• How are we doing this ?</li> <li>• When are we doing this ?</li> <li>• When will we report back ?</li> </ul>			
<b>Progress update since last Area Committee</b> <p><b>Participatory Budget Allocation:</b> As reported at the last Hamilton Area Committee, schools within the Hamilton area have collectively allocated £196,007.25 (approximately 5.4%) of their £3,656,910 Pupil Equity Funding (PEF) allocation for participatory budgeting (PB). Appendix 1 shows a breakdown of this for each of the learning communities. Appendix 2 summarises the percentage of PEF allocation that schools have allocated for participatory budgeting – 78% of schools have allocated the minimum 5% of their PEF budget, whilst 22% of schools have allocated more than this.</p> <p><b>Reported Outcome</b> The Participatory Budgeting Stakeholder Group in each school has led the PB process in their school with the consultation now complete. Appendix 3 outlines the outcome of the vote for each school. Appendix 4 shows the distribution of spend across the Hamilton Area. Appendix 5 outlines the distribution of votes by stakeholders across the Hamilton area.</p> <p><b>Next Steps</b> Schools are now progressing with their spend, to ensure the minimum 5% is spent in full by end of March 2023. The central Equity Team are available to help schools navigate any challenges they face to ensure a full spend before the end of the financial year.</p>			
<b>Stage 2 : Post Consultation</b> <ul style="list-style-type: none"> <li>• The outcome of the PB activity</li> <li>• What happens next ?</li> <li>• Further reporting requirements (e.g. required Committee approval)</li> </ul>			
<p>Following the voting, Education Resources will provide Area Committees with the following:-</p> <ul style="list-style-type: none"> <li>- Summary Report of each school's PB outcome (available late October/early November) and Local Authority and Area analysis report of this</li> <li>- Case studies of school activity, which has had particular impact/success (ongoing throughout the year)</li> <li>- Detailed Local Authority Financial Report of how PEF money allocated for PB has been spent (May/June 2023)</li> </ul> <p>Education Resources will support schools with implementation of this and monitor and track the impact of this activity. Findings will inform any future PB activity within Education Resources.</p> <p>Regular PB Updates and the highlighting of good practice will be communicated to schools via the Equity Hub and through our @SLCEquity Twitter handle.</p>			



# Equity

## Hamilton Area Participatory Budgeting Spend for 22/23

**£196,007.25**

5.4% of Hamilton schools PEF Budget

### Split amongst learning communities

Calderside = £55,942 (Approx. 29% of Hamilton PB spend)

Hamilton Grammar = £23,202 (Approx. 12% of Hamilton PB spend)

Holy Cross = £28,527 (Approx. 13% of Hamilton PB spend)

Larkhall = £42,431 (Approx. 22% of Hamilton PB spend)

St John Ogilvie = £22,601 (Approx. 12% of Hamilton PB spend)

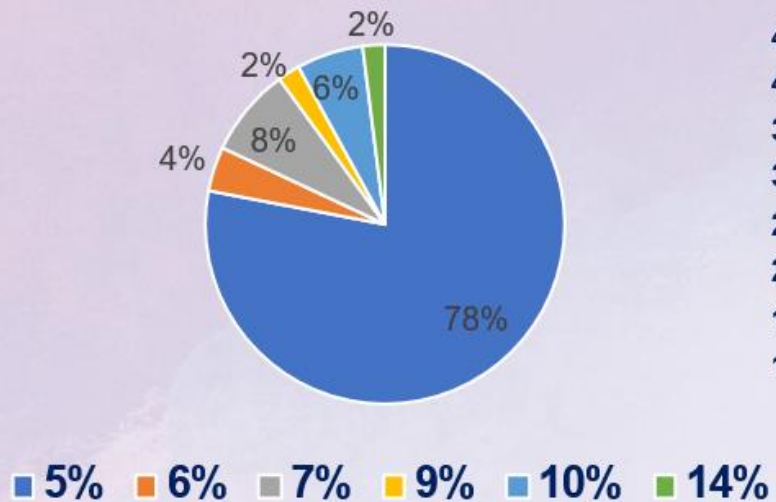
Uddingston = £23,304 (Approx. 12% of Hamilton PB spend)

## Appendix 2:

# Equity

## PB in the Hamilton Area 22 -23

% of Schools That Allocated



Number of Schools Who Allocated:



## Appendix 3:



# Equity

## Calderside Learning Community

School	PB % of PEF	Total PB Spend (£)	Category of Spend
Auchinraith Primary	7%	£ 13,205.50	Outdoor Learning
Calderside Academy	5%	£ 11,270.00	Educational Excursions
David Livingstone Memorial Primary	5%	£ 3,132.00	Clubs
Glenlee Primary	5%	£ 6,982.50	Outdoor Learning
Hamilton School for the Deaf	14%	£ 2,058.00	Clubs
High Blantyre Primary	5%	£ 3,797.50	Educational Excursions
Kear Campus	6%	£ 2,205	Educational Excursions
Neilsland Primary	5%	£ 3,430.00	Educational Excursions
Townhill Primary	5%	£ 2,266.25	Educational Excursions
Udston Primary	5%	£ 5,390.00	Play Resources
Woodhead Primary	10%	£ 7,595.00	Educational Excursions

**Total PB Allocation - £55,941.75**

**Average PB % - 7%**





# Equity

## Hamilton Grammar Learning Community

School	PB % of PEF	Total PB Spend (£)	Category of Spend
Beckford Primary	5%	£3,348.00	Educational Excursions
Chatelherault Primary	5%	£2,052.00	Classroom Enhancements
Hamilton Grammar	5%	£7,472.50	Breakfast Club
Quarter Primary	5%	£486.00	Outdoor Learning
St. John's Primary	5%	£3,780.00	Nurture
Woodside Primary	5%	£6,063.75	Outdoor Learning

**Total PB Allocation - £23,202.25**

**Average PB % - 5%**

# Equity



## Holy Cross Learning Community

School	PB % of PEF	Total PB Spend (£)	Category of Spend
Holy Cross High	5%	£ 7,472.50	Cost of the School Day
Our Lady & St. Anne's	5%	£4,165	Enhanced Learning Experiences
St Mary's PS (Hamilton)	5%	£ 1,960.00	Uniform/Resource Bank
St Paul's Primary	5%	£ 2,817.50	Educational Excursions
St. Athanasius' Primary	5%	£ 2,021.25	Educational Excursions
St. Brides PS (Bothwell)	5%	£ 1,531.25	Resource Bank
St. Elizabeth's Primary	7%	£ 4,000.00	Enhanced Learning Experiences
St. John the Baptist Primary	6%	£ 1,037.00	Playground Resources
St. John's Primary (Blackwood)	7%	£ 1,134.00	Playground Resources
St. Mary's PS (Lanark)	5%	£1,163.75	Outdoor Learning
St. Mary's PS (Larkhall)	5%	£ 612.50	Playground Resources
St. Patrick's Primary	5%	£ 612.50	STEM Resources

**Total PB Allocation - £28,527.25**

**Average PB % - 5%**



# Equity

## Larkhall Learning Community

School	PB % of PEF	Total PB Spend (£)	Category of Spend
Craigbank Primary	7%	£ 4,716.25	Parental Workshops
Dalserf Primary	5%	£ 918.75	Outdoor Learning
Glengowan Primary	5%	£ 2,538.00	IT to support Literacy
Hareleeshill Primary	5%	£ 5,757.50	Playground Enhancement
Larkhall Academy	5%	£ 10,596.25	Mental Health Counselling
Machanhill Primary	10%	£ 8,330.00	CoSD Support for families
Netherburn Primary	5%	£ 2,511.25	Educational Excursions
Newfield Primary	5%	£ 3,307.50	Play Resources
Robert Smillie Memorial Primary	5%	£ 5,880.00	Enhanced Learning Experiences and Educational Excursions
Stonehouse Primary	5%	£ 2,592.00	Educational Events

**Total PB Allocation - £42,431.25**

**Average PB % - 6%**

# Equity



## St John Ogilvie Learning Community

School	PB % of PEF	Total PB Spend (£)	Category of Spend
St John Ogilvie HS	5%	£7105	CoSD Support
St. Blane's Primary	5%	£2940	CoSD Support
St. Cuthbert's Primary	5%	£3552.50	IT to enhance learning
St. Joseph's Primary	5%	£3797.50	Outdoor learning
St. Mark's Primary (Hamilton)	5%	£918	Educational Experiences
St. Ninian's Primary	5%	£4716.25	Workshops
St. Peter's Primary	5%	£3123.75	Educational Excursions

**Total PB Allocation - £22,600.50**

**Average PB % - 5%**



# Equity

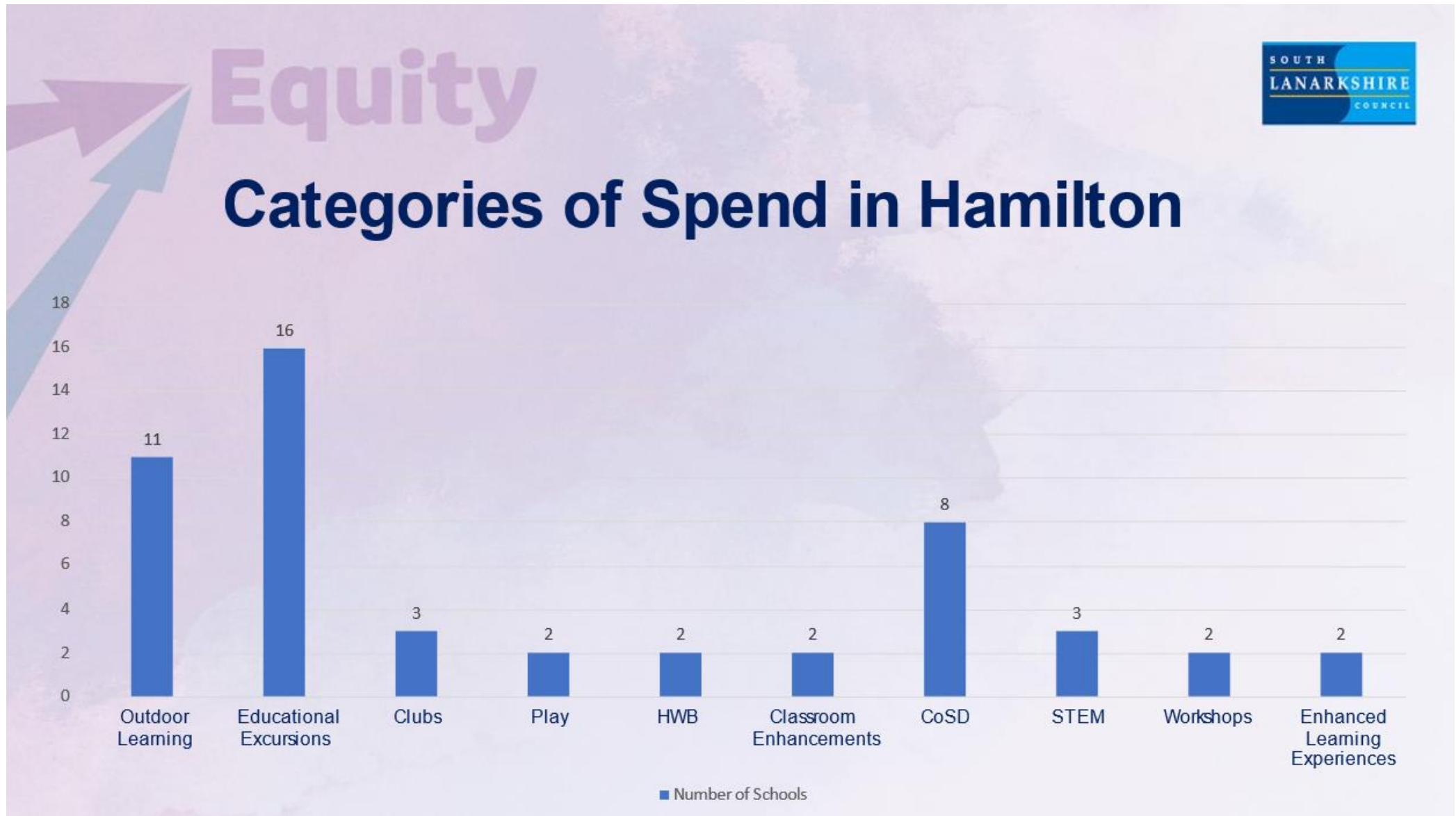
## Uddingston Learning Community

School	PB % of PEF	Total PB Spend (£)	Category of Spend
Bothwell Primary	5%	£ 2,511.25	Sports Coaching
Muiredge Primary	5%	£ 1,728.00	CoSD Support
Newton Farm Primary	10%	£ 9,065.00	Educational Excursions
Uddingston GS	9%	£10,000.00	Educational Excursions

**Total PB Allocation - £23,304.25**

**Average PB % - 7%**

## Appendix 4:



# Equity

## The Vote



### Total votes

Number of pupil votes = 7,482

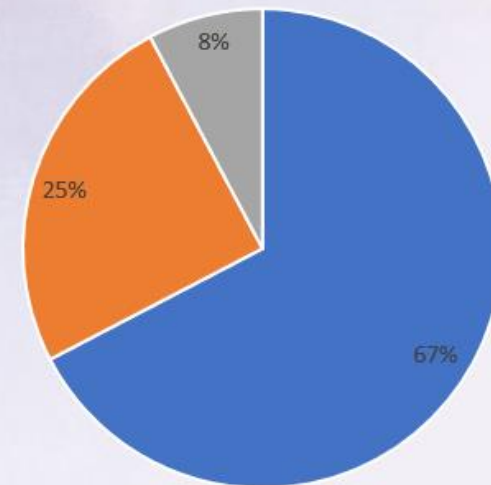
Number of parent votes = 2,736

Number of staff votes = 863

Average Pupil Vote % = 82%

Average Staff Vote % = 75%

Percentage Split of Vote



■ Pupils ■ Staff ■ Parents