

Enterprise Resources

improve

Resource Plan Performance Report Quarter 4 (Jan-Mar) - 2011/12

How to use this performance report

This performance report is intended to be both informative and easy to use. The guide below is designed to help you get the most out of the report and to answer the most common questions you might have.

Council Plan objective or theme

Resource Plan objective

Resource Plan action & associated measures.

Progress update against measure.

Measure Status – how are we doing? The “traffic light” codes are:

Green Achieved, or due to achieve with no issues

Amber There may be problems or minor slippage

Red Not on course, major slippage anticipated

Measures which are to be reported later or which are “for information only” are not colour coded

Vision and Strategic Direction

Improve effective use of our buildings and transport in order to reduce greenhouse gas emissions

Action	Measures (non statistical measures shaded grey)	Comments / Progress	Status	This Year Target	To date	Previous Years		
				2008/09	2009/10	Trend		
Further implement the carbon management plan to reduce greenhouse gas emissions	Reduce the Council's greenhouse gas emissions by March 2010 compared to 2005/06 baseline		Unknown	0.0%	0.0%	5.6%	Not avail	⬇
	Carbon management plan actions covering all key areas of emissions refreshed in March 2011	Current carbon reduction projects cover all resources. These projects will be reviewed and refreshed in March 2011 by members of the carbon management group.	Green	---	---	---	---	---
	Switch Off energy campaigns held in October 2010	The carbon management group are currently planning the 2010 energy reduction campaign to align to the national event, 'Energy Saving Week'.	Green	---	---	---	---	---
Implement the public sector duty under the Climate Change (Scotland) Act 2009.	Review the carbon management plan by January 2011 once guidance on new public sector duties in the Climate Change (Scotland) Act 2009 are clarified	Review of existing Carbon Management Plan on going. Public sector duties within the Climate Change (Scotland) Act 2009 will be taken into account in the revised version of the carbon management plan.	Green	---	---	---	---	---
	Review of SDS to be started by July 2010, and published for consultation Jan 2011	This action will be delayed due to the departure of the Council's sustainable development officer.	Amber	---	---	---	---	---

Ensure efficient use of material resources and to increase recycling of waste and develop more sustainable waste management

Action	Measures (non statistical measures shaded grey)	Comments / Progress	Status	This Year Target	To date	2008/09	Previous Years 2009/10	Trend
Continue to develop mechanisms for the recycling and of municipal waste in order to achieve Scottish Government waste targets. Review our contracts for schools and of buildings in order to increase recycling. We will provide effective and household waste collection services.	The amount of biodegradable waste sent to landfill	To be reported in the second quarter	Unknown	73,730	Not avail	77,342	73,730	⬆
		Second quarter	Unknown	40.0%	Not avail	37.0%	40.2%	⬆
		Second quarter	Unknown	1.3 tonnes	Not avail	1.4 tonnes	1.3 tonnes	⬆
			Unknown	208	152	144	152	⬆
			Green	Not avail	£13.45	£64.07	£69.17	⬇
			Green	Not avail	£19.21	£75.47	£80.80	⬇
		consistent with the same period last	Green	95.0%	99.4%	99.0%	98.9%	⬇

Statistics for the current year. The **Target** shows what we want to achieve by the end of the year. The **To Date** column shows how much we have achieved so far.

Statistics for the current year. The **Target** shows what we want to achieve by the end of the year. The **To Date** column shows how much we have achieved so far.

Statistics for last 2 years, showing how we are doing over time.

The trend column shows how performance changed between these 2 years



Performance getting better



Performance staying the same



Performance getting worse



Information not yet available

Summary (level 1) - number of measures green, amber and red under each Council Plan objective/theme

Council Objective / Theme	Green	Amber	Red	To be reported later / Contextual	Total
<i>Raise educational attainment for all</i>					
<i>Increase involvement in lifelong learning</i>					
<i>Improve health and increase physical activity</i>					
Improve the quality of the physical environment	20	5	6	5	36
Improve the road network and public transport	23				23
Improve community safety	5			1	6
Support local economy by providing the right conditions for growth, improving skills and employability	23	13		15	51
<i>Develop services for older people</i>					
<i>Increase participation in arts and culture</i>					
<i>Improve lives of vulnerable children, young people and adults</i>					
<i>Improve quality, access and availability of housing</i>					
Vision and Strategic Direction	20	4		1	25
Governance and Accountability	4				4
<i>Partnership Working, Community Leadership and Engagement</i>					
Performance Management and Improvement	13	1			14
Efficient and effective use of resources	7	1			8
Total	115	24	6	22	167

Improve the quality of the physical environment

Improve our towns and villages through improved management and maintenance, promotional events and investment

Action	Measures <i>(non statistical measures shaded grey)</i>	Comments / Progress	Status	----- This Year -----		----- Previous Years -----		
				Target	To date	2009/10	2010/11	Trend
Continue to work with the private sector to maximise investment in our towns to support and enhance their role	Sustained the 72% satisfaction rating of the general environment of town centres by users	This measure is being carried forward as an action to review the methodology for assessing performance of town centres given the continuing downturn and contraction of retail businesses in particular.	Report Later	72.0%	Not avail	72.0%	72.0%	
	Town centre activities and initiatives undertaken	A range of projects are being progressed with town group organisations and with the private sector, including promotion of Hamilton Business Improvement District (BID). These projects remain on target for implementation.	Green	---	---	---	---	---
	Work with private sector owners, developers and other stakeholders in our town centres on development proposals continued	Discussions are progressing with new East Kilbride town centre owners and with Lynnham Limited in connection with subsequent Towers, Hamilton, developments.	Green	---	---	---	---	---
Maintain public realm improvements in town centres	Town centre public realm maintained in accordance with maintenance charter	No new projects, public realm maintenance undertaken as required.	Green	---	---	---	---	---
	Number of public realm town centre improvements completed by March 2012	Public realm projects have been completed and are now subject of routine maintenance in accordance with Maintenance Charter.	Green	Not avail	Not avail	0	3	
	Value of public realm town centre improvements completed by March 2012	Public realm projects have been completed and are now subject of routine maintenance in accordance with Maintenance Charter.	Green	Not avail	Not avail	£0.00m	£2.92m	

Unlock the development potential of vacant, derelict and contaminated sites and remove and control health risks

Action	Measures <i>(non statistical measures shaded grey)</i>	Comments / Progress	Status	----- This Year -----		----- Previous Years -----		
				Target	To date	2009/10	2010/11	Trend
Agree and implement derelict / contaminated land programme	Treat 20% of the total vacant and derelict land in South Lanarkshire by 2012 (2005 baseline 550 h.a.)	The most current figures indicate that since 2005, 216 h.a of land has been brought back into use. Updated figures will be available when the Vacant Derelict Land survey information for 2011/12 is released in September 2012.	Report Later	Not avail	Not avail	12.74Ha	Not avail	
	Of the 20% of the total vacant and derelict land treated 75% to be in regeneration areas (2005 baseline 400 ha)	The most current figures indicate that since 2005, 145 h.a out of the 216 h.a of land that has been brought back into use is located in regeneration areas. Updated figures will be available when the Vacant Derelict Land survey information for 2011/12 is released in September 2012.	Report Later	Not avail	Not avail	6.62Ha	Not avail	

Improve the quality of the physical environment

Unlock the development potential of vacant, derelict and contaminated sites and remove and control health risks

Action	Measures <i>(non statistical measures shaded grey)</i>	Comments / Progress	Status	----- This Year -----		----- Previous Years -----		
				Target	To date	2009/10	2010/11	Trend
	Net cost per hectare of land and premises brought forward for development	To be reported following the collation of figures after the close of accounts in April 2012.	Report Later	Not avail	Not avail	£361,000	£402,287	↓

Set out strategy for development and land use across the whole of the Council's area

Action	Measures <i>(non statistical measures shaded grey)</i>	Comments / Progress	Status	----- This Year -----		----- Previous Years -----		
				Target	To date	2009/10	2010/11	Trend
Manage processing of planning applications to ensure meet needs of applicants and the community	90% of householder applications determined within 2 months	Figures show an improvement from last year's performance levels (80%) and although the target has not been met progress has been made towards it. Processes continue to be monitored and refined.	Amber	90.0%	85.0%	80.3%	80.0%	↓
	80% of non-householder applications determined within 2 months	Although the percentage is lower than last year the number of applications determined is up slightly. Non-householder applications take considerably longer to process due to the complex nature of the applications making the target timescales more difficult to achieve. An increasing number of issues are now required to be considered in the assessment of non-householder applications and this has an impact on processing times.	Red	80.0%	46.0%	39.9%	51.0%	↑
	80% of all planning applications determined within 2 months	The overall percentage is down against 2010/11 (66.5%) levels and this is due to non-householder applications constituting a greater overall percentage of applications determined than the previous year. In 2010/11 householder applications made up 53% of all applications received and non-householder applications accounted for 47%. In 2011/12 householders made up 47% and non-householder applications accounted for 53% of all applications. Non-householder applications take considerably longer to process due to the complex nature of the applications making the target timescales more difficult to achieve.	Amber	80.0%	64.1%	60.4%	66.5%	↑

Improve the quality of the physical environment

Set out strategy for development and land use across the whole of the Council's area

Action	Measures <i>(non statistical measures shaded grey)</i>	Comments / Progress	Status	----- This Year -----		----- Previous Years -----		
				Target	To date	2009/10	2010/11	Trend
Ensure construction and demolition of buildings meets national standards	First report of comments produced within 15 days on 80% or more of valid building warrant applications received	Annual target has been achieved.	Green	80.0%	98.0%	90.0%	93.0%	↑
	Certificate of completion responded to within 3 days on 95% or more of those received	Although the target was met in quarter 4, overall the figure for the year is below the annual target. The improvements shown in Q3/4 indicate that meeting the target in the long term will be achieved.	Amber	95.0%	93.0%	96.0%	91.0%	↓
	Building warrants produced within 15 days from receipt of last piece of information on 90% or more applications	Annual target has been achieved.	Green	90.0%	96.0%	95.0%	92.0%	↓
	Certificates of completion accepted within 3 days of satisfactory last inspection on 95% or more of those received	Annual target has been achieved.	Green	95.0%	95.0%	89.0%	93.0%	↑
Adapt / establish new processes, procedures and actions in line with revisions to Planning Act 2006	Revisions to the Act implemented in line with programme set by regulations when published	No action required until the Scottish Government publish revisions.	Green	---	---	---	---	---
	Guidance previously issued reviewed and re-assessed to ensure they accord with revisions in line with programme set by regulations	No action required until the Scottish Government publish revisions.	Report Later	---	---	---	---	---
Assess planning applications within a development plan framework and ensure that the statutory planning system promotes sustainable development	Community consultation on South Lanarkshire Local Development Plan (SLLDP) undertaken by December 2011	Consultation completed by October 2011. Consultation and engagement report will be available alongside the Main Issues Report consultation period due to commence in May 2012.	Green	---	---	---	---	---
	Main Issues Report for South Lanarkshire Local Development Plan (SLLDP) drafted by March 2012	Main Issues Report presented to Committee on 27 March 2012. Consultation expected to begin May 2012 for a period of 8 weeks.	Green	---	---	---	---	---
	Supplementary Planning Guidance (SPG) on Affordable Housing published June 2011	Completed. Reported to Executive Committee on 11 May 2011.	Green	---	---	---	---	---
	Supplementary Planning Guidance (SPG) on Developers' Contributions published by September 2011	Negotiations are continuing to ensure that an appropriate level of contributions which does not prejudice development taking place, is identified before publication of the SPG. Timescales have slipped against the target and it is now anticipated that this will be complete Summer 2012.	Red	---	---	---	---	---

Improve the quality of the physical environment

Set out strategy for development and land use across the whole of the Council's area

Action	Measures <i>(non statistical measures shaded grey)</i>	Comments / Progress	Status	----- This Year -----		----- Previous Years -----		
				Target	To date	2009/10	2010/11	Trend
Implementation of Leadhills Conservation Area Regeneration Scheme	Grant works implemented and spend monitored on an ongoing basis until project completion due March 2012	Completed. The Council, in partnership with Historic Scotland, successfully completed the Leadhills Conservation Area Regeneration Scheme which secured £800,000 of investment in repairs and improvements to the physical fabric of properties within the Conservation Area and to the public realm.	Green	---	---	---	---	---
Prepare a Minerals Local Development Plan	Responses to consultation assessed and plan subsequently published by July 2011	Completed. Responses to consultation assessed and published within agreed timescales. Scottish Ministers have now completed their examination. Reporters decision received January 2012 and the Council is now proceeding to adoption.	Green	---	---	---	---	---
	Date for Scottish Government examination of plan (if required) sought by July 2011	Completed. A date was been sought from Scottish Government for examination of the plan, now completed.	Green	---	---	---	---	---
Continue to implement and develop: computerised Planning and Building Standards application system, online casework information application, EDRMS and Online Applications and Appeals (OAA)	Business processes and procedures reviewed and adapted during 2011/12 in line with ongoing review and development of EDRM and M3 system	Where development of EDRM and M3 has taken place, all business processes and procedures have been revised and updated as appropriate.	Green	---	---	---	---	---
	Enhanced Building Standards register providing additional functionality developed by March 2012	Following receipt of final specification for development, Northgate, who provide the software, were unable to provide sufficient information on implementation plans to progress at this time. Concerns have been raised at board level within Northgate and have been escalated with IT. The project has been carried forward to 2012/13.	Red	---	---	---	---	---

Improve the quality of the physical environment

Set out strategy for development and land use across the whole of the Council's area

Action	Measures <i>(non statistical measures shaded grey)</i>	Comments / Progress	Status	----- This Year -----		----- Previous Years -----		
				Target	To date	2009/10	2010/11	Trend
	Business processes reviewed and adapted in accordance with the ongoing development of national OAA system	Where development has taken place, all business processes and procedures have been revised and updated as appropriate.	Green	---	---	---	---	---
	Use of the M3 Enforcements Module for Planning and Building Standards including the publication of information developed and implemented as required by March 2012	The use of M3 enforcements module for Planning and Building Standards has been delayed due to other competing priorities. Manuals and training arrangements are currently being prepared with finalised training and go live dates pencilled in for May and June 2012. The display of enforcement information on the website is ready to go from the planning side however a building standards viewer is not currently available and therefore an alternative solution may need to be explored.	Amber	---	---	---	---	---
	Functionality of M3/EDRM systems developed to reflect evolving operational/business/legislative needs of the Service	A number of key upgrades to main software platforms have now been completed successfully, further development areas currently being considered for approval by the service.	Green	---	---	---	---	---
Contribute to the preparation of the Glasgow and Clyde Valley Strategic Development Plan	Contribute to work of Strategic Development Plan (SDP) Topic Groups to produce proposed plan in accordance with programme set by Strategic Planning Team	Completed. Proposed plan completed and consultation underway.	Green	---	---	---	---	---
	Annual topic survey and monitoring undertaken by September 2011	Completed. Topic survey monitoring complete and submitted as appropriate.	Green	---	---	---	---	---
Implement requirements of revised Town and Country Planning (General Development Procedure) (Scotland) Order	Documentation and advice reviewed and re-assessed on all permitted development categories to ensure compliance with new legislation by October 2011	Revised householder permitted development rights (PDR) introduced in February 2012. Scottish Government has provided some guidance, but some still to come. The appropriateness of the guidance given is currently being assessed to determine whether additional guidance produced by the Council will be required.	Amber	---	---	---	---	---

Improve the quality of the physical environment

Set out strategy for development and land use across the whole of the Council's area

Action	Measures <i>(non statistical measures shaded grey)</i>	Comments / Progress	Status	----- This Year -----		----- Previous Years -----		
				Target	To date	2009/10	2010/11	Trend
Production of conservation area character appraisals	Character appraisals produced and completed for Cambuslang conservation areas by August 2011	Production of character appraisals has been rescheduled and will now be programmed to be undertaken in 2012/13. This decision has been taken in response to the loss of the Service's full time Conservation Officer post and the work now being undertaken on a part time basis. In the meantime existing development management tools will continue to be used as required.	Red	---	---	---	---	---
	Character appraisals produced and completed for Lesmahagow conservation areas by December 2011	Production of character appraisals has been rescheduled and will now be programmed to be undertaken in 2012/13. This decision has been taken in response to the loss of the Service's full time Conservation Officer post and the work now being undertaken on a part time basis. In the meantime existing development management tools will continue to be used as required.	Red	---	---	---	---	---
	Draft character appraisals produced and completed for Carnwath conservation areas by March 2012	Production of character appraisals has been rescheduled and will now be programmed to be undertaken in 2012/13. This decision has been taken in response to the loss of the Service's full time Conservation Officer post and the work now being undertaken on a part time basis. In the meantime existing development management tools will continue to be used as required.	Red	---	---	---	---	---

Improve the road network and public transport

Implement a major programme of carriageway resurfacing to reflect maintenance requirements across all classes of road

Action	Measures <i>(non statistical measures shaded grey)</i>	Comments / Progress	Status	----- This Year -----		----- Previous Years -----		
				Target	To date	2009/10	2010/11	Trend
Plan, manage and implement roads maintenance and reconstruction programmes	Improve road condition by resurfacing 7.34% of the roads network each year	Amendments were made to the extent of some of the programmed schemes, affecting their cost, plus additional monies allowed 9% of the road network to be resurfaced exceeding the 7.34% target.	Green	7.34%	9.02%	8.09%	9.63%	↑
	Implement programme to complete 201 carriageway schemes	Amendments to the extent of some programmed schemes and therefore their final costs plus additional monies allowed 242 carriageway schemes to be completed exceeding the target to complete 201 schemes.	Green	201	242	204	220	↑
	Implement programme to complete 48 footway schemes	Amendments to the extent of some programmed schemes and therefore their final costs plus additional monies allowed 50 footway schemes to be completed instead of the original programmed 48.	Green	48	50	71	49	↓
	Maintain or reduce percentage of road network (red/amber roads) that should be considered for maintenance treatment to 38% by 2011-2012	There has been a slight amendment in the data considered as part of this calculation. Unclassified roads are now based on a four year average rather than two years. This has generated an RCI of 37.5% for this period.	Green	38.0%	37.5%	37.5%	38.0%	↓
	Reduce percentage of red/amber roads in rural areas requiring treatment to 38% by 2011-2012 (baseline of 44% 2007/08 long term target to reduce to 34% by 2015/16)	There has been a slight amendment in the data considered as part of this calculation. Unclassified roads are now based on a four year average rather than two years. This has generated an RCI of 37.5% for this period.	Green	38.0%	37.5%	40.1%	38.8%	↑
Continue programme of safety checks on bridges	Undertake assessment checks on six bridges	Cambuslang Railway Bridge 100% complete Cambuslang Station Railway Bridge 100% complete Carnwath Railway Bridge 100% complete Croft Road Railway Bridge 100% complete Crawford (Townfoot) Railway Bridge 100% complete (This replaces Auchincampbell Bridge which will now be assessed in 2013/2014 due to the need to source further as-built records) High Patrick Street Railway Bridge 100% complete	Green	---	---	---	---	---

Improve the road network and public transport

Implement a major programme of carriageway resurfacing to reflect maintenance requirements across all classes of road

Action	Measures <i>(non statistical measures shaded grey)</i>	Comments / Progress	Status	----- This Year -----		----- Previous Years -----		
				Target	To date	2009/10	2010/11	Trend
Continue prioritised structured maintenance programme	Strengthening of Ryelands Burn Bridge completed by March 2012	Main element of project was completed during November 2011. Final parapet painting was completed during February 2012.	Green	---	---	---	---	---
Continue to work with Scottish Local Authority partners to develop an asset management plan and valuation of assets	Road Asset Management Plan (RAMP) third year update progressed by 31 March 2012	A presentation of the RAMP was delivered to the SMT in January 2012	Green	---	---	---	---	---
Completion and further development / integration of Roads Costing System	Costing system fully introduced by April 2011	Completed.	Green	---	---	---	---	---
	Further development / integration with other key systems progressed or completed as required by March 2012	Completed. Full integration has taken place with Exor. Systems will be monitored to ensure that the integration is operating as designed.	Green	---	---	---	---	---
Deliver 'Winter Maintenance' service and continue development of IT systems	2010/11 winter processes and outcomes reviewed by June 2011	Completed. A report on last years' winter maintenance was heard by Enterprise Resource Committee on 15 June 2011. A list of actions was prepared following this meeting and have been implemented.	Green	---	---	---	---	---
	Winter policy procedures and documents, including gritting routes, updated as necessary, by October 2011	Winter policy, procedures and documents have now been completed. Winter document has been produced in print and was distributed to elected members. Winter document has been uploaded to website and available for download. Elected members awareness session has been undertaken. Winter awareness week carried out week commencing 17th October 2011.	Green	---	---	---	---	---
	Introduction of systems to record history of treatment, vehicle tracking, salt usage and stock control by March 2012	Completed. The Council's vehicle telematics contract has been awarded to Trackyou Ltd and implementation has commenced.	Green	---	---	---	---	---

Improve the road network and public transport

Undertake and promote a series of new roads proposals e.g. the £3.5m Peacock Cross Link Road in Hamilton

Action	Measures <i>(non statistical measures shaded grey)</i>	Comments / Progress	Status	----- This Year -----		----- Previous Years -----		
				Target	To date	2009/10	2010/11	Trend
Progress infrastructure / junction improvements to support new developments (eg Hamilton International Technology Park (HITP), Community Growth Areas (CGA), Clyde Gateway)	Congestion reduced and traffic flow improved at key 'pinchpoints' in the network and within towns thereby supporting the local economy	<p>HITP – A programme for implementation of the whole of the works is being prepared. Works on the A725 on ramp will take place towards the end of April 12. It is anticipated that works to alter the road network on Hillhouse Road will commence in early May with the public utility works and the Douglas Street / slip road works following on.</p> <p>CGA's – both parts of the East Kilbride CGA have now been granted planning permission subject to a legal agreement. Off-site road works for this site as well as those associated with the Newton and Hamilton CGA's will be taken forward by the respective developers and no implementation dates are available at this time. Discussions with the Ferniegair CGA traffic consultants are ongoing at this time.</p> <p>Clyde Gateway - The design of the first section of Downiebrae Link Road is complete. Scottish Water will be undertaking works on Downiebrae Road from January until August 2012. The design of the second section has commenced.</p>	Green	---	---	---	---	---
	Proportion of driver journeys delayed due to congestion not to exceed current baseline of 15.3%	Data for reporting on congestion is supplied from the Scottish Government's Statisticians Group on a biennial basis. Data for the period from 2007-2010 indicates that levels of congestion are now at their lowest (13.8%) since monitoring began in 2006. This, in part, may be a reflection of the current economic climate.	Green	15.3%	13.8%	Not avail	Not avail	○
Continue to work with partners to progress M74 extension contract	Offsite junction improvements / alterations completed, as agreed, in advance of M74 opening	Completed. Off-site works to 10 existing and 4 new junctions on the approach corridors to the motorway were completed prior to the motorway opening. Monitoring of the approach routes post opening did not raise any congestion issues. No issues arising as a result of further monitoring undertaken when the schools returned in August.	Green	---	---	---	---	---
	New M74 directional signing erected in advance of opening	Completed. All works were complete prior to the opening of the motorway.	Green	---	---	---	---	---

Improve the road network and public transport

Undertake and promote a series of new roads proposals e.g. the £3.5m Peacock Cross Link Road in Hamilton



Action	Measures <i>(non statistical measures shaded grey)</i>	Comments / Progress	Status	----- This Year -----		----- Previous Years -----		
				Target	To date	2009/10	2010/11	Trend
	M74 project opened by Summer 2011	Completed. The motorway was opened at 7pm on 18th June 2011.	Green	---	---	---	---	---

Promote the development of modern public transport facilities

Action	Measures <i>(non statistical measures shaded grey)</i>	Comments / Progress	Status	----- This Year -----		----- Previous Years -----		
				Target	To date	2009/10	2010/11	Trend
Work with partners in SPT to deliver modern public transport improvements	Continued development of Hamilton interchange upgrade working with SPT to provide a £5m public transport hub at Hamilton Central Station with state of the art ticketing and travel centre by autumn 2012	Project on site with works progressing and on target for completion December 2012.	Green	---	---	---	---	---
	Access improvements / Traffic Signal infrastructure alterations delivered by the end of March 2012, subject to available external capital funding and in line with agreed programme	Hamilton Bus Station – Discussions are ongoing with the appointed contractor to establish when the traffic signal works could be programmed. It is likely that this will be during the summer 2012.	Green	---	---	---	---	---
Work with SPT to implement improvements to public transport infrastructure (SDS 6.8)	Prioritised improvements to bus infrastructure delivered by March 2012 in line with available SPT capital funding	A total of 23 locations have been altered / upgraded. Discussions with the SPT have taken place and a list of sites to be upgraded has been agreed for next financial year.	Green	---	---	---	---	---
	Percentage mode share of people using public transport increased	Information is collated from the Scottish Household Survey report produced on a biennial basis to achieve a suitable sample size and the 2009/10 data is now available. Of the 1500 South Lanarkshire residents surveyed, 11% stated that public transport was their main mode of transport. This is the same result as the 2007/08 survey.	Green	11%	11%	Not avail	Not avail	○
	Traffic growth levels reduced against baseline (ie 54% of monitored LTS sites with below national traffic growth rates)	Traffic levels reduced, or increasing at a rate less than the National Growth Forecast at 79% of monitoring sites.	Green	54.0%	79.0%	57.0%	61.0%	↑

Improve community safety

Invest in road safety improvements in terms of lighting, traffic signals and accident reduction measures

Action	Measures <i>(non statistical measures shaded grey)</i>	Comments / Progress	Status	----- This Year -----		----- Previous Years -----		
				Target	To date	2009/10	2010/11	Trend
Deliver prioritised road safety improvements at identified accident locations / routes	Projects / schemes delivered in line with the agreed 2011/12 capital programme	<p>Route Action Plan (RAP) works complete on the A70 Carnwath to the Council boundary; A71 Canderside to Cornsilloch; A721 Carnwath to Newbigging; B7078 Auchenheath to A72; A702 from M74 to Daer Watter Road; A70 at Rigside and Churchill Avenue, East Kilbride.</p> <p>Single site AIP Schemes – Works at the junctions of A72 / M74 and Westwood Road in East Kilbride are complete.</p> <p>Traffic regulation orders and associated signs for 20 mph speed limit zones at 15 locations have been implemented. The installation of 20 mph part time speed limit signs have been delayed as the delivery of sign components from a third party have not arrived. These will now be provided in April / May 2012.</p> <p>Engineering works around 8 schools have been completed.</p> <p>The majority of projects have been completed, however 8 vehicle activated signs (4 new and 4 upgrades) have been delayed as the delivery of sign components from a third party have not arrived with the manufacturer. These will now be provided in April / May 2012.</p>	Green	---	---	---	---	---
	Road casualties reduced in line with national targets to 2020	The number of fatal and serious casualties has reduced from 94 in 2010 to 91 in 2011 and is on target to achieve Scottish Government targets	Green	Not avail	91	138	94	
	Complete traffic light repairs within 48 hours	<p>Annual target has been achieved with 98.55% of repairs undertaken within 48 hours.</p> <p>Breakdown of figures for 2011/12 as follows: Quarter 1 - 97% Quarter 2 - 95.71% Quarter 3 - 98.89% Quarter 4 - 98.46%</p>	Green	Not avail	98.55%	97.70%	97.50%	

Improve community safety

Invest in road safety improvements in terms of lighting, traffic signals and accident reduction measures

Action	Measures <i>(non statistical measures shaded grey)</i>	Comments / Progress	Status	----- This Year -----		----- Previous Years -----		
				Target	To date	2009/10	2010/11	Trend
Continue programme of street lighting improvements	Proportion of street lighting columns that are over 30 years old	This is a contextual measure there is therefore no target.	Contextual	Not avail	48.80%	48.90%	49.80%	↓
	Implement street lighting improvements / renewals of 850 lighting units	The original target of 850 lighting column renewals was exceeded due to an additional £100,000 of funding being allocated to Cohen Column Replacement. This enabled 257 column renewals in Quarter 4 and a total of 965 columns to be installed in 2011/12.	Green	850	965	873	850	↓
	90% of street light failures repaired within 7 days	The target for repairs of street lighting failures within 7 days was exceeded by managing fault allocation and monitoring the completion dates of outstanding repairs. This enabled performance figures of 99.61% to be achieved in Quarter 4 and 99.57% in 2011/12.	Green	98.00%	99.57%	99.90%	99.37%	↓

Support local economy by providing the right conditions for growth, improving skills and employability

Develop the area's tourism potential and its image / profile

Action	Measures <i>(non statistical measures shaded grey)</i>	Comments / Progress	Status	----- This Year -----		----- Previous Years -----		
				Target	To date	2009/10	2010/11	Trend
Implement the Tourism Action Plan and assist businesses via tourism / marketing campaigns	Increase number of tourists visiting the area by 3% year on year (based on 2005 baselines of £2.8m people)	Mid term review required and planned for Autumn 2012. This will revisit targets set by the initial Action Plan in light of the recession and the review of targets at a national level. Concerns exist over the accuracy of the current model when compared to private sector feedback which has indicated positive trends. This concern has been shared by other local authority areas and it has been decided that VisitScotland will go to tender in 2013 to rectify the situation.	Amber	3.23m	3.02m	3.77m	3.13m	↓
	Increase tourism revenue by 6% year on year (based on 2005 baseline of 2.8m people spending average of £245)	Mid term review required and planned for Autumn 2012. The review will revisit targets set by the initial Action Plan in light of the recession and review of targets at a national level. Concerns exist over the accuracy of the current model when compared to private sector feedback which has indicated positive trends. This concern has been shared by other local authority areas and it has been decided that VisitScotland will go to tender in 2013 to rectify the situation.	Amber	£346m	£320m	£173m	£327m	↑
	Increase the total number of employees in the tourism sector by 2% by December 2011 (based on a baseline figure of 5,900)	Mid term review required and planned for Autumn 2012. The review will revisit targets set by the initial Action Plan in light of recession and review of targets at a national level.	Amber	6,695	6,017	3,715	6,564	↑

Support the Clyde Gateway Regeneration Initiative

Action	Measures <i>(non statistical measures shaded grey)</i>	Comments / Progress	Status	----- This Year -----		----- Previous Years -----		
				Target	To date	2009/10	2010/11	Trend
Support the Urban Regeneration Company (URC) in the third year of its three year Operating Plan	Remediation implementation plan developed and progressed by Steering Groups by March 2012	SEPA have agreed the strategy and the Remediation Implementation Plan is now being developed. Planning application proposals are being worked up and arrangements being made for statutory consultation process to take place.	Green	---	---	---	---	---
	Remediate 350 ha of derelict and contaminated land by 2025	Long term measure: Outcomes will be reported as they become available.	Report Later	Not avail	Not avail	Not avail	Not avail	○
	Provide 400,000 sq.m. of employment space by 2025	Long term measure: Outcomes will be reported as they become available.	Report Later	Not avail	Not avail	Not avail	Not avail	○

Support local economy by providing the right conditions for growth, improving skills and employability

Support the Clyde Gateway Regeneration Initiative

Action	Measures <i>(non statistical measures shaded grey)</i>	Comments / Progress	Status	----- This Year -----		----- Previous Years -----		
				Target	To date	2009/10	2010/11	Trend
	Create 21,000 new jobs (gross) by 2025	Long term measure: Outcomes will be reported as they become available.	Report Later	Not avail	Not avail	Not avail	Not avail	
	Provide 10,000 new homes by 2025	Long term measure: Outcomes will be reported as they become available.	Report Later	Not avail	Not avail	Not avail	Not avail	
	Increase population by 20,000 by 2025	Long term measure: Outcomes will be reported as they become available.	Report Later	Not avail	Not avail	Not avail	Not avail	

Deliver support to local businesses

Action	Measures <i>(non statistical measures shaded grey)</i>	Comments / Progress	Status	----- This Year -----		----- Previous Years -----		
				Target	To date	2009/10	2010/11	Trend
Prepare and agree a response to the economic downturn in response to the recession in conjunction with Local Economic Forum (LEF) partners	New medium term Economic Development strategy developed in conjunction with Economic Development partners by 31 October 2011	As a consequence of revised central and devolved Government strategies, economic development/improvement plans being reviewed and updated. Discussions ongoing with partner organisations with the current focus on the nature of the Business Gateway contract renewal and other community planning partner priorities. This will continue into 2012/13.	Amber	---	---	---	---	---
	GVA per head gap reduced between South Lanarkshire and the Scottish average	Figures are produced nationally and will be reported when available.	Report Later	Not avail	Not avail	Not avail	Not avail	
	Business start rate differential narrowed between South Lanarkshire and the Scottish average	Figures are produced nationally and will be reported when available.	Report Later	Not avail	Not avail	Not avail	Not avail	
	Three year survival rate of companies against past trends and Scottish average	Figures are produced nationally and will be reported when available.	Report Later	Not avail	Not avail	Not avail	Not avail	
	Over 1500 businesses assisted per annum with grants, loans or property advice	Annual target has been exceeded. The Council has directly assisted 1305 businesses and 630 businesses assisted through the Business Gateway contract.	Green	1,500	1,935	1,102	1,025	
	Value of sales generated by businesses assisted by Economic Development between £10m-£20m	Annual target has been exceeded.	Green	£10.00m	£21.15m	£17.25m	£15.20m	
Review and revise the Business Gateway contract targets and re-configure the Council's ongoing business support programme to ensure that it continues to meet the	Between 500 - 1,000 jobs created or sustained per annum as a direct result of local authority intervention	Annual target has been exceeded.	Green	500	1,315	1,106	595	
	Business birth rate increased per 1000 population by March 2012	Figures are produced nationally and will be reported when available.	Report Later	Not avail	Not avail	Not avail	Not avail	
	Improved employment rates for South Lanarkshire residents	Figures are produced nationally and will be reported when available.	Report Later	Not avail	Not avail	76.3%	Not avail	

Support local economy by providing the right conditions for growth, improving skills and employability

Deliver support to local businesses

Action	Measures <i>(non statistical measures shaded grey)</i>	Comments / Progress	Status	----- This Year -----		----- Previous Years -----		
				Target	To date	2009/10	2010/11	Trend
needs of the local business community	Proportion of residents in work in South Lanarkshire receiving job training maintained above Scottish average	Figures are produced nationally and will be reported when available.	Report Later	Not avail	Not avail	10.8%	Not avail	<input type="radio"/>
Improve and extend business / industrial infrastructure	Masterplan for Canderside, Larkhall, agreed, partnership arrangement with private landowner(s), site servicing and marketing programme progressed by March 2012	Agreement reached with private landowner to jointly develop and promote site for warehousing and distribution. Technical studies progressed. Master plan work being undertaken in 2012/13 with marketing deferred until further appraisal completed and planning secured.	Amber	---	---	---	---	---
	Development of Rural Business space programme continued including Lanark and Biggar by March 2012	Designs prepared, ERDF funding secured first phase of works in Biggar commenced on site in March 2012.	Green	---	---	---	---	---
	Strategy developed for further phase 4 investment in Cathcart Road/Cathcart Place, Rutherglen including valuation, appraisal and potential property acquisitions by March 2012	Acquisition concluded in March 2012.	Green	---	---	---	---	---
	Major business investment opportunities marketed and promoted at Langlands, East Kilbride and Gateway site, Hamilton by September 2011	Marketing details prepared though active marketing has been deferred at this time.	Amber	---	---	---	---	---

Support local economy by providing the right conditions for growth, improving skills and employability

Promote employability and access to jobs

Action	Measures <i>(non statistical measures shaded grey)</i>	Comments / Progress	Status	----- This Year -----		----- Previous Years -----		
				Target	To date	2009/10	2010/11	Trend
Secure job brokerage initiative to provide critical support for unemployed people in South Lanarkshire	Contract procured within framework agreement and delivered as per agreed specification and outcomes by March 2012	Contract delivered on time and met targets, all within budget. The following results were achieved: 3750 clients engaged; 1728 clients gaining employment; 755 clients obtaining other positive destinations.	Green	---	---	---	---	---
Develop and deliver a revised 'More Choices, More Chances' (MCMC) action plan	Refreshed action plan delivered within agreed timescales to improve services offered to MCMC young people	<p>Services continue to be delivered to MCMC target group. Work with Skills Development Scotland ongoing to identify young people requiring Activity Agreement support and ensure that they access the provision and are then supported through case management to carry on into mainstream provision, achieving a positive transition.</p> <p>Work is ongoing to develop and enhance links with young people accessing Jobcentre Plus Get Britain Working measures and the new Youth Contract. Jobcentre Plus and MCMC staff working together to identify those young people in receipt of Jobseekers Allowance and offer them access to the range of MCMC provision.</p>	Green	---	---	---	---	---
	16+ Learning Choices programme delivered in all secondary schools by March 2012	<p>16+ Learning Choices Action Plan delivered in line with Scottish Government requirements.</p> <p>Notable developments include the implementation of SEEMIS risk matrix and intended destination tool in pilot schools and the Council's ASN delivery and support were positively reviewed at recent Scottish Government verification visit.</p>	Green	---	---	---	---	---

Support local economy by providing the right conditions for growth, improving skills and employability

Promote employability and access to jobs

Action	Measures <i>(non statistical measures shaded grey)</i>	Comments / Progress	Status	----- This Year -----		----- Previous Years -----		
				Target	To date	2009/10	2010/11	Trend
	Number of MCMC young people achieving a positive destination maintained at 2007-2008 levels (88%) by 2012	Despite the massive economic challenges facing South Lanarkshire Council and its partners the target was only missed by 0.6%. A huge partnership effort will continue to be made.	Amber	87.4%	87.4%	Not avail	86.2%	
Develop and progress as appropriate new employability services focused on priority client groups resourced by EU and Council resources	A range of innovative employability services including European P5 Strategic Skills pipeline to be procured, contracts issued and delivered by March 2012	A range of employability services were delivered. The focus was primarily on the younger age group given the specific challenges that they face in accessing the labour market. Redundancies and closures are still high including large scale and high profile closures. All of this adds to the difficulties in the working environment. Nevertheless, significant progress was delivered.	Green	---	---	---	---	---
	Over 2000 people supported each year through employability programmes	The actual figure of 3750 clients supported represents a massive 187% of the 2000 target.	Green	2,000	3,750	4,731	5,169	
	A minimum of 1200 of the people supported via employability programmes into employment or training	The actual figure of 2144 clients attaining employment or training represents a massive 179% of the 1200 target.	Green	1,200	2,144	1,257	1,818	
	Gap in working age employment rate maintained between South Lanarkshire at 71.2% and the Scottish average at 71.0%	The working age employment rate for South Lanarkshire was 71.5% and the Scottish average was 70.9%, the gap was not therefore maintained however, the Council employment rate represents a significant achievement in the face of a hostile economic environment.	Amber	0.2%	0.6%	Not avail	72.2%	
	Gap in the economic activity rate maintained between South Lanarkshire at 77.3% and the Scottish average 76.9%	The economic activity rate in South Lanarkshire was 75.6% and the Scottish average was 77%. A gap of 1.4%. This area has been disproportionately impacted by redundancies and closures. New investments and developments have been slow to deliver jobs and prosperity.	Amber	0.4%	1.4%	0.0%	0.0%	

Support local economy by providing the right conditions for growth, improving skills and employability

Promote employability and access to jobs

Action	Measures <i>(non statistical measures shaded grey)</i>	Comments / Progress	Status	----- This Year -----		----- Previous Years -----		
				Target	To date	2009/10	2010/11	Trend
	Number of people recovering from drug and alcohol problems entering training, education and employment increased by 10% (base 2007-08 437)	A minimum of 388 people in this category have entered training, education or employment however the actual number of people is believed to be higher. Due to the way in which the information is gathered by the current system an accurate number is not known but of the people who accessed employability programmes and went on to a positive destination, some could have been recovering from drug and alcohol problems although the information wasn't recorded.	Amber	481	Not avail	Not avail	Not avail	
	Workless client group maintained below 36,000 to 2011-2012	This has been achieved despite the significant challenges faced in the current economic environment, for example the number of vacancies down by 20% from the previous year.	Green	36,000	30,540	Not avail	30,450	
	Workless client group maintained to 8000 in worst datazones	Although the target was not achieved this is still a significant achievement in the current hostile economic environment.	Amber	8,000	8,810	Not avail	9,050	
	Percentage of school leavers achieving positive destination maintained at 88% by 2011/12	Despite the massive economic challenges facing South Lanarkshire Council and its partners the target was only missed by 0.6%. A huge partnership effort will continue to be made.	Amber	88.0%	87.4%	Not avail	86.2%	

Tackle poverty

Action	Measures <i>(non statistical measures shaded grey)</i>	Comments / Progress	Status	----- This Year -----		----- Previous Years -----		
				Target	To date	2009/10	2010/11	Trend
Manage the Tackling Poverty Programme and associated budget as part of the Single Outcome Agreement (SOA)	Poverty Partnership Improvement Plan (PIP) reviewed and updated by August 2011	The PIP was reviewed and updated in August 2011. A new Tackling Poverty Improvement plan is now being produced for the coming year.	Green	---	---	---	---	---
	Gap between areas identified as being in Scotland's worst 15% and the rest of South Lanarkshire in relation to employment, educational and learning achievement, health improvement, safety and attractiveness reduced	Data which will enable us to measure change will be available in November 2012 when the new Scottish Index of Multiple Deprivation (SIMD) is published.	Report Later	Not avail	Not avail	58	Not avail	

Support local economy by providing the right conditions for growth, improving skills and employability

Implement the Rural Strategy and Action Plan through the South Lanarkshire Rural Partnership

Action	Measures <i>(non statistical measures shaded grey)</i>	Comments / Progress	Status	----- This Year -----		----- Previous Years -----		
				Target	To date	2009/10	2010/11	Trend
Oversee the delivery of the Leader programme 2011-12	Leader projects completed in line with programme	Leader Programme now 80% committed in line with programme. An action plan is to be developed and submitted to the Scottish Government by the end of September 2012 detailing how we will utilise the remaining £400k.	Green	---	---	---	---	---
	Funding schemes within Leader Action Plan delivered by March 2012	Leader programme is 80% committed. An action plan to be developed and submitted to Scottish Government by the end of September 2012 detailing how we will utilise the remaining £400k. Leader programme has been extended to March 2013.	Green	---	---	---	---	---
	Review and implement the South Lanarkshire Rural Partnership (SLRP) strategy and action plans in support of the aims and objectives of the Scottish Rural Development Programme	Community involvement, community transport use, business productivity and visitor expenditure increased by 10% to 2013 (baselines drawn from relevant published 2007 statistics or commissioned surveys) A refresh of the Rural strategy is underway. The revised strategy will take account of comments received to date and will also be informed by Rural conference and workshops scheduled for late February early March 2012. The Strategy will also need to consider the implications of new requirements for the Leader programme post 2014 and will be reported to appropriate Committee structures thereafter.	Green	Not avail	Not avail	Not avail	Not avail	○

Support and develop the South Lanarkshire community and voluntary sector

Action	Measures <i>(non statistical measures shaded grey)</i>	Comments / Progress	Status	----- This Year -----		----- Previous Years -----		
				Target	To date	2009/10	2010/11	Trend
Implement and support Voluntary Action South Lanarkshire (VASLAN) as the single voluntary interface for South Lanarkshire	Grant Agreement with VASLAN completed by May 2011	Completed. Grant agreement with VASLAN completed 16 June 2011.	Green	---	---	---	---	---
	South Lanarkshire Voluntary Sector Compact implemented and promoted throughout 2011/12	Compact implemented throughout 2011/12 and re-launched at Voluntary Sector Thematic Networks.	Green	---	---	---	---	---
Increase and improve volunteering opportunities for individuals and organisations	Number of organisations engaging volunteers maintained	347 organisations registered - 5% increase on target	Green	328	347	317	328	↑
	Level of volunteering among residents increased to Scottish average 25% by 2012	Information from the SHS to be assessed	Report Later	Not avail	Not avail	Not avail	Not avail	○
	Level of volunteering among residents in deprived datazones increased to 22% by 2011	Information from the SHS to be assessed	Report Later	Not avail	Not avail	Not avail	Not avail	○

Support local economy by providing the right conditions for growth, improving skills and employability

Support and develop the South Lanarkshire community and voluntary sector

Action	Measures <i>(non statistical measures shaded grey)</i>	Comments / Progress	Status	----- This Year -----		----- Previous Years -----		
				Target	To date	2009/10	2010/11	Trend
Implement the revised Lanarkshire Social Economy Partnership strategy and action plan	Revised Lanarkshire Social Economy Partnership (LSEP) strategy and action plan implemented by 2012	LSEP action plan signed off on 31 August 2011. Monitored and implemented through ongoing LSEP meetings and through Operational Group.	Green	---	---	---	---	---
	Beyond Gateway support process implemented for 10 social economy organisations by March 2012	Gateway team working extensively with 16 South Lanarkshire organisations.	Green	---	---	---	---	---
	Number of voluntary organisations trading or contracting with the public sector increased by March 2012	Figure of 44 organisations held steady for 2011/12. This is a decent result in the light of the current economic climate.	Amber	48	44	44	Not avail	☐
Support and develop South Lanarkshire Credit Unions	Credit Union membership increased by 3.5%	Annual figure	Green	3.5%	16.0%	5.6%	5.6%	⬆
	Gap closed between SLC and Scotland on the percentage of residents with access to a bank account to 88.5% by 2011-12 (base 2005/06 88%)	This is a national indicator and results are determined based on Scottish Household Survey information. Figures will be reported when available.	Report Later	Not avail	Not avail	Not avail	Not avail	☐

Vision and Strategic Direction

Implement a programme of equality and human rights impact assessments across the Council

Action	Measures <i>(non statistical measures shaded grey)</i>	Comments / Progress	Status	----- This Year -----		----- Previous Years -----		
				Target	To date	2009/10	2010/11	Trend
Implement a programme of equality and human rights impact assessments across the Council	Number of impact assessments carried out against those timetabled	No impact assessments have been timetabled during 2011/12.	Green	100.0%	100.0%	100.0%	100.0%	⬆
	Progress in relation to Equality Impact Assessment Action Plan monitored against targets and reported to Equal Opportunities Forum annually (due September 2011)	Completed. The Action Plan was published at the Equal Opportunities Forum in September 2011 and will be monitored by the Resource Equalities Group.	Green	---	---	---	---	---
	Number of reports on impact assessments published on website	All equality impact assessments, once approved are published on website. The final stage of approval is conducted by Corporate Resources.	Contextual	Not avail	100.0%	0.0%	Not avail	☐
Develop and introduce Council wide equality performance measures and publish results	Annual report to Equal Opportunities Forum on uptake of service, based on standardised equality reporting categories delivered on 6 September 2011	Completed. Annual Report delivered by the Personnel and Improvement Manager at the Equal Opportunities Forum on 6 September 2011. The Report was well received and there are no issues to be followed up.	Green	---	---	---	---	---
	Data on equality related performance is collated and published annually	Completed. Data is included in the annual report to the Equal Opportunities Forum and was reported on 6 September 2011.	Green	---	---	---	---	---

Vision and Strategic Direction

To secure quality living and working environments for health, wellbeing and economic prosperity

Action	Measures <i>(non statistical measures shaded grey)</i>	Comments / Progress	Status	----- This Year -----		----- Previous Years -----		
				Target	To date	2009/10	2010/11	Trend
Corporate SEA working group to process, screen, scope and undertake SEA's	Strategic Environmental Assessments undertaken on all key plans and strategies in line with legislation	Assessments are currently being undertaken on the Council Plan - Connect. The scoping report for South Lanarkshire Local Development Plan has been lodged for consultation. The Local Transport Strategy has gone out to consultants to be undertaken. The Environment Report for the South Lanarkshire Local Housing Strategy has been returned and post adoption statement is being prepared. Other Council policies are continuing through the latter stages of the SEA process.	Green	---	---	---	---	---
Ensure SEA / sustainability taken into account as appropriate across all policies, plans, programmes and strategies (SDS 7.6)	SEA specific internet site developed by March 2012	The information is currently available on the intranet however SEA internet information is currently with IT for development.	Amber	---	---	---	---	---
	Annual report on the number and outcomes of SEAs carried out within the Council prepared by March 2012	The 2011 report was completed for March 2011, however the policy tracking for all Resources was updated in June, with the update sent out late September and this will contribute to the 2012 annual report due in March 2012. The 2012 report will be completed once the SEA officer post is filled.	Amber	---	---	---	---	---
Promote the delivery of sustainable development through the statutory planning system (SDS action 6.1)	Consultation on draft residential guide undertaken by June 2011 (SDS)	Completed. Consultation on draft residential development guide undertaken.	Green	---	---	---	---	---
	Finalised Residential Development Guide published by September 2011	Completed. The Guide was renamed the Residential Design Guide and was approved by Committee August 2011.	Green	---	---	---	---	---


Vision and Strategic Direction

To secure quality living and working environments for health, wellbeing and economic prosperity

Action	Measures <i>(non statistical measures shaded grey)</i>	Comments / Progress	Status	----- This Year -----		----- Previous Years -----		
				Target	To date	2009/10	2010/11	Trend
	Use of Residential Development Guide, which incorporates advice contained in 'Designing Streets: A Policy Statement for Scotland' reviewed by March 2012	Where appropriate, the principles of 'Designing Streets' as contained within the Residential Design Guide (RDG) have been incorporated into layouts. Monitoring will continue as the RDG has really only been available for consideration in the last quarter and the principles contained within it are more likely to be incorporated in future developments received from now.	Green	---	---	---	---	---
Deliver flood protection schemes as part of the capital programme	Prioritised flood protection projects delivered by March 2012 in line with available capital funding	Footpath reinstatement works at Larch Grove Hamilton completed by 31 October. External consultants were engaged to ascertain a viable engineering solution for Larch Grove in Hamilton. Report completed by 30 November along with estimated cost of proposed works. To be taken forward during 2012 / 2013 financial year. Following discussions with a contractor / consultant, flood protection works at Machan Road / Robert Smillie Crescent in Larkhall commenced in January and were completed by 31 March. Flood studies at Cambuslang and Cathkin Braes were undertaken and completed by 31 March.	Green	---	---	---	---	---
	Number of properties at risk of flooding sustained against baseline	Figures are now available for Tweed Local Flood Risk Management Plan District. There are 54 residential and 20 non-residential properties at risk of flooding in Potentially Vulnerable Area 13/07. Figures are not yet available for the Clyde and Loch Lomond Local Flood Risk Management Plan District.	Green	Not avail	Not avail	Not avail	Not avail	○

Vision and Strategic Direction

To secure quality living and working environments for health, wellbeing and economic prosperity

Action	Measures <i>(non statistical measures shaded grey)</i>	Comments / Progress	Status	----- This Year -----		----- Previous Years -----		
				Target	To date	2009/10	2010/11	Trend
Comply with the requirements of the Flood Risk Management (Scotland) Act 2009	Impact of SEPA's Preliminary Flood Risk Maps on South Lanarkshire reviewed and assessed when issued (expected December 2011) within required timescales	The Council responded to SEPA's consultation on Potentially Vulnerable Areas (PVAs) and Local Plan districts which was published on 22 December 2011. The Council is reviewing this information, in conjunction with SEPA to assist with the publication of Local Flood Risk Management Plans and the development of flood risk measures. This will be an ongoing process over the next two years.	Green	---	---	---	---	---
	SEPA workshops to identify potentially vulnerable areas in South Lanarkshire participated in, as required	Completed. Attended workshops during the past 6 months and no further workshops scheduled.	Green	---	---	---	---	---
	Watercourse clearance undertaken in accordance with new Government guidance expected in June 2011	Awaiting issue of the Scottish Government Guidance document on watercourse clearance. Once issued the Council will be able to consider implementation. In the meantime work is ongoing to ensure existing systems are capable of populating required data.	Green	---	---	---	---	---
	SEPA assisted (by RandT) with preparation of (preliminary) flood risk assessments and potentially vulnerable areas by December 2011	The Council responded to SEPA's Consultation on Potentially Vulnerable Areas (PVAs) and Local Plan Districts. SEPA's response to the consultation has been published and submitted to Scottish Ministers for approval. Information on PVA's was made available on 22 December 2011.	Green	---	---	---	---	---
Comply with the requirements of the Disabled Persons Parking Places (Scotland) Act	Report on the number of regulated / refused disabled parking bays published by June 2011	Completed. The report was sent to the Scottish Ministers on 29 June and published on the Council's website on 30 June, therefore meeting the statutory requirements of the Act.	Green	---	---	---	---	---
Continue to promote school travel plan activities to all South Lanarkshire schools (SDS 7.8)	By March 2012 no less than 72% of children using public transport or taking active approaches to school	These are the results of the 2010 Sustrans Hands Up Survey which recorded over 28,000 school pupils' method of travelling to school. The 2011 survey took place in September, the results of which will be published in May 2012.	Green	72.0%	73.4%	76.0%	74.0%	

Vision and Strategic Direction

To secure quality living and working environments for health, wellbeing and economic prosperity

Action	Measures <i>(non statistical measures shaded grey)</i>	Comments / Progress	Status	----- This Year -----		----- Previous Years -----		
				Target	To date	2009/10	2010/11	Trend
	An increase in walking and cycling as measured by the mode share monitoring conducted in schools which are undertaking travel plans (link to SDS 6.8)	By September 2011 48 schools had developed Travel Plans and 39 of these schools participated in the 2010 Annual Hands Up Survey undertaken by Sustrans (out of a total of 121 schools in South Lanarkshire who took part in the survey). An increase from 74% to 76.08 of pupils travelling by a sustainable mode was recorded in these schools.	Green	74.0%	76.1%	Not avail	74.0%	
	Percentage mode share of people using public transport increased	Information is collated from the Scottish Household Survey report produced on a biennial basis to achieve a suitable sample size and the 2009/10 data is now available. Of the 1500 South Lanarkshire residents surveyed, 11% stated that public transport was their main mode of transport. This is the same result as the 2007/08 survey.	Green	11%	11%	Not avail	Not avail	

Vision and Strategic Direction

Action	Measures <i>(non statistical measures shaded grey)</i>	Comments / Progress	Status	----- This Year -----		----- Previous Years -----		
				Target	To date	2009/10	2010/11	Trend
Publish a bi-annual update of the State of the Environment (SoE) report	Updated State of Environment Report published every two years tracking change in local environmental indicators, next report due summer 2011 (SOA)	The data within the State of the Environment Report was approved by Committee in February 2012. Timescales for publication have slipped due to the volume of information to be collated and finalised.	Amber	---	---	---	---	---

Vision and Strategic Direction

Vision and Strategic Direction

Action	Measures <i>(non statistical measures shaded grey)</i>	Comments / Progress	Status	----- This Year -----		----- Previous Years -----		
				Target	To date	2009/10	2010/11	Trend
	Public information leaflet on South Lanarkshire's environment prepared and published by December 2011	Public information leaflet prepared and to be finalised following completion of the State of the Environment (SoE) Report. Following the departure of the SEA officer, the decision has been taken to incorporate the information in a leaflet to be produced following publication of the finalised Sustainable Development Strategy.	Amber	---	---	---	---	---
Develop and implement our Council Plan – Connect	Annual Resource Plan based on standard corporate template delivered within agreed timescales	Completed. The 2011-12 Resource Plan has been completed and approved by Enterprise Committee on 15 June 2011. The Resource Plan and Service annual statements have been desk top published and are available via the Council website and a team brief has been issued to employees. The draft Service action plans for 2012/13 have been developed and are available on the intranet. The draft Resource Plan 2012/13 is nearing completion and will be presented to SMT for approval.	Green	---	---	---	---	---
Monitor number of SUDS schemes in new developments	SUDS schemes incorporated into all applicable developments	SUDS schemes incorporated into all relevant developments.	Green	Not avail	121	104	133	↑

Governance and Accountability

Governance and Accountability

Action	Measures <i>(non statistical measures shaded grey)</i>	Comments / Progress	Status	----- This Year -----		----- Previous Years -----		
				Target	To date	2009/10	2010/11	Trend
Ensure that high standards of governance are being exercised	Audit actions to be delivered by due date (Reported to Chief Executive through quarterly performance reports)	88% of audit actions were completed on time as two actions remain outstanding, one due to complete in April and the other June 2012.	Green	80.0%	88.0%	0.0%	82.0%	↑
	Risk Control Actions delivered by due dates	Nine actions in total on the Enterprise action plan. Three new actions added and completed during Q4. Of the remaining six actions three were completed during Q4. Remaining three actions on target for completion by due dates.	Green	---	---	---	---	---

Governance and Accountability

Governance and Accountability

Action	Measures <i>(non statistical measures shaded grey)</i>	Comments / Progress	Status	----- This Year -----		----- Previous Years -----		
				Target	To date	2009/10	2010/11	Trend
	Resource Governance Self Assessment and declaration completed by due date	Completed. 2010/11 self assessment and declaration completed and passed to Corporate by due date.	Green	---	---	---	---	---
Lead on developing and implementing a corporate information governance strategy and action plan for the Council	Action plan implemented by March 2012	18 actions, 12 complete. The six remaining actions have been allocated to the relevant group/lead officer. Update report presented to CMT March 2012 recommending the responsibility for Information Governance transfers to the Head of Legal Services.	Green	---	---	---	---	---

Performance Management and Improvement

Performance Management and Improvement

Action	Measures <i>(non statistical measures shaded grey)</i>	Comments / Progress	Status	----- This Year -----		----- Previous Years -----		
				Target	To date	2009/10	2010/11	Trend
Implement effective best value management arrangements to ensure continuous improvement	Sustained positive SPI trend results for the Council	Completed. An improvement in planning application processing time was achieved in 2010/11, particularly in relation to non-householder applications which increased from 39.9% to 51.4% and was reflected in the overall improvement from 60.6% to 66.5%. There was a slight decline in carriageway condition from 37.5% to 38%. The survey is prone to annual variations arising from the particular lengths of road selected for survey each year. However, given the severity of recent winters, with resultant extensive damage to the road network, a modest decrease in overall condition is not to be unexpected.	Green	---	---	---	---	---
	Local PIs meet requirements of Best Value 2	Completed. Performance indicators were reviewed as part of the development of Resource and Service plans for 2012/13. 2012 review and analysis of SPIs and LPIs will be completed in April.	Green	---	---	---	---	---
Publication of annual Planning Service Improvement Plan for Development Management and	Planning Service Improvement Plan prepared by May 2011	Completed. Planning Service Improvement Plan prepared.	Green	---	---	---	---	---

Performance Management and Improvement

Performance Management and Improvement

Action	Measures <i>(non statistical measures shaded grey)</i>	Comments / Progress	Status	----- This Year -----		----- Previous Years -----		
				Target	To date	2009/10	2010/11	Trend
Development Plan activities	Service improvement plan implemented by March 2012	Completed as required.	Green	---	---	---	---	---
Review and update Local Transport Strategy	Revised Local Transport Strategy (LTS) published by March 2012	The programme has had to be revised for a number of reasons. This includes to allow for the statutory consultation periods needed to comply with the Environmental Assessment (Scotland) Act 2005 as well as the need to advise the Enterprise Resources Committee in accordance with Council procedures. In addition further alignment of LTS content was required with the revised Connect, SDS and Resource / Service Plans and it has been agreed to slip the publication of the LTS into 2012/13.	Amber	---	---	---	---	---
Liaise with the Building Standards Division (BSD) of the Scottish Government and other stakeholders to agree performance framework for verifiers	BSD annual return responded to as required	Completed. 2010/11 return submitted and accepted by the BSD.	Green	---	---	---	---	---
	BSD consultations responded to as required	Ongoing, responded during 2011/12 as required.	Green	---	---	---	---	---
	Working groups participated in as required	Ongoing action as required.	Green	---	---	---	---	---
Delivery of verification and non-verification role within Building Standards	Submission of balanced scorecard for 2010/11 by end May 2011	Completed. Scorecard was submitted within required timescales.	Green	---	---	---	---	---
	Acceptance and publication of scorecard secured by September 2011	Complete - Scorecard accepted by the Building Standards Division.	Green	---	---	---	---	---
	Service improvement plan prepared by May 2011 (to be included as part of scorecard submission)	Completed. The Service improvement plan is included in the scorecard which has been submitted.	Green	---	---	---	---	---
	Service improvement plan implemented by March 2012	Completed as required.	Green	---	---	---	---	---
Commence and progress preparatory work leading to formal submission of Customer Service Excellence application for the Building Standards service	Preparatory work commenced and progressed during April to December 2011	Preparatory work complete, submission to be made before end April 2012.	Green	---	---	---	---	---
	Progress against the programme in the official application submission reviewed January 2012	Submission now prepared and on target for submission by end of April 2012	Green	---	---	---	---	---

Efficient and effective use of resources

Manage land and property assets efficiently

Action	Measures <i>(non statistical measures shaded grey)</i>	Comments / Progress	Status	----- This Year -----		----- Previous Years -----		
				Target	To date	2009/10	2010/11	Trend
Prepare, manage and deliver five year programme of capital receipts	Five year rolling receipts programme reviewed by July 2011	Completed. Five year programme reported to and approved by CMT.	Green	---	---	---	---	---
Manage operational accommodation	Proportion of operational accommodation that is in satisfactory condition (SPI)	100% target achieved.	Green	100.0%	100.0%	100.0%	100.0%	
	Proportion of operational accommodation that is suitable for its current use (SPI)	100% target achieved.	Green	100.0%	100.0%	100.0%	100.0%	
	% of buildings from which the council delivers services to the public in which all public areas are suitable for, and accessible to, disabled people	Responsibility transferred to Housing and Technical Resources.	Green	100.0%	100.0%	100.0%	Not avail	
Attract external funding support of £5m from European Union, lottery and related sources to support corporate objectives	Annual target to attract £5m external funding support from European, lottery etc achieved	Annual target has been exceeded.	Green	£5.00m	£8.30m	£5.05m	£6.00m	

Ensure our commitment to employees through the development and effective implementation of personnel policies and employee learning and development opportunities

Action	Measures <i>(non statistical measures shaded grey)</i>	Comments / Progress	Status	----- This Year -----		----- Previous Years -----		
				Target	To date	2009/10	2010/11	Trend
Ensure our commitment to employees through the development and effective implementation of personnel policies and employee learning and development opportunities	Absence rate to be less than 5% (SPI)	Achieved. Overall percentage for the year 2011/12 is 3%. Percentage in Q4 overall is 3.3%, breakdown as follows: January 3% February 3.8% March 3%	Green	5.0%	3.0%	3.6%	3.2%	
	Labour turnover rate to be less than 5%	Achieved turnover rate of 1.3% against a target to be less than 5%. Overall there have been eight leavers during 2011/12. During Quarter 4 there was 1 leaver in March.	Green	5.0%	1.3%	1.6%	1.4%	
	100% coverage of PDR and associated training plans of employees in the scope	Overall 95.3% coverage achieved. Breakdown by Service is as follows: Planning and Building Standards 86.1% Regeneration 92.8% Roads and Transportation 96.5% Support Services 100% Numbers are those submitted to Corporate Resources as official return for the Resource.	Amber	100.0%	95.3%	100.0%	100.0%	