

Report

Report to:	East Kilbride Area Committee
Date of Meeting:	20 December 2017
Report by:	Executive Director (Community and Enterprise Resources)

Subject:	Roads Investment Plan - Progress Report
----------	--

1. Purpose of Report

1.1. The purpose of the report is to:-

- ◆ set out progress with the Roads Investment activity in the East Kilbride Area Committee area

2. Recommendation(s)

2.1. The Committee is asked to approve the following recommendation(s):-

- (1) that the progress of the tenth year of the Roads Investment Plan be noted.

3. Background

3.1. It is recognised there is a need to report progress on key priorities to the relevant Area Committee. Given that the Roads Investment Plan 2008/2019 represents total investment of £126M, it is clearly a key Council initiative. Consequently, this report provides the Committee with an update on progress in the East Kilbride Area Committee area in the current year.

3.2. The condition of roads and pavements continues to be a significant concern for members of the public. The South Lanarkshire Household Survey of 2010 recorded a public satisfaction rating of only 18.6% with regard to the condition of roads and footways highlighting the need to continue the investment programme. A further independent survey in 2013 recorded a satisfaction rating of 24.7% for road conditions. The most recent Household Survey in 2014 identified some further progress with satisfaction levels increasing to 29%. However, this remained the lowest rating of any Council Service and it is clear that while good progress has been achieved much work remains to be done.

3.3. The current commitment to the Roads Investment Plan ends in 2019, with capital investment reducing from £12m to £5.5m in 2019/2020. In addition, revenue funding provides further financial support as identified at Appendix A.

4. Improving the Road Network

4.1. The road network is the highest value asset owned by the Council, worth over £3.0 billion. With this in mind, the Council Plan identifies improvements to the road network as one of the Council's key objectives/priorities.

- 4.2. The Council approved the implementation of a major roads maintenance and reconstruction programme over eight years, 2008 to 2016. In November 2011, the Executive Committee agreed that the timescale be extended from 2016 to 2019.

The total value of the works is £126 million and is phased as follows:-

Year	£m per annum	Total
2008 - 2009	£6 million	£6 million
2009 - 2010	£12 million	£18 million
2010 – 2011	£12 million	£30 million
2011 - 2012	£12 million	£42 million
2012 – 2013	£12 million	£54 million
2013 – 2014	£12 million	£66 million
2014 - 2015	£12 million	£78 million
2015 - 2016	£12 million	£90 million
2016 – 2017	£12 million	£102 million
2017 – 2018	£12 million	£114 million
2018 - 2019	£12 million	£126 million

5. Priorities

- 5.1. Each carriageway and footway scheme identified for improvement is scored using the criteria listed below. The schemes are then ranked in order of priority to ensure those requiring attention and providing the greatest benefit are included in a programme at the earliest possible date.

Carriageway Scoring System				
	Criteria	Max Score	Weighting	Score
1	Condition	10	6	60
2	Claims/Defect Reports	10	1	10
3	Assistance to Other Priorities	10	1	10
4	Maintenance Category	5	4	20
Maximum Total				100

Footway/Footpath Scoring System				
	Criteria	Max Score	Weighting	Score
1	Condition	10	5	50
2	Importance/Accessibility	5	2	10
3	Claims/Defect Reports	10	2	20
4	Assistance to Other Priorities	10	2	20
Maximum Total				100

- 5.2. This approach of treating the worst roads first is also being increasingly complemented by an “asset management” approach whereby relatively low cost interventions, such as surface dressing, are being used to seal existing road surfaces, improve skid resistance and generally prolong the life of the road.
- 5.3. Such an approach represents good value for money and a long term outlook. However, it can generate comments that “better” roads are being treated before those which are “worse”.

6. Progress to Date – 2017/2018

- 6.1. As of 19 September 2017, a total of 81 schemes have been completed throughout South Lanarkshire, including 20 in East Kilbride. The remaining 40 in East Kilbride are schemes either in progress or programmed to be completed by March 2018 as shown below:-

Carriageway Schemes					
	No. of Schemes	Completed	Programmed	Remaining	% Complete
SLC	187	76	104	7	40.6%
East Kilbride	56	18	33	5	32.1%

Footway Schemes					
	No. of Schemes	Completed	Programmed	Remaining	% Complete
SLC	13	5	7	1	38.5%
East Kilbride	4	2	2	0	50%

The schemes in the East Kilbride Area Committee area for 2017/2018 are listed in Appendix 1.

- 6.2. The condition of roads is monitored nationally via the Scottish Road Maintenance Condition Survey (SRMCS). South Lanarkshire's results for 2016/2017 (the most recent results available) show the Council is now 13th of the 32 Councils in terms of the condition of its road network.
- 6.3. The road condition index shows a long term trend of improvement as shown in Appendix 2. It should be recognised that significant works still have to be undertaken on minor and residential roads, including footways, to bring them up to standard.

7. Employee Implications

- 7.1. None.

8. Financial Implications

- 8.1. Works are being funded via approved budgets. Carriageway condition is improving as a result of the significant investment. However, additional investment in both carriageway and footways will be required beyond 2019 if progress is to be maintained and recent improvements protected.

9. Other Implications

- 9.1. Continuing to progress this investment programme will reduce the risk of third party claims and improve public satisfaction with regard to road and footway conditions.

10. Equality Impact Assessment and Consultation Arrangements

- 10.1. The Roads Investment Plan 2008-2019 will improve road and footway conditions for all sections of the community.
- 10.2. There was no requirement to undertake an equality impact assessment or consultation in terms of the content of this report.

Michael McGlynn

Executive Director (Community and Enterprise Resources)

15 November 2017

Link(s) to Council Values/Objectives

- ◆ Improve the road network, influence improvements in public transport and encourage active travel

Previous References

- ◆ Executive Committee – 20 April 2008 (agenda item 10)
- ◆ East Kilbride Area Committee – 2 November 2016 (agenda item 4)

List of Background Papers

- ◆ None

Contact for Further Information

If you would like to inspect the background papers or want further information, please contact:-

Martin Muir, Roads Area Manager

Ext: 5204 (Tel: 01698 455204)

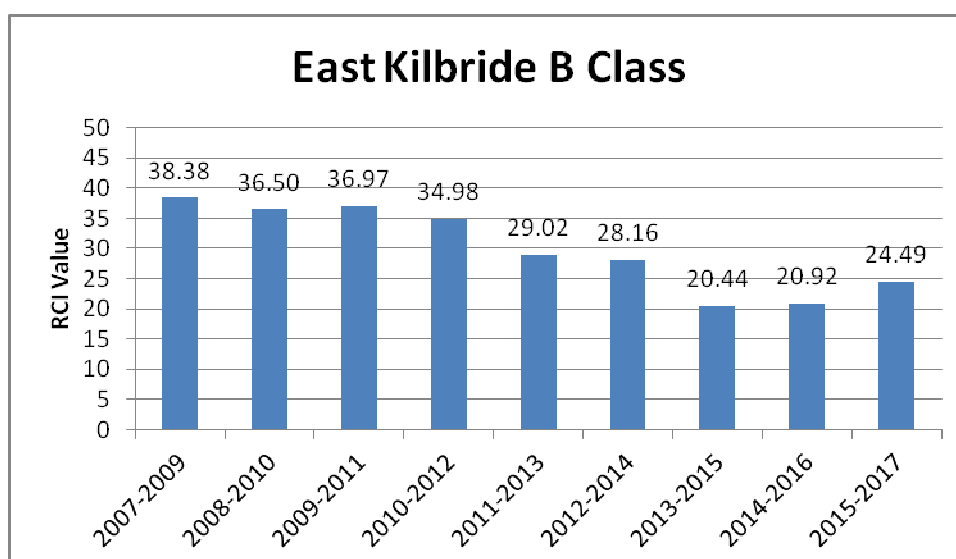
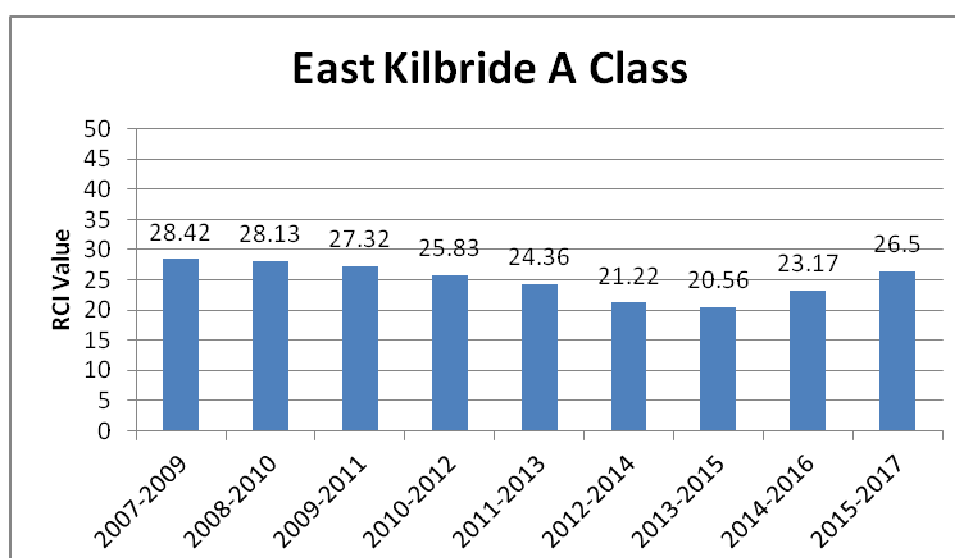
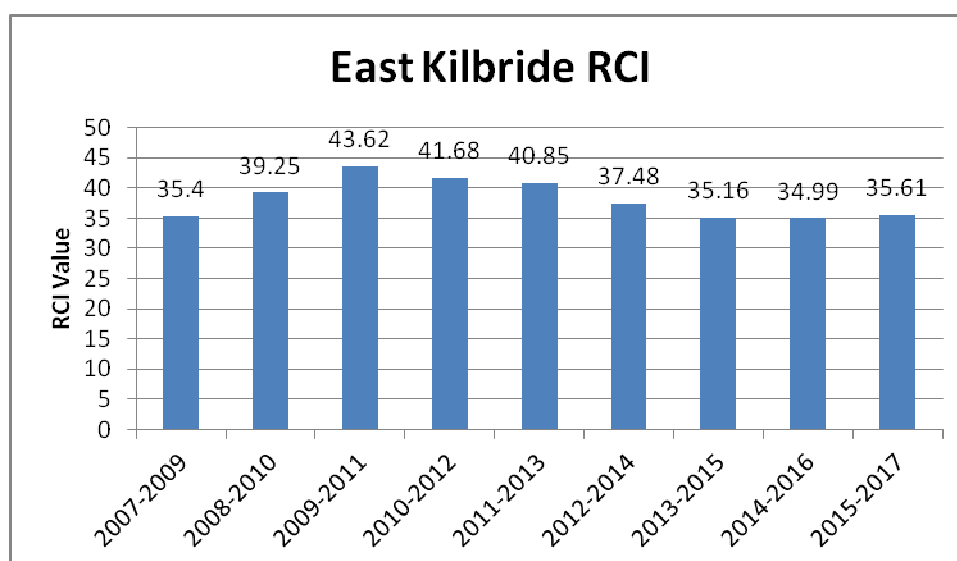
Email: martin.muir@southlanarkshire.gov.uk

Roads Investment Schemes – East Kilbride 2017-2018

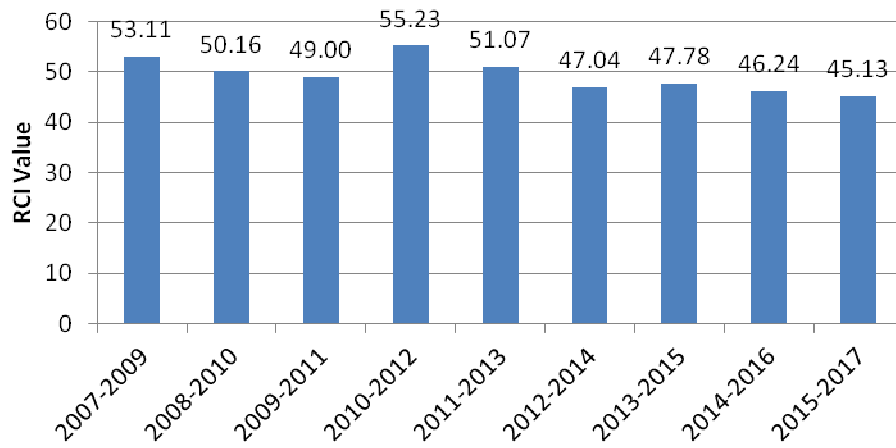
Capital Investment		
Carriageway Resurfacing Schemes	Costs	Status
Calderwood Road, EK	£125,000	Complete
Clamps Wood/Clamps Grove/Nelson Terr, EK	£130,000	Complete
Stephenson Terrace, EK	£35,000	Complete
Kirkland Park Ave, Strathaven	£75,000	Complete
Cameron Dr, Strathaven	£30,000	Complete
Greenhills Rd, EK	£155,000	Complete
Cypress Cr, EK	£60,000	Programmed
High Common Road, EK	£120,000	Complete
Rothsay St, EK	£180,000	Complete
Dalrymple Dr, EK	£90,000	Complete
Almond Dr/Spean Ave/Ness Dr, EK	£68,000	Complete
Orchard Gdns, Strathaven	£24,000	Programmed
Smiddy Loan, Chapelton	£10,000	Programmed
School Rd, Sandford	£32,500	Programmed
Stonehouse Rd, Sandford	£18,000	Programmed
Crawford St, Strathaven	£15,000	Complete
Brunel Way, EK	£29,000	Programmed
Kendal Rd, EK	£55,000	In progress
Quebec Dr, EK	£133,000	Complete
Glen Shee, EK	£58,000	In progress
Alison Lea, EK	£124,000	Programmed
Buchan Green, EK	£14,000	Programmed
Red Deer Rd, EK	£20,000	Programmed
B766 Carmunnock Bypass	£75,000	Complete
Highfield Pl, EK	£10,000	Programmed
C149 Kittochside Rd, EK	£95,000	Programmed
Hume Place, EK	£35,000	Programmed
Jameson Dr/Tassie Pl, EK	£60,000	Complete
Dixon Pl, EK	£40,000	Programmed
Scalpay, EK	£60,000	Programmed
Skye, EK	£55,000	Programmed
Benbecula, EK	£70,000	Complete
Dovecastle Dr, Strathaven	£150,000	Programmed
Midcroft Pl, Strathaven	£14,000	Programmed
Carriageway Micro Surfacing Schemes		
Lindsayfield Rd, EK	£36,000	Programmed
Castleglen Rd, EK	£25,000	Programmed
Brouster Hill, EK	£25,000	Programmed
Dunblane Dr, EK	£20,000	Programmed

Carriageway Resurfacing Schemes	Costs	Status
Langlands Dr, EK	£55,000	Programmed
Alwyn Dr etc, EK	£50,000	Programmed
Teesdale/ Dentale, EK	£22,000	Programmed
Glen Morriston, EK	£33,000	Programmed
Stewartfield Dr, EK	£30,000	Programmed
Newlands Rd, EK	£22,000	Programmed
Young St, Strathaven	£7,000	Programmed
Hills Rd, Strathaven	£11,000	Programmed
Hazelwood Rd, Strathaven	£13,000	Programmed
Turnbull Way, Strathaven	£14,500	Programmed
Singer Road, EK	£42,000	Programmed
Araburn Dr, EK	£6,000	Programmed
Capital Total	£2,676,000	
Revenue Investment		
Carriageway Schemes		
Clamps Terr, EK	£34,000	Held
Markethill Rd, EK	£66,000	Held
Machine Patching various	£113,000	In progress
Carriageway Surface Dressing Schemes		
Ardochrig Road, Strathaven	£34,000	Complete
Meadowhead Highway, Auldhouse (surface dressing)	£9,000	Complete
Crosshill Rd, Auldhouse (surface dressing)	£3,000	Complete
Footway Schemes		
Kirktonholme Rd, EK	£31,000	Programmed
Flinders Place, EK	£126,000	Complete
Langlands Rd, Auldhouse	£22,000	Complete
Riccarton, EK	£81,000	Programmed
Revenue Total	£519,000	

Road Condition Index 2009-2017



East Kilbride C Class



East Kilbride Unclassified

