

## **Education Resources**

# **improve**

### **Resource Plan Performance Report Quarter 2 (Jul-Sep) 2010/11**

## How to use this performance report

This performance report is intended to be both informative and easy to use. The guide below is designed to help you get the most out of the report and to answer the most common questions you might have.

Council Plan objective or theme

Resource Plan objective

Resource Plan action & associated measures.

Progress update against measure.

Measure Status – how are we doing? The “traffic light” codes are:

**Green**

Achieved, or due to achieve with no issues

**Amber**

There may be problems or minor slippage

**Red**

Not on course, major slippage anticipated

Measures which are to be reported later or which are “for information only” are not colour coded

### Vision and Strategic Direction

#### Improve effective use of our buildings and transport in order to reduce greenhouse gas emissions

Action	Measures (non statistical measures shaded grey)	Comments / Progress	Status	This Year Target	To date	Previous Years 2008/09	2009/10	Trend
Further implement the carbon management plan to reduce greenhouse gas emissions	Reduce the Council's greenhouse gas emissions by March 2010 compared to 2005/06 baseline	Carbon management plan actions covering all key areas of emissions refreshed in March 2011	Unknown	0.0%	0.0%	5.6%	Not avail	
	Switch Off energy campaigns held in October 2010	Current carbon reduction projects cover all resources. These projects will be reviewed and refreshed in March 2011 by members of the carbon management group.	Green					
Implement the public sector duty under the Climate Change (Scotland) Act 2009.	Review the carbon management plan by January 2011 once guidance on new public sector duties in the Climate Change (Scotland) Act 2009 are clarified	The carbon management group are currently planning the 2010 energy reduction campaign to align to the national event, 'Energy Saving Week'.	Green					
	Review of SDS to be started by July 2010, and published for consultation Jan 2011	Review of existing Carbon Management Plan on going. Public sector duties within the Climate Change (Scotland) Act 2009 will be taken into account in the revised version of the carbon management plan.	Amber					

#### Ensure efficient use of material resources and to increase recycling of waste and develop more sustainable waste management

Action	Measures (non statistical measures shaded grey)	Comments / Progress	Status	This Year Target	To date	Previous Years 2008/09	2009/10	Trend
Continue to develop mechanisms for the recycling and of municipal waste in order to achieve Scottish Government waste targets. Review our contracts for schools and buildings in order to increase recycling. We will provide effective and household waste collection service	The amount of biodegradable waste sent to landfill	To be reported in the second quarter	Unknown	73,730	Not avail	77,342	73,730	↑
		second quarter	Unknown	40.0%	Not avail	37.0%	40.2%	↑
		second quarter	Unknown	1.3 tonnes	Not avail	1.4 tonnes	1.3 tonnes	↑
			Unknown	208	152	144	152	↑
			Green	Not avail	£13.45	£64.07	£69.17	↓
			Green	Not avail	£19.21	£75.47	£80.80	↓
		consistent with the same period last	Green	95.0%	99.4%	99.0%	98.9%	↓

Statistics for the current year. The **Target** shows what we want to achieve by the end of the year. The **To Date** column shows how much we have achieved so far.

Statistics for last 2 years, showing how we are doing over time.

The trend column shows how performance changed between these 2 years



Performance getting better



Performance staying the same



Performance getting worse



Information not yet available



# improve

Summary (level 1) - number of measures green, amber and red under each Council Plan objective/theme

Council Objective / Theme	Green	Amber	Red	To be reported later / Contextual	Total
<b>Vision and Strategic Direction</b>	<b>9</b>				<b>9</b>
<b>Performance Management and Improvement</b>	<b>4</b>	<b>1</b>		<b>2</b>	<b>7</b>
<i>Partnership Working, Community Leadership and Engagement</i>					
<b>Governance and Accountability</b>	<b>3</b>				<b>3</b>
<b>Efficient and effective use of resources</b>	<b>4</b>			<b>3</b>	<b>7</b>
<b>Raise educational attainment for all</b>	<b>47</b>			<b>15</b>	<b>62</b>
<b>Increase involvement in lifelong learning</b>	<b>5</b>			<b>6</b>	<b>11</b>
<b>Improve health and increase physical activity</b>	<b>9</b>			<b>1</b>	<b>10</b>
<i>Improve the quality of the physical environment</i>					
<i>Improve the road network and public transport</i>					
<i>Improve community safety</i>					
<i>Support local economy by providing the right conditions for growth, improving skills and employability</i>					
<i>Develop services for older people</i>					
<i>Increase participation in arts and culture</i>					
<b>Improve lives of vulnerable children, young people and adults</b>	<b>11</b>				<b>11</b>
<i>Improve quality, access and availability of housing</i>					
<b>Total</b>	<b>92</b>	<b>1</b>	<b>0</b>	<b>27</b>	<b>120</b>

## Vision and Strategic Direction

### Vision and Strategic Direction

Action	Measures <i>(non statistical measures shaded grey)</i>	Comments / Progress	Status	----- This Year -----		----- Previous Years -----		
				Target	To date	2008/09	2009/10	Trend
Develop and implement our Council Plan – Connect	Deliver Annual Resource Plan based on standard corporate template	Achieved: Resources Plan prepared in line with Corporate guidance and approved by Education Resources Committee, 1 June 2010	Green	---	---	---	---	---
Implement a programme of equality and human rights impact assessments across the Council	Number of impact assessments carried out against those timetabled	On course to achieve: 67 impact assessments completed.	Green	Not avail	67	7	15	↑
	Number of reports on impact assessments published on website	On course to achieve: All assessments ratified by Executive Committee to be published after meeting scheduled for 20 October.	Green	Not avail	Not avail	4	15	↑
	Progress in relation to Equality Impact Assessment Actions monitored against targets and reported to Equal Opportunities Forum	On course to achieve: Report to be provided to Equal Opportunities Forum March 2011.	Green	---	---	---	---	---
Develop and introduce Council wide equality performance measures and publish results	Resources to provide annual report to Equal Opportunities Forum on uptake of service, based on standardised equality reporting categories	On course to achieve: Report to be provided to Equal Opportunities Forum March 2011.	Green	---	---	---	---	---
Take forward Equalities of Race, Disability and Gender	Produce parents' leaflets	On course to achieve: Report to be provided at Quarter 4.	Green	---	---	---	---	---
Foster responsible citizenship and awareness of sustainable development	% of schools participating in Eco schools awards or similar accredited award schemes	On course to achieve: 97% of schools are currently engaged in ECO Award or similar accredited award schemes.	Green	97.0%	97.0%	94.0%	96.0%	↑
Develop and promote sustainable development opportunities with young people	Provide a range of opportunities to encourage innovation and creativity in Sustainable Development activities within Youth Learning Services establishments annually	On course to achieve. Good progress is being made by Youth Learning Services in taking forward sustainable development activities. New Creative and innovative SD activities during Q2 included Grow, Cook and Eat It programme and ecological outings to explore the connections between the environment and food sources. The John Muir Award is being utilised as part of this activity.	Green	---	---	---	---	---
	Increase the overall % of young people participating in environmental volunteering within youth learning establishments annually	On course to achieve: Additional 93 volunteers accessed environmental activity during Q2. Total at end of Q2 is 129. Baseline for increasing percentage to be established.	Green	Not avail	Not avail	0.0%	0.0%	⚠

## Performance Management and Improvement

## Performance Management and Improvement

Action	Measures <i>(non statistical measures shaded grey)</i>	Comments / Progress	Status	----- This Year -----		----- Previous Years -----		
				Target	To date	2008/09	2009/10	Trend
Implement effective Best Value management arrangements to ensure continuous improvement, and effective and efficient service delivery	Completion of reviews as per timetable	On course to achieve: Best Value Reviews undertaken as per agreed timetable.	Green	---	---	---	---	---
	Improvement plans approved by council committee	On course to achieve: Improvement Plans approved by Committee, as appropriate.	Green	---	---	---	---	---
	Sustain positive SPI trend results for Council	Report to be provided at Quarter 4.	Report Later	---	---	---	---	---
	Ensure Local PIs across all Resources meet requirements of Best Value 2	Report to be provided at Quarter 4.	Report Later	---	---	---	---	---
	Implement i-procurement within Education Resources	On course to achieve: iProcurement implementation is progressing well within Education Resources. Schools will go live from April 2011 to minimise the financial risk between Seemis and the corporate financial management system. All other areas of Education will go live as programmed during 2010/11.	Amber	---	---	---	---	---
Implement a strategic response to the Scottish Government's Efficient Government agenda	Completion of diagnostic projects as per agreed timetable	On course to achieve: Identified diagnostic projects being progressed within Education Resources, as per agreed Corporate timetable	Green	---	---	---	---	---
Continue to drive forward the performance management and quality improvement agenda to ensure services are focussed on achieving the best possible outcomes for service users	Progress implementation of IMPROVe across Education Resources	On course to achieve: Improve used to produce Education Resources Resource Plan Quarter 2 Update report.	Green	---	---	---	---	---

## Governance and Accountability

## Governance and Accountability

Action	Measures <i>(non statistical measures shaded grey)</i>	Comments / Progress	Status	----- This Year -----		----- Previous Years -----		
				Target	To date	2008/09	2009/10	Trend
Ensure that high standards of governance are being exercised (through the use of scrutiny forums, audit plans and risk	Delivery of risk control actions by due date	Achieved: The Resource Risk Register has been fully revised and incorporated within the Council's Risk Register. An associated risk control plan has been agreed and continuous monitoring arrangements are in place.	Green	---	---	---	---	---



**Governance and Accountability****Governance and Accountability**

Action management)	Measures <i>(non statistical measures shaded grey)</i>	Comments / Progress	Status	----- This Year -----		----- Previous Years -----		
				Target	To date	2008/09	2009/10	Trend
	Audit actions to be delivered by due dates	On course to achieve: 38% of all Education internal and external audit actions completed by due date in Q2. 15 actions closed late, no actions outstanding.	Green	---	---	---	---	---
	Complete Resource Governance Self Assessment and declaration by due date and develop actions to address non-compliant areas	On course to achieve: Resource Governance Self Assessment complete. Training to commence for managers.	Green	---	---	---	---	---

**Efficient and effective use of resources****Efficient and effective use of resources**

Action	Measures <i>(non statistical measures shaded grey)</i>	Comments / Progress	Status	----- This Year -----		----- Previous Years -----		
				Target	To date	2008/09	2009/10	Trend
Ensure our commitment to employees through the development and effective implementation of personnel policies and employee learning and development opportunities	Staff absence rate (SPI)	On schedule to achieve.	Green	4.9%	3.0%	3.8%	3.7%	↑
	Labour turnover rate	On schedule to achieve.	Green	4.9%	2.1%	0.4%	1.2%	↓
	100% coverage of PDR and associated training plans of employees in the scope	On schedule to achieve.	Green	100.0%	98.6%	97.0%	100.0%	↑
Manage land and property assets efficiently	% of buildings from which the council delivers services to the public in which all public areas are suitable for, and accessible to, disabled people	Report to be provided at Quarter 4.	Report Later	Not avail	Not avail	60.9%	71.0%	↑
	Proportion of operational accommodation that is in satisfactory condition (SPI)	Report to be provided at Quarter 4.	Report Later	Not avail	Not avail	62.8%	75.0%	↑
	Proportion of operational accommodation that is suitable for its current use (SPI)	Report to be provided at Quarter 4.	Report Later	Not avail	Not avail	79.8%	77.0%	↓
Develop Education Resources Continuity Plan	Develop an Education Resources Continuity Plan with supporting guidance materials	On course to achieve: Report to be provided at Quarter 4.	Green	---	---	---	---	---

**Raise educational attainment for all****Progress approaches in respect of the national priorities in Education**

Action	Measures <i>(non statistical measures shaded grey)</i>	Comments / Progress	Status	----- This Year -----		----- Previous Years -----		
				Target	To date	2008/09	2009/10	Trend
Progress approaches in respect of the National Priorities in Education	Exclusion incidents per 1,000 pupils in primary schools	Report to be provided at Quarter 4.	Report Later	6	Not avail	8	7	↑
	Exclusion incidents per 1,000 pupils in secondary schools	Report to be provided at Quarter 4.	Report Later	90	Not avail	117	91	↑
	Reduction in the overall number of days lost through exclusion in secondary schools	Report to be provided at Quarter 4.	Report Later	5,980	Not avail	7,974	5,986	↑
	Reduction in the overall number of days lost through exclusion in primary schools	Report to be provided at Quarter 4.	Report Later	540	Not avail	611	543	↑

**Raise educational attainment for all****Progress approaches in respect of the national priorities in Education**

Action	Measures <i>(non statistical measures shaded grey)</i>	Comments / Progress	Status	----- This Year -----		----- Previous Years -----		
				Target	To date	2008/09	2009/10	Trend
	Reduction in the average number of half days absence per pupil in primary schools	Report to be provided at Quarter 4.	Report Later	17.6	Not avail	18.3	17.7	↑
	Reduction in the average number of half days absence per pupil in secondary schools	Report to be provided at Quarter 4.	Report Later	34.6	Not avail	35.3	34.7	↑
	% of pupils staying on to S5 (post Christmas)	Report to be provided at Quarter 4.	Report Later	71.0%	Not avail	66.0%	71.0%	↑
	% of pupils entering further or higher education	Report to be provided at Quarter 4.	Report Later	60.4%	Not avail	55.0%	60.4%	↑
	% of pupils entering employment or training	Report to be provided at Quarter 4.	Report Later	26.0%	Not avail	33.0%	26.0%	↓
	% of schools who have met their IEP targets	Report to be provided at Quarter 4.	Report Later	84.2%	Not avail	92.0%	84.2%	↓
Further develop approaches to transition within early years settings	Develop support material to ensure positive transitions from Home to Nursery	On course to achieve: Membership and remit of group, for transition from home to nursery in Early Years, approved May 2010. Development work progressing well. Draft materials to be prepared for December 2010.	Green	---	---	---	---	---
	Develop support material to ensure positive transitions from early years to primary	On course to achieve: Membership and remit of group, for transition from Early Years to Primary, approved May 2010. Development work progressing well. Draft materials to be prepared for December 2010.	Green	---	---	---	---	---

**To raise standards of educational attainment for all in schools, especially in the core skills of literacy and numeracy**

Action	Measures <i>(non statistical measures shaded grey)</i>	Comments / Progress	Status	----- This Year -----		----- Previous Years -----		
				Target	To date	2008/09	2009/10	Trend
Improve achievement and attainment outcomes in all establishments	0.5% overall increase in attainment levels in the KPIs for Education	Achieved: Figures for this year are pre-appeal. Post-appeal data to be reported at Quarter 4.	Green	0.5%	2.2%	1.1%	-0.8%	↓
	% of S2 5-14 Reading, Writing and Mathematics	Achieved: Figures for this year are pre-appeal. Post-appeal data to be reported at Quarter 4.	Green	67.0%	68.9%	64.6%	66.9%	↑
	%S4 by S6 attained Level 3 in Eng/Maths	Achieved: Figures for this year are pre-appeal. Post-appeal data to be reported at Quarter 4.	Green	92.3%	92.6%	92.5%	92.3%	↓
	%S4 by S6 attained 5+ at level 3	Achieved: Figures for this year are pre-appeal. Post-appeal data to be reported at Quarter 4.	Green	90.3%	90.4%	90.5%	90.2%	↓
	%S4 by S6 attained 5+ at level 4	Achieved: Figures for this year are pre-appeal. Post-appeal data to be reported at Quarter 4.	Green	76.7%	78.1%	78.7%	76.6%	↓

**Raise educational attainment for all**

To raise standards of educational attainment for all in schools, especially in the core skills of literacy and numeracy

Action	Measures <i>(non statistical measures shaded grey)</i>	Comments / Progress	Status	----- This Year -----		----- Previous Years -----		
				Target	To date	2008/09	2009/10	Trend
	%S4 by S6 attained 5+ at level 5	Achieved: Figures for this year are pre-appeal. Post-appeal data to be reported at Quarter 4.	Green	47.5%	50.8%	48.6%	47.4%	↓
	%S4 by S6 attained 1+ at level 6	Achieved: Figures for this year are pre-appeal. Post-appeal data to be reported at Quarter 4.	Green	43.1%	47.9%	44.7%	43.0%	↓
	%S4 by S6 attained 3+ at level 6	Achieved: Figures for this year are pre-appeal. Post-appeal data to be reported at Quarter 4.	Green	30.3%	33.4%	31.5%	30.2%	↓
	%S4 by S6 attained 5+ at level 6	Achieved: Figures for this year are pre-appeal. Post-appeal data to be reported at Quarter 4.	Green	18.9%	21.7%	20.4%	18.8%	↓
Implement key aspects of equalities legislative duties as prescribed in revised/new legislation in all establishments and services	Implement key aspects of current statutory requirements as prescribed in the Race Relations act, Disability Discrimination Act and Additional Support for Learning Act	On course to achieve: Revised Gender Statement of Commitment approved June 2010.	Green	---	---	---	---	---
	Revise and update Operating Procedure A28 guidance by October 2010	On course to achieve: Operating Procedure A28 Working Group established. Document will be updated by 30 October 2010.	Green	---	---	---	---	---
	Distribute revised Operating Procedure A28 guidance to establishments and services by November 2010	On course to achieve: Updated Operating Procedure A28 due for publication on intranet early November 2010.	Green	---	---	---	---	---
	Take forward a programme of In-Service training for ASL co-ordinators, commencing in January 2011	On course to achieve.	Green	---	---	---	---	---
Take forward appropriate aspects of Glow in establishments annually	Develop approaches to support the use of GLOW	On course to achieve: All development officers have responsibility for progressing GLOW with identified specific curriculum responsibilities. GLOW mentors have been provided with refreshed training to support capacity building at establishment level.	Green	---	---	---	---	---



**Raise educational attainment for all****Take forward the principles, values and purposes of "A Curriculum for Excellence"**

Action	Measures <i>(non statistical measures shaded grey)</i>	Comments / Progress	Status	----- This Year -----		----- Previous Years -----		
				Target	To date	2008/09	2009/10	Trend
Take forward key aspects of national curriculum policy developments in all schools and establishments as appropriate annually	Progress with establishments to agreed targets related to Curriculum for Excellence	On course to achieve. Curriculum for Excellence is being progressed in 100% of establishments through improvement planning. Recent Head Teacher's Conferences have been organised in partnership with HMle and Learning & Teaching Scotland to engage establishments in assessment and reporting and the National Assessment Resource (NAR).	Green	---	---	---	---	---
	Develop appropriate guidance materials to support establishments in implementing Curriculum for Excellence in line with the national programme	On course to achieve: Establishments have been provided with a range of support to continue with the implementation of Curriculum for Excellence. This has included a conference run in partnership with HMle and Learning Teaching Scotland focused on 'Assessment and Reporting' and the provision of materials to provide activities for two in-service days.	Green	---	---	---	---	---
	Produce a range of ICT support materials for distribution to all Early Years establishments by October 2010	On course to develop ICT support materials.	Green	---	---	---	---	---
	Develop support materials to enhance the development and delivery of physical education within Early Years settings	On course to achieve: Membership established and group have met. Timeline established. On target to achieve by March 2011.	Green	---	---	---	---	---
	Produce materials to support the dissemination of good practice across Early Years settings	On course to achieve.	Green	---	---	---	---	---
	Develop support materials to assist Early Years practitioners in implementing key aspects of Curriculum for Excellence	On course to achieve: ICT materials scheduled for completion in October 2010.	Green	---	---	---	---	---
	Ensure the contribution of Psychological Services to the development of a South Lanarkshire Literacy Position Statement	Report to be provided at Quarter 4.	Report Later	---	---	---	---	---

**Implement the Council's programme to modernise all primary schools**

Action	Measures <i>(non statistical measures shaded grey)</i>	Comments / Progress	Status	----- This Year -----		----- Previous Years -----		
				Target	To date	2008/09	2009/10	Trend
Deliver agreed targets within the primary schools modernisation programme	Overall target to deliver 124 new or refurbished primary schools by 2016 (time table of schools to be delivered by 2011 is available)	On course to achieve: 47 Occupied. Programme under review	Green	Not avail	Not avail	30	39	↑










**Raise educational attainment for all****Implement the Council's programme to modernise all primary schools**

Action	Measures <i>(non statistical measures shaded grey)</i>	Comments / Progress	Status	----- This Year -----		----- Previous Years -----		
				Target	To date	2008/09	2009/10	Trend
	No of primary schools opened on time	On course to achieve: 8 new schools occupied (Wiston, Woodpark, Bothwell, St Kenneth's, Kirkfieldbank, Robert Smillie, Carmichael, St.Anthony's)	Green	Not avail	Not avail	7	8	↑
	% of new primary schools	On course to achieve: As a % of the overall primary estate 38% of schools are new or refurbished. Programme Under Review.	Green	Not avail	Not avail	24.0%	31.0%	↑

**Establish approaches to address the National Inspection Framework for establishments and Services within Education Resources**

Action	Measures <i>(non statistical measures shaded grey)</i>	Comments / Progress	Status	----- This Year -----		----- Previous Years -----		
				Target	To date	2008/09	2009/10	Trend
Progress the key themes of self-evaluation and leadership in all establishments and services	Schools receiving positive inspection reports	On course to achieve: 14 Inspection reports have been published in the period April till September. 3: pre-school 10: primary, and 1: ASN In the 14 published reports 99% of the evaluations were evaluated as satisfactory or above.	Green	92.5%	99.0%	91.0%	92.0%	↑
	Progress Validated Assisted Self-Evaluation (VSE) within Education Resources	On course to achieve: Good progress is being made in taking forward Validated Self-Evaluation. • A planned timetable for engaging in VSE with HMIE is now in place. • Key dates have been agreed with HMIE • Updates provided at key meetings including education management team, head teachers' meetings and quality link officer meetings	Green	---	---	---	---	---
	Produce a revised Quality Management Policy for Education resources	On course to achieve: Quality Management Policy for Education Resources is on course to be produced.	Green	---	---	---	---	---
	Progress further key aspects of Psychological Services self evaluation framework annually	On course to achieve: Very good progress has been made in supporting Psychological Services in taking forward self evaluation. Outcome of self evaluation activity being used to support the current HMIE inspection of Psychological Services.	Green	---	---	---	---	---

**Raise educational attainment for all****Ensure the highest possible quality of educational provision for children, young people, families and communities**

Action	Measures <i>(non statistical measures shaded grey)</i>	Comments / Progress	Status	----- This Year -----		----- Previous Years -----		
				Target	To date	2008/09	2009/10	Trend
Ensure the highest possible quality of educational provision for children, young people, families and communities	Increase the overall % of teaching staff participating in professional development programmes	On course to achieve: 100% of teaching staff are participating in a range of professional development programmes.	Green	100.0%	100.0%	100.0%	100.0%	
	Increase the overall % of education staff holding or working towards additional qualifications, including Chartered Teachers and SQH	On course to achieve: 26% of staff are currently working towards additional qualifications including Chartered Teacher, Scottish Qualification for Headship and Leadership Qualifications.	Green	27.0%	26.0%	25.0%	26.0%	
	% of primary pupils expressing satisfaction with school	On course to achieve: 91% of primary pupils interviewed as part of HMle processes agreed or strongly agreed that they enjoyed learning at school	Green	91.0%	91.0%	92.0%	90.0%	
	% of secondary pupils expressing satisfaction with school	No secondary schools were inspected in the period April to September	Report Later	78.0%	Not avail	78.0%	77.0%	
	% of parents of pre-school pupils expressing satisfaction with service provision	On course to achieve: 97% of parents of pre-school children agreed or strongly agreed that they enjoyed learning.	Green	91.0%	97.0%	97.0%	90.0%	
	Increase % of establishments with Parent Councils	On course to achieve: Almost all establishments have a Parent Council.	Green	96.2%	96.0%	95.0%	96.0%	
	Organise an annual Parent Council conference	On course to achieve: Parent Council Conference to take place 29 November 2010.	Green	---	---	---	---	---
	Promote the achievements of children and young people and organise an award ceremony	Achieved: Children and Young People Award Ceremony took place 6 June 2011. Education Newsletter featured achievements.	Green	---	---	---	---	---
	Implement a phased reduction of class sizes in P1 to P3	Achieved: Phased reduction of class sizes in P1 to P3 implemented in line with Council policy.	Green	---	---	---	---	---
	Increase the number of library visits per 1000 population	Report to be provided at Quarter 4.	Report Later	4,300.0	Not avail	4,644.0	4,335.0	
	% of library service users who expressed satisfaction	Report to be provided at Quarter 4.	Report Later	95.0%	Not avail	94.4%	92.9%	
	Increase the No of users of library, learning centre and learning access points as a % of the resident population	Report to be provided at Quarter 4.	Report Later	24.0%	Not avail	23.9%	20.3%	
Ensure compliance with the Council's Information Governance Strategy to protect and manage more	Undertake a risk assessment on information governance	On course to achieve: Corporate Working Group responsible for developing Information Governance Strategy and guidelines.	Green	---	---	---	---	---

**Raise educational attainment for all**

Ensure the highest possible quality of educational provision for children, young people, families and communities

Action	Measures <i>(non statistical measures shaded grey)</i>	Comments / Progress	Status	----- This Year -----		----- Previous Years -----		
				Target	To date	2008/09	2009/10	Trend
effectively our information	Implement records management system	On course to achieve: Corporate Working Group responsible for developing Information Governance Strategy and guidelines.	Green	---	---	---	---	---
Ensure compliance with enquiry response standards	Continue to improve compliance with Corporate standards set for: Freedom of Information, Data Protection, Customer enquiries, Press enquiries	On course to achieve: Quarterly monitoring and reporting mechanism in place.	Green	---	---	---	---	---
Implement routes to qualifications in Early Years settings	Implement the revised Routes to Qualifications for Early Years practitioners annually	On course to achieve: Update report scheduled for consideration by the Childcare Partnership December 2010.	Green	---	---	---	---	---
	Ensure the delivery of SVQ2/3/4 for identified Early Years practitioners in order to comply with registration requirements	On course to achieve: Update report scheduled for consideration by the Childcare Partnership December 2010.	Green	---	---	---	---	---
	Achieve an additional 50 accredited courses for Early Years and child care practitioners	On course to achieve: Update report to be presented to Childcare Partnership scheduled for December 2010.	Green	50	Not avail	0	Not avail	⬇
Maintain Education Resources commitment to employees through the development and effective implementation of personnel policies and employee learning and development opportunities	Ensure Education Resources remains compliant with the IIP principles, to enable a positive assessment outcome	On course to achieve.	Green	---	---	---	---	---
	Maintain or improve performance in relation to national performance measures: The number and % of Head and Deputy Head teachers who are women compared with the % of all teachers that are women in: Secondary schools, Primary schools, ASN schools	Overall 77.9% (250 out of 321) of the positions in the categories are held by women.	Green	Not avail	77.9%	0.0%	0.0%	⬆
	Provide an average of 40 Future Job Fund places within Education Resources	On course to achieve: 50 trainees in post at end of Quarter 2.	Green	Not avail	50	0	0	⬆
	Ensure the Corporate Standards for People Connect are met by Education Resources within agreed timescales	On course to achieve: 100% of permanent employees now access PCs for payslips and changes to personal information. Also 100% of permanent employees using iExpenses.	Green	---	---	---	---	---

**Increase involvement in lifelong learning**

Deliver services and programmes through the Community Learning Partnership to further improve literacy and numeracy skills among young people and adults

Action	Measures <i>(non statistical measures shaded grey)</i>	Comments / Progress	Status	----- This Year -----		----- Previous Years -----		
				Target	To date	2008/09	2009/10	Trend
Increase involvement in lifelong learning for young	Increase the number of learners involved in literacy and numeracy programme	On course to achieve: Report to be provided in Quarter 3.	Report Later	Not avail	Not avail	2,405	3,208	⬆

**Increase involvement in lifelong learning****Deliver services and programmes through the Community Learning Partnership to further improve literacy and numeracy skills among young people and adults**

Action	Measures <i>(non statistical measures shaded grey)</i>	Comments / Progress	Status	----- This Year -----		----- Previous Years -----		
				Target	To date	2008/09	2009/10	Trend
people and adults	Provide an additional 200 places through Universal Connections Services to develop literacy and numeracy skills of young people	On course to achieve: An additional 304 opportunities have been accessed during Q2. Total at end of Q2 is 542.	Green	200	542	502	771	↑
	Increase overall participation levels of male carers in Home school Partnership activities by 10%	Report to be provided at Quarter 4.	Report Later	Not avail	Not avail	0.0%	0.0%	↕

**Increase levels of achievement through learning for adults**

Action	Measures <i>(non statistical measures shaded grey)</i>	Comments / Progress	Status	----- This Year -----		----- Previous Years -----		
				Target	To date	2008/09	2009/10	Trend
Increase levels of achievement through learning for adults	Increase the annual % of participants successfully completing an agreed programme of learning	Report to be provided at Quarter 3.	Report Later	21.2%	Not avail	0.0%	21.1%	↑

**Increase levels of achievement through community capacity building**

Action	Measures <i>(non statistical measures shaded grey)</i>	Comments / Progress	Status	----- This Year -----		----- Previous Years -----		
				Target	To date	2008/09	2009/10	Trend
Take forward key aspects of the community capacity building actions as defined within the Community Learning and Development Strategy	Increase the annual % of people involved in decision making processes affecting their community	Report to be provided at Quarter 3.	Report Later	37.5%	Not avail	0.0%	37.4%	↑
Take forward key aspects of engagement with young people as defined within the Youth Strategy	Increase the annual % of young people involved in decision making processes affecting their community	On course to achieve: An additional 1,632 young people have been involved in decision making during Q2 in opportunities such as the Youth Strategy refresh and the Scottish Youth Parliament manifesto.  Total at end of Q2 is 2,489	Green	101.0%	122.0%	90.0%	399.0%	↑
Promote volunteering opportunities for young people and support them to become active within their community	Increase annually the number of young people actively involved in individual volunteering activities of 30 hours or more	On course to achieve: An additional 115 volunteers completed their 30 hour milestone during Q2. Total at end of Q2 completing is 161.	Green	Not avail	161	0	0	↕

**Increase levels of achievement through learning for young people**

Action	Measures <i>(non statistical measures shaded grey)</i>	Comments / Progress	Status	----- This Year -----		----- Previous Years -----		
				Target	To date	2008/09	2009/10	Trend
Take forward a review of the South Lanarkshire Youth Strategy	Prepare a revised Youth Strategy, 2011-14	On course to achieve: 707 people have taken part in the refresh process to date. The Youth Strategy 2011 – 2014 is currently being drafted and is scheduled for circulation October - December 2010.	Green	---	---	---	---	---



**Increase involvement in lifelong learning****Increase levels of achievement through learning for young people**

Action	Measures <i>(non statistical measures shaded grey)</i>	Comments / Progress	Status	----- This Year -----		----- Previous Years -----		
				Target	To date	2008/09	2009/10	Trend
	Improve Youth Partnership Survey satisfaction ratings of universal services	Report to be provided at Quarter 4.	Report Later	Not avail	Not avail	46.0%	Not avail	
	Decrease the % of young people reporting the effect fear and intimidation, and harassment has on the quality of lives bi-annually	Report to be provided at Quarter 4.	Report Later	Not avail	Not avail	0.0%	0.0%	
Promote opportunities for young people to complete and gain nationally accredited qualifications	Number of young people outwith schools successfully completing and gaining nationally recognised qualifications	On course to achieve: An additional 412 awards have been gained during Q2. Total at end of Q2 is 775.	Green	1,435	775	1,050	1,434	

**Improve health and increase physical activity****Engage all education establishments in the health promoting schools programme**

Action	Measures <i>(non statistical measures shaded grey)</i>	Comments / Progress	Status	----- This Year -----		----- Previous Years -----		
				Target	To date	2008/09	2009/10	Trend
Ensure health promotion is embedded in the ethos and practice of all establishments and services	Ensure 100% of schools participating in Health Promoting Schools programmes	On course to achieve: 100% of educational establishments are currently engaged in a wide range of health promoting activities.	Green	100.0%	100.0%	100.0%	100.0%	
	Increase the overall level of success in Health Promoting Awards in establishments and services	On course to achieve: 34% of educational establishments have now received an award for Health Promoting Activity ranging from bronze to gold awards.	Green	32.0%	34.0%	25.0%	31.0%	
Continue to work towards accreditation of Youth Learning Establishments as Health Promoting	100% of Youth Learning Establishments to continue to work towards accreditation of as 'Health Promoting' with NHS Lanarkshire	On course to achieve: All establishments now working towards Silver Health Promotion Status.	Green	100.0%	100.0%	100.0%	100.0%	
	Deliver a minimum of 100 health related programmes across Youth Learning Services	On course to achieve: 48 additional programmes and 1,006 young people accessed new opportunities during Q4. Total at end of Q2 is 105 programmes with 1,464 young people accessing opportunities.	Green	100	105	147	176	
	Increase the percentage of young people stating health as 'very good' annually	Report to be provided at Quarter 4.	Report Later	Not avail	Not avail	Not avail	Not avail	
Provide a range of physical, social and cultural activity for all children within schools and establishments	Increase the range of physical, social and cultural activities in all schools and establishments	On course to achieve: In planning the International Children's Games (ICG), an enhanced programme of physical, social and cultural activities, in partnership with North Lanarkshire Council (NLC), is being provided for schools and establishments.	Green	---	---	---	---	---

**Improve health and increase physical activity****Engage all education establishments in the health promoting schools programme**

Action	Measures <i>(non statistical measures shaded grey)</i>	Comments / Progress	Status	----- This Year -----		----- Previous Years -----		
				Target	To date	2008/09	2009/10	Trend
Implement key aspects of HALL 4 Improvement strategy	Support the implementation of key aspects of HALL 4 in all Early Years establishments	On course to achieve: New Health Guidelines disseminated and training delivered for implementation in 100% of establishments. Awareness raising session for implementation of Red Book carried out with 60% of early years establishments.	Green	---	---	---	---	---
	Contribute to the implementation and training for the Children's Healthy Weight Strategy	On course to achieve.	Green	---	---	---	---	---
Undertake health and well-being research	Develop key aspects of the 'Lessons for Living: Think Well, do Well' intervention programme to promote children's health and wellbeing in Psychological Service	On course to achieve: Large scale pilot study of programme completed in April 2010 involving 18 classes from 8 schools. Results have been gathered at post-intervention and 6 month follow-up and are currently being analysed. Final adaptations to the programme are currently being made to prepare the programme for publication.	Green	---	---	---	---	---
Further develop "Give Us A Break" within Education Resources	Finalise the GUAB (range of support to vulnerable children and young people who have experienced loss and bereavement) (Give us a break!) training programme and develop an associated GUAB training strategy	On course to achieve. Training has been developed and delivered to 9 psychological service colleagues  Four 2-day training events have been delivered. 75 colleagues from schools, NHS, Youth Learning and Home/School Partnerships currently trained.  Information and advice provided on the use of Give us a Break! to partners within South Lanarkshire Council and voluntary agencies  Workshop delivered at the Educational Psychologist in Scotland National Conference in September 2010.	Green	---	---	---	---	---

**Improve lives of vulnerable children, young people and adults****Ensure national priorities for vulnerable children and families are addressed**

Action	Measures <i>(non statistical measures shaded grey)</i>	Comments / Progress	Status	----- This Year -----		----- Previous Years -----		
				Target	To date	2008/09	2009/10	Trend
Progress key aspects of "Getting It Right for Every Child" in all establishments and services	Introduce revised Single Agency Assessment following outcome of GIRFEC paper-testing	On course to achieve: Following the outcomes of GIRFEC paper testing, core components agreed in September. Multi agency training programme beginning in October with particular focus on implementation within Early Years. Implementation plans agreed by each service which will be driven through localities.	Green	---	---	---	---	---
	Lead Education Resources preparation for inspection of services to protect children 2010	Achieved: Inspection of Services to Protect Children undertaken in September 2010. Awaiting publication of report.	Green	---	---	---	---	---

**Improve lives of vulnerable children, young people and adults****Ensure national priorities for vulnerable children and families are addressed**

Action	Measures <i>(non statistical measures shaded grey)</i>	Comments / Progress	Status	----- This Year -----		----- Previous Years -----		
				Target	To date	2008/09	2009/10	Trend
	Increase opportunities for partnership working with other agencies	On course to achieve: Localities employing GIRFEC approaches have contributed to the recent HMle Services to Protect Children Inspection. All areas have continued to track vulnerable children at transitions eg through 16+ meetings in schools, and summer activities. To support vulnerable families eg multi-agency summer activity in East Kilbride targeted to immigrant families. In Hamilton, Area Managers considering 5 year analysis of children vulnerable at point of transition to P1 Identifying trends, monitoring agency responses and identifying gaps in provision. Work underway to check progress of identified children at P3 stage Similar work is taking place with MCMC group to monitor effectiveness of partnership interventions using internal and external resources and identifying future partnership priorities.	Green	---	---	---	---	---

**Improve lives of vulnerable children, young people and adults****Ensure national priorities for vulnerable children and families are addressed**

Action	Measures <i>(non statistical measures shaded grey)</i>	Comments / Progress	Status	----- This Year -----		----- Previous Years -----		
				Target	To date	2008/09	2009/10	Trend
	Deliver Education Resources' commitment within the Integrated Childrens Services plan	On course to achieve: Localities employing GIRFEC approaches have contributed to the recent HMle Services to Protect Children Inspection. All areas have continued to track vulnerable children at transitions eg through 16+ meetings in schools, and summer activities. To support vulnerable families eg multi-agency summer activity in East Kilbride targeted to immigrant families. In Hamilton, Area Managers considering 5 year analysis of children vulnerable at point of transition to P1 Identifying trends, monitoring agency responses and identifying gaps in provision. Work underway to check progress of identified children at P3 stage Similar work is taking place with MCMC group to monitor effectiveness of partnership interventions using internal and external resources and identifying future partnership priorities.	Green	---	---	---	---	---
	Further develop the role of Learning Communities, including extended teams, to support vulnerable children and families	On course to achieve: Learning Community Improvement Plans include priorities for GIRFEC and child protection. The ICS Area Co-ordinators now directly line manage staff e.g. Home School Partnership, Community Learning, Attendance Officers, Family Support Staff. This has created more opportunity for shared planning. Within Learning Communities joint activity in terms of self-evaluation within a range of HMle requirements has strengthened partnership working.	Green	---	---	---	---	---
	Implement the Behaviour Support plan	On course to achieve: Statutory consultation to commence 1 October 2010.	Green	---	---	---	---	---



**Improve lives of vulnerable children, young people and adults****Ensure national priorities for vulnerable children and families are addressed**

Action	Measures <i>(non statistical measures shaded grey)</i>	Comments / Progress	Status	----- This Year -----		----- Previous Years -----		
				Target	To date	2008/09	2009/10	Trend
	Develop and agree Locality Plans incorporating key outcomes from existing Integrated Children's Services, Community Learning & Development and Home School Partnership plans	On course to achieve: 4 ICS locality plans have been produced, are in the public domain and are being monitored by the ICS co-ordination groups. Agreement reached across partnerships on local priorities and actions.	Green	---	---	---	---	---
	Promote opportunities for multi agency working across the 4 Integrated Children's Services Locality Teams, including satellite bases	On course to achieve: New service management arrangements have been in place since April 2010. This has involved the successful implementation of the national diagnostics recommendations which brought Home School Partnership Services/ School Attendance Officers into ICS/CLS. Multi Agency working environments have been opened in Woodpark PS, St. Anthony's PS Wester Overton PS. The ICS area base in Hamilton has been relocated from Woodside PS to Hope Street. The ICS base in Cairns PS has relocated to St. Anthony's PS. New ICS accommodation is being progressed in Larkhall.	Green	---	---	---	---	---
	Take forward key aspects of the More Choices, More Chances (MCMC) strategy	On course to achieve: A report on progress against recommendations following a Best Practice Review in 2008 of More Choices More Chances has been prepared for the Education and corporate Management Teams. The report details significant progress against each of the 10 recommendations. All actions have been progressed. Schools have played a significant role in terms of the introduction of a risk matrix to provide early identification of pupils least likely to have a positive school leaving destination. Systems have greatly improved and interventions are leading to improved outcomes.	Green	---	---	---	---	---
Progress key aspects of the National Early Years Framework	Take forward key aspects of the Early Years Framework	On course to achieve: Report on impact and outcomes presented to the Integrated Children's Services Early Years sub-group 2nd September 2010.	Green	---	---	---	---	---
Take forward the 16+ Learning Choices initiative	Provide up to 224 Activity Agreement places within the "H2O Heading to Other Opportunities" project	On course to achieve: An additional 26 young people have successfully take up a place on H2O during Q2. Total at end of Q2 is 77.	Green	Not avail	77	0	0	