

## **Education Resources**

# **improve**

**Resource Plan  
Performance Report  
Quarter 4 (Jan-Mar) - 2010/11**

## How to use this performance report

This performance report is intended to be both informative and easy to use. The guide below is designed to help you get the most out of the report and to answer the most common questions you might have.

Council Plan objective or theme

Resource Plan objective

Resource Plan action & associated measures.

Progress update against measure.

Measure Status – how are we doing? The “traffic light” codes are:

**Green** Achieved, or due to achieve with no issues

**Amber** There may be problems or minor slippage

**Red** Not on course, major slippage anticipated

Measures which are to be reported later or which are “for information only” are not colour coded

### Vision and Strategic Direction

#### Improve effective use of our buildings and transport in order to reduce greenhouse gas emissions

Action	Measures (non statistical measures shaded grey)	Comments / Progress	Status	This Year Target	To date	Previous Years		
				2008/09	2009/10	Trend		
Further implement the carbon management plan to reduce greenhouse gas emissions	Reduce the Council's greenhouse gas emissions by March 2010 compared to 2005/06 baseline		Unknown	0.0%	0.0%	5.6%	Not avail	⬇
	Carbon management plan actions covering all key areas of emissions refreshed in March 2011	Current carbon reduction projects cover all resources. These projects will be reviewed and refreshed in March 2011 by members of the carbon management group.	Green	---	---	---	---	---
	Switch Off energy campaigns held in October 2010	The carbon management group are currently planning the 2010 energy reduction campaign to align to the national event, 'Energy Saving Week'.	Green	---	---	---	---	---
Implement the public sector duty under the Climate Change (Scotland) Act 2009.	Review the carbon management plan by January 2011 once guidance on new public sector duties in the Climate Change (Scotland) Act 2009 are clarified	Review of existing Carbon Management Plan on going. Public sector duties within the Climate Change (Scotland) Act 2009 will be taken into account in the revised version of the carbon management plan.	Green	---	---	---	---	---
	Review of SDS to be started by July 2010, and published for consultation Jan 2011	This action will be delayed due to the departure of the Council's sustainable development officer.	Amber	---	---	---	---	---

#### Ensure efficient use of material resources and to increase recycling of waste and develop more sustainable waste management

Action	Measures (non statistical measures shaded grey)	Comments / Progress	Status	This Year Target	To date	2008/09	Previous Years 2009/10	Trend
Continue to develop mechanisms for the recycling and of municipal waste in order to achieve Scottish Government waste targets.  Review our contracts for schools and of buildings in order to increase recycling.  We will provide effective and household waste collection services.	The amount of biodegradable waste sent to landfill	To be reported in the second quarter	Unknown	73,730	Not avail	77,342	73,730	⬆
		Second quarter	Unknown	40.0%	Not avail	37.0%	40.2%	⬆
		Second quarter	Unknown	1.3 tonnes	Not avail	1.4 tonnes	1.3 tonnes	⬆
			Unknown	208	152	144	152	⬆
			Green	Not avail	£13.45	£64.07	£69.17	⬇
			Green	Not avail	£19.21	£75.47	£80.80	⬇
		consistent with the same period last	Green	95.0%	99.4%	99.0%	98.9%	⬇

Statistics for the current year. The **Target** shows what we want to achieve by the end of the year. The **To Date** column shows how much we have achieved so far.

Statistics for last 2 years, showing how we are doing over time.

The trend column shows how performance changed between these 2 years



Performance getting better



Performance staying the same



Performance getting worse



Information not yet available



# improve

Summary (level 1) - number of measures green, amber and red under each Council Plan objective/theme

Council Objective / Theme	Green	Amber	Red	To be reported later / Contextual	Total
<b>Vision and Strategic Direction</b>	<b>6</b>	<b>3</b>			<b>9</b>
<b>Performance Management and Improvement</b>	<b>7</b>				<b>7</b>
<i>Partnership Working, Community Leadership and Engagement</i>					
<b>Governance and Accountability</b>	<b>3</b>				<b>3</b>
<b>Efficient and effective use of resources</b>	<b>7</b>				<b>7</b>
<b>Raise educational attainment for all</b>	<b>55</b>	<b>3</b>	<b>1</b>		<b>59</b>
<b>Increase involvement in lifelong learning</b>	<b>11</b>				<b>11</b>
<b>Improve health and increase physical activity</b>	<b>10</b>				<b>10</b>
<i>Improve the quality of the physical environment</i>					
<i>Improve the road network and public transport</i>					
<i>Improve community safety</i>					
<i>Support local economy by providing the right conditions for growth, improving skills and employability</i>					
<i>Develop services for older people</i>					
<i>Increase participation in arts and culture</i>					
<b>Improve lives of vulnerable children, young people and adults</b>	<b>11</b>				<b>11</b>
<i>Improve quality, access and availability of housing</i>					
<b>Total</b>	<b>110</b>	<b>6</b>	<b>1</b>	<b>0</b>	<b>117</b>



## Vision and Strategic Direction

### Vision and Strategic Direction

Action	Measures <i>(non statistical measures shaded grey)</i>	Comments / Progress	Status	----- This Year -----		----- Previous Years -----		
				Target	To date	2008/09	2009/10	Trend
Develop and implement our Council Plan – Connect	Deliver Annual Resource Plan based on standard corporate template	Resources Plan prepared in line with Corporate guidance and approved by Education Resources Committee, 1 June 2010.	Green	---	---	---	---	---
Implement a programme of equality and human rights impact assessments across the Council	Number of impact assessments carried out against those timetabled	All timetabled impact assessments were completed.	Green	31	31	7	15	↑
	Number of reports on impact assessments published on website	All impact assessments timetabled for 2010/11 were completed and have been approved for publication. Awaiting website development to enable publication.	Green	31	31	4	15	↑
	Progress in relation to Equality Impact Assessment Actions monitored against targets and reported to Equal Opportunities Forum	Report prepared for Equal Opportunities Forum due to be held in March 2011. Forum rescheduled to June 2011.	Amber	---	---	---	---	---
Develop and introduce Council wide equality performance measures and publish results	Resources to provide annual report to Equal Opportunities Forum on uptake of service, based on standardised equality reporting categories	Report prepared for Equal Opportunities Forum due to be held in March 2011. Forum rescheduled to June 2011.	Amber	---	---	---	---	---
Take forward Equalities of Race, Disability and Gender	Produce parents' leaflets	Parents' leaflet prepared. Production on hold pending guidance from the Scottish Government on the Equality Act 2010.	Amber	---	---	---	---	---

## Vision and Strategic Direction

## Vision and Strategic Direction

Action	Measures <i>(non statistical measures shaded grey)</i>	Comments / Progress	Status	----- This Year -----		----- Previous Years -----		
				Target	To date	2008/09	2009/10	Trend
Foster responsible citizenship and awareness of sustainable development	% of schools participating in Eco schools awards or similar accredited award schemes	97.3% of schools are registered with Eco Schools Scotland.	Green	97.0%	97.3%	94.0%	96.0%	
Develop and promote sustainable development opportunities with young people	Provide a range of opportunities to encourage innovation and creativity in Sustainable Development activities within Youth Learning Services establishments annually	In 2010/11 a range of Sustainable Development activities helped to increase young people's knowledge of sustainable development including: <ul style="list-style-type: none"> <li>• Grow, Cook and Eat It programme and ecological outings to explore the connections between the environment and food sources;</li> <li>• Sustainability activities developed, as part of the International Children's Games Legacy planning, with the Legacy Planning Group;</li> <li>• Additional funding secured to expand the Local Environmental Action Force (Douglas)</li> </ul> Douglas Universal Connections' LEAF Project began its Poly-Tunnel Project in the Dougals and Angus estates; <ul style="list-style-type: none"> <li>• Young people involved in the clean up of Cambuslang Park;</li> <li>• Young people assisted in the development of Rutherglen High Sensory Garden;</li> <li>• Young people participated in a 12 week horticultural course volunteering at the South Lanarkshire base in Burnside.</li> </ul>	Green	---	---	---	---	---
	Increase the overall % of young people participating in environmental volunteering within youth learning establishments annually	285 volunteers accessed environmental activity in 2010/11. This establishes the baseline for benchmarking performance.	Green	Not avail	Not avail	0.0%	0.0%	

## Performance Management and Improvement

## Performance Management and Improvement

Action	Measures <i>(non statistical measures shaded grey)</i>	Comments / Progress	Status	----- This Year -----		----- Previous Years -----		
				Target	To date	2008/09	2009/10	Trend
Implement effective Best Value management arrangements to ensure continuous improvement, and effective and efficient service delivery	Completion of reviews as per timetable	Best Value Review of Early Years complete. Scheduled for Performance and Review Scrutiny Forum May 2011. Report on progress of More choices More Chances Best Value Review reported to the Performance Reporting Scrutiny Forum in January 2011.	Green	---	---	---	---	---
	Improvement plans approved by council committee	Improvement Plans prepared for Council Committee approval, as per Corporate timetable.	Green	---	---	---	---	---
	Sustain positive SPI trend results for Council	Education Resources no longer has any Statutory Performance Indicators set by Audit Scotland but has contributed to sustaining positive SPI trends for the Council.	Green	---	---	---	---	---
	Ensure Local PIs across all Resources meet requirements of Best Value 2	A schedule of Statutory and Local Performance Indicators in place. Work is being undertaken by officers of the Corporate Improvement Advisory Board to confirm that local performance indicators meet the requirements of Best Value 2.	Green	---	---	---	---	---
	Implement i-procurement within Education Resources	iProcurement fully implemented on schedule across Education Resources.	Green	---	---	---	---	---
Implement a strategic response to the Scottish Government's Efficient Government agenda	Completion of diagnostic projects as per agreed timetable	Diagnostic projects complete as per corporate timetable.	Green	---	---	---	---	---
Continue to drive forward the performance management and quality improvement agenda to ensure services are focussed on achieving the best possible outcomes for service users	Progress implementation of IMPROVe across Education Resources	IMPROVe used to produce Education Resources Plan Quarter 4 Performance Report. Further development planned for 2011/12.	Green	---	---	---	---	---



**Governance and Accountability****Governance and Accountability**

Action	Measures <i>(non statistical measures shaded grey)</i>	Comments / Progress	Status	----- This Year -----		----- Previous Years -----		
				Target	To date	2008/09	2009/10	Trend
Ensure that high standards of governance are being exercised (through the use of scrutiny forums, audit plans and risk management)	Delivery of risk control actions by due date	The Resource Risk Register has been fully revised and incorporated within the Council's Risk Register. An associated risk control plan has been agreed and continuous monitoring arrangements are in place.	Green	---	---	---	---	---
	Audit actions to be delivered by due dates	All audit actions identified in 2010/11 were completed.	Green	---	---	---	---	---
	Complete Resource Governance Self Assessment and declaration by due date and develop actions to address non-compliant areas	Good Governance annual checklist being developed as per corporate timetable.	Green	---	---	---	---	---

**Efficient and effective use of resources****Efficient and effective use of resources**

Action	Measures <i>(non statistical measures shaded grey)</i>	Comments / Progress	Status	----- This Year -----		----- Previous Years -----		
				Target	To date	2008/09	2009/10	Trend
Ensure our commitment to employees through the development and effective implementation of personnel policies and employee learning and development opportunities	Staff absence rate (SPI)	The staff absence rate for 2010/11 is below the Council target level.	Green	4.9%	3.5%	3.8%	3.7%	↑
	Labour turnover rate	The labour turnover for 2010/11 is below the Council target rate.	Green	4.9%	0.4%	0.4%	1.2%	↓
	100% coverage of PDR and associated training plans of employees in the scope		Green	100.0%	100.0%	97.0%	100.0%	↑
Manage land and property assets efficiently	% of buildings from which the council delivers services to the public in which all public areas are suitable for, and accessible to, disabled people		Green	75.0%	81.5%	60.9%	71.0%	↑
	Proportion of operational accommodation that is in satisfactory condition (SPI)		Green	76.0%	77.0%	62.8%	75.0%	↑
	Proportion of operational accommodation that is suitable for its current use (SPI)		Green	78.0%	85.0%	79.8%	77.0%	↓
Develop Education Resources Continuity Plan	Develop an Education Resources Continuity Plan with supporting guidance materials	Debrief report on contingency planning complete. Review of contingency planning ongoing in line with corporate guidance.	Green	---	---	---	---	---

**Raise educational attainment for all****Progress approaches in respect of the national priorities in Education**

Action	Measures <i>(non statistical measures shaded grey)</i>	Comments / Progress	Status	----- This Year -----		----- Previous Years -----		
				Target	To date	2008/09	2009/10	Trend
Progress approaches in respect of the National Priorities in Education	Exclusion incidents per 1,000 pupils in primary schools	The exclusion rate per 1,000 pupils in primary schools continues to fall in line with previous years.	Green	6	6	8	7	↑

**Raise educational attainment for all****Progress approaches in respect of the national priorities in Education**

Action	Measures <i>(non statistical measures shaded grey)</i>	Comments / Progress	Status	----- This Year -----		----- Previous Years -----		
				Target	To date	2008/09	2009/10	Trend
	Exclusion incidents per 1,000 pupils in secondary schools	The exclusion rate per 1,000 pupils in secondary schools continues to fall in line with previous years.	Green	90	90	117	91	↑
	Reduction in the overall number of days lost through exclusion in secondary schools	There was minor slippage: the increase equates to a 0.6% increase in the total number of days lost through exclusion in secondary schools. A rise in the secondary school population from the previous session means that the exclusion rate per 1,000 pupils actually declined over the same period.	Amber	5,980	6,025	7,974	5,986	↑
	Reduction in the overall number of days lost through exclusion in primary schools	The reduction equates to a 22% fall in the total number of days lost through exclusion in primary schools	Green	540	424	611	543	↑
	Reduction in the average number of half days absence per pupil in primary schools	The average number of half days absence increased slightly. This increase was also reflected nationally. The rate in South Lanarkshire remains below the national level of 19.4. Overall, the percentage of absences rose by 0.3% to 5.0%. There was a similar increase in both the comparator authority and national averages. The percentage absence figure in South Lanarkshire remains below both the national and comparator authority rates.	Red	17.6	19.1	18.3	17.7	↑
	Reduction in the average number of half days absence per pupil in secondary schools	Absence rates are in line with national and comparator authority averages.	Green	34.6	33.1	35.3	34.7	↑
	% of pupils staying on to S5 (post Christmas)	The percentage of pupils staying on at school is above both the comparator authority and national averages.	Green	71.0%	76.0%	66.0%	71.0%	↑
	% of pupils entering further or higher education	There was a slight increase in the percentage of pupils entering further or higher education.	Green	60.4%	60.7%	55.0%	60.4%	↑



**Raise educational attainment for all****Progress approaches in respect of the national priorities in Education**

Action	Measures <i>(non statistical measures shaded grey)</i>	Comments / Progress	Status	----- This Year -----		----- Previous Years -----		
				Target	To date	2008/09	2009/10	Trend
	% of pupils entering employment or training	This measure is affected by increases in the percentage of pupils entering higher or further education and staying on at school. The percentage of pupils in South Lanarkshire entering employment or training remains above national and comparator averages.	Amber	26.0%	25.2%	33.0%	26.0%	↓
	% of schools who have met their IEP targets	The target of 80% is set within the National Priorities Framework. The number of schools setting targets for pupils with IEPs increased significantly in recent years. This increase will have had an impact on the percentage of schools achieving their target. The timescale for reporting this measure has been realigned in 2010/11 to allow full year figures to be calculated. This will allow progress to be compared across completed school sessions.	Green	80.0%	84.2%	Not avail	92.0%	○
Further develop approaches to transition within early years settings	Develop support material to ensure positive transitions from Home to Nursery	Transitions support materials produced and disseminated.	Green	---	---	---	---	---
	Develop support material to ensure positive transitions from early years to primary	Transitions support materials produced and disseminated.	Green	---	---	---	---	---

**To raise standards of educational attainment for all in schools, especially in the core skills of literacy and numeracy**

Action	Measures <i>(non statistical measures shaded grey)</i>	Comments / Progress	Status	----- This Year -----		----- Previous Years -----		
				Target	To date	2008/09	2009/10	Trend
Improve achievement and attainment outcomes in all establishments	0.5% overall increase in attainment levels in the KPIs for Education	SQA attainment by the end of S6 increased in all 7 nationally recognised measures from June 2009 to June 2010. This measure will be adjusted within IMPROVe from 2011/12 to reflect the implementation of Curriculum for Excellence (this will remove 5-14 from the indicator).	Green	0.5%	2.3%	1.1%	-0.8%	↓
	% of S2 5-14 Reading, Writing and Mathematics	Performance in this measure in 2010/11 shows 5-14 attainment at the highest level ever recorded in South Lanarkshire Council in both Reading and Writing and the second highest level for Mathematics.	Green	67.0%	67.9%	64.6%	66.9%	↑
	%S4 by S6 attained Level 3 in Eng/Maths	Performance in this measure increased and is equal to the highest level recorded in the last 5 years.	Green	92.3%	92.6%	92.5%	92.3%	↓
	%S4 by S6 attained 5+ at level 3	Performance in this measure increased recovering slightly from a decline the previous year.	Green	90.3%	90.4%	90.5%	90.2%	↓

**Raise educational attainment for all**

To raise standards of educational attainment for all in schools, especially in the core skills of literacy and numeracy

Action	Measures <i>(non statistical measures shaded grey)</i>	Comments / Progress	Status	----- This Year -----		----- Previous Years -----		
				Target	To date	2008/09	2009/10	Trend
	%S4 by S6 attained 5+ at level 4	Performance in this measure increased recovering slightly from a decline the previous year.	Green	76.7%	78.1%	78.7%	76.6%	↓
	%S4 by S6 attained 5+ at level 5	Performance in this measure increased and is the highest level recorded in the last 5 years.	Green	47.5%	50.9%	48.6%	47.4%	↓
	%S4 by S6 attained 1+ at level 6	Performance in this measure increased and is the highest level recorded in the last 5 years.	Green	43.1%	48.1%	44.7%	43.0%	↓
	%S4 by S6 attained 3+ at level 6	Performance in this measure increased and is the highest level recorded in the last 5 years.	Green	30.3%	33.7%	31.5%	30.2%	↓
	%S4 by S6 attained 5+ at level 6	Performance in this measure increased and is the highest level recorded in the last 5 years.	Green	18.9%	22.3%	20.4%	18.8%	↓
Implement key aspects of equalities legislative duties as prescribed in revised/new legislation in all establishments and services	Implement key aspects of current statutory requirements as prescribed in the Race Relations act, Disability Discrimination Act and Additional Support for Learning Act	Revised Gender Equality Statement of Commitment published May 2010. Awaiting publication by the Scottish Government of Code of Practice for the new Equality Act 2010.	Green	---	---	---	---	---
	Revise and update Operating Procedure A28 guidance by October 2010	Operating Procedure A28 updated October 2010.	Green	---	---	---	---	---
	Distribute revised Operating Procedure A28 guidance to establishments and services by November 2010	Operating Procedure A28 updated October 2010.	Green	---	---	---	---	---
	Take forward a programme of In-Service training for ASL co-ordinators, commencing in January 2011	A programme of in-service training for all ASL co-ordinators took place in January 2011.	Green	---	---	---	---	---
Take forward appropriate aspects of Glow in establishments annually	Develop approaches to support the use of GLOW	The South Lanarkshire Glow site has been redesigned. The new design is more accessible and user friendly. Glow support has been enhanced through the revision of Glow support networks. A Glow support pack has been developed and includes posters and help sheets.	Green	---	---	---	---	---

**Raise educational attainment for all****Take forward the principles, values and purposes of "A Curriculum for Excellence"**

Action	Measures <i>(non statistical measures shaded grey)</i>	Comments / Progress	Status	----- This Year -----		----- Previous Years -----		
				Target	To date	2008/09	2009/10	Trend
Take forward key aspects of national curriculum policy developments in all schools and establishments as appropriate annually	Progress with establishments to agreed targets related to Curriculum for Excellence	Establishments have developed planning approaches to reflect Curriculum for Excellence Values and Principles. Establishment planning more consistently takes account of Experiences and Outcomes. Inter disciplinary learning experiences are increasingly being used to provide positive learning experiences for children and young people. Approaches to Assessment continue to be developed successfully through our successful network of Teacher Learning Communities. South Lanarkshire hosted a successful international conference in partnership with Tapestry with a focus on effective learning and teaching.	Green	---	---	---	---	---
	Develop appropriate guidance materials to support establishments in implementing Curriculum for Excellence in line with the national programme	A range of guidance materials has been produced to support Assessment, Reporting and Moderation. Supplementary guidance has also been prepared for parents and carers. The new Glow site also hosts Sharing Practice areas to enable establishments and practitioners to share materials and resources.	Green	---	---	---	---	---
	Produce a range of ICT support materials for distribution to all Early Years establishments by October 2010	Materials distributed December 2010.	Green	---	---	---	---	---
	Develop support materials to enhance the development and delivery of physical education within Early Years settings	Support materials developed. Dissemination strategy to be agreed.	Green	---	---	---	---	---
	Produce materials to support the dissemination of good practice across Early Years settings	Strategy agreed for implementation during session 2011/12.	Green	---	---	---	---	---
	Develop support materials to assist Early Years practitioners in implementing key aspects of Curriculum for Excellence	Support materials developed and disseminated.	Green	---	---	---	---	---
	Ensure the contribution of Psychological Services to the development of a South Lanarkshire Literacy Position Statement	Psychological Services has contributed very effectively, along with a wide range of professionals, to the process of developing a literacy strategy. Draft Strategy expected to be in place July 2011.	Green	---	---	---	---	---

**Raise educational attainment for all****Implement the Council's programme to modernise all primary schools**

Action	Measures <i>(non statistical measures shaded grey)</i>	Comments / Progress	Status	----- This Year -----		----- Previous Years -----		
				Target	To date	2008/09	2009/10	Trend
Deliver agreed targets within the primary schools modernisation programme	Overall target to deliver 124 new or refurbished primary schools by 2016 (time table of schools to be delivered by 2011 is available)	The primary schools Modernisation Programme remains on schedule to deliver 124 new or refurbished primary schools by 2016. Revised programme approved January 2011. 14 Primary schools opened in 2010/11 : Auchinraith, Bothwell, Carmichael, Chapelton, Crawforddyke, Douglas, Kirkfieldbank, Robert Smillie, St Anthony's, St Joseph's, St Kenneth's, Udston, Wiston and Woodpark. Programme review delayed two projects.	Green	124	54	30	39	↑
	No of primary schools opened on time	14 Primary schools opened in 2010/11 : Auchinraith, Bothwell, Carmichael, Chapelton, Crawforddyke, Douglas, Kirkfieldbank, Robert Smillie, St Anthony's, St Joseph's, St Kenneth's, Udston, Wiston and Woodpark. Programme review delayed two projects - target reset.	Green	14	14	7	8	↑
	% of new primary schools	Year to date figure and annual target are based on the total for the Primary Schools Modernisation Programme.	Green	100.0%	44.0%	24.0%	31.0%	↑

**Establish approaches to address the National Inspection Framework for establishments and Services within Education Resources**

Action	Measures <i>(non statistical measures shaded grey)</i>	Comments / Progress	Status	----- This Year -----		----- Previous Years -----		
				Target	To date	2008/09	2009/10	Trend
Progress the key themes of self-evaluation and leadership in all establishments and services	Schools receiving positive inspection reports	A total of 22 inspection reports were published in 2010/11. 94% evaluated the overall effectiveness as being satisfactory or above.	Green	92.5%	94.0%	91.0%	92.0%	↑
	Progress Validated Assisted Self-Evaluation (VSE) within Education Resources	Validated Self Evaluation successfully undertaken in partnership with HMIE during December 2010 through March 2011. Joint report anticipated for publication in June 2011.	Green	---	---	---	---	---

**Raise educational attainment for all****Establish approaches to address the National Inspection Framework for establishments and Services within Education Resources**





Action	Measures <i>(non statistical measures shaded grey)</i>	Comments / Progress	Status	----- This Year -----		----- Previous Years -----		
				Target	To date	2008/09	2009/10	Trend
	Produce a revised Quality Management Policy for Education resources	Date for revision of Quality Management Policy re-set while awaiting advice from the Scottish Government on changes to HMle and while Validated Self Evaluation is progressed by the Resource. Policy will be updated to take account of recommendations from the VSE Quality Assurance Thematic Group. VSE report anticipated to be published in June 2011.	Amber	---	---	---	---	---
	Progress further key aspects of Psychological Services self evaluation framework annually	The HMle report on the Inspection of Psychological Service was published on 1 February 2011. The leadership of change and improvement in the service was reported as excellent. The Psychological Service was reported to be complying very effectively with appropriate guidance and legislation. A range of very high quality interventions developed by psychologists were helping individuals and groups of children and young people, by giving a greater emphasis to their strengths and reducing risks to their emotional health and wellbeing. It was also reported that the service provided effective levels of consultation and advice to children and young people, families, schools and support services within the authority's staged intervention framework.	Green	---	---	---	---	---

**Ensure the highest possible quality of educational provision for children, young people, families and communities**

Action	Measures <i>(non statistical measures shaded grey)</i>	Comments / Progress	Status	----- This Year -----		----- Previous Years -----		
				Target	To date	2008/09	2009/10	Trend
Ensure the highest possible quality of educational provision for children, young people, families and communities	Increase the overall % of teaching staff participating in professional development programmes	100% of staff continue to participate in professional development programmes.	Green	100.0%	100.0%	100.0%	100.0%	↕
	Increase the overall % of education staff holding or working towards additional qualifications, including Chartered Teachers and SQH	832 staff holding or working towards additional qualifications.	Green	27.0%	27.3%	25.0%	26.0%	↑
	% of primary pupils expressing satisfaction with school	92% of primary pupils interviewed as part of the HMle inspection process expressed satisfaction with school.	Green	91.0%	92.0%	92.0%	90.0%	↓

**Raise educational attainment for all**

Ensure the highest possible quality of educational provision for children, young people, families and communities

Action	Measures <i>(non statistical measures shaded grey)</i>	Comments / Progress	Status	----- This Year -----		----- Previous Years -----		
				Target	To date	2008/09	2009/10	Trend
	% of secondary pupils expressing satisfaction with school	95% of secondary pupils interviewed as part of the HMle inspection process expressed satisfaction with school.	Green	78.0%	95.0%	78.0%	77.0%	
	% of parents of pre-school pupils expressing satisfaction with service provision	97% of parents of pre-school children interviewed as part of the HMle or Care Commission inspection processes expressed satisfaction with service provision.	Green	91.0%	97.0%	97.0%	90.0%	
	Increase % of establishments with Parent Councils	Almost all establishments have a Parent Council.	Green	96.2%	97.0%	95.0%	96.0%	
	Organise an annual Parent Council conference	The annual Parents as Partners conference was held on 17 March 2011.	Green	---	---	---	---	---
	Promote the achievements of children and young people and organise an award ceremony	Celebrating success stories published and Pupil Award Ceremony and Youth Achievement Award Ceremony arranged to take place June 2011.	Green	---	---	---	---	---
	Implement a phased reduction of class sizes in P1 to P3	Phased reduction of class sizes in P1 to P3 implemented in line with Council policy.	Green	---	---	---	---	---
Ensure compliance with the Council's Information Governance Strategy to protect and manage more effectively our information	Undertake a risk assessment on information governance	Implementing Information Governance Strategy and roll-out of guidelines as per corporate timetable.	Green	---	---	---	---	---
	Implement records management system	Implementing Information Governance Strategy and roll-out of guidelines as per corporate timetable.	Green	---	---	---	---	---
Ensure compliance with enquiry response standards	Continue to improve compliance with Corporate standards set for: Freedom of Information, Data Protection, Customer enquiries, Press enquiries	Quarterly monitoring and reporting mechanism in place.	Green	---	---	---	---	---
Implement routes to qualifications in Early Years settings	Implement the revised Routes to Qualifications for Early Years practitioners annually	A range of courses applicable to registration with Scottish Social Services Council is being delivered.	Green	---	---	---	---	---
	Ensure the delivery of SVQ2/3/4 for identified Early Years practitioners in order to comply with registration requirements	11 SVQ 2/3/4 qualifications achieved in 2010/11.	Green	---	---	---	---	---
	Achieve an additional 50 accredited courses for Early Years and child care practitioners	197 placements achieved on accredited courses for Early Years and childcare practitioners. 27 Courses completed by candidates ranging from Modern apprenticeships to BA Childhood Practice.	Green	50	Not avail	0	Not avail	



**Raise educational attainment for all****Ensure the highest possible quality of educational provision for children, young people, families and communities**

Action	Measures <i>(non statistical measures shaded grey)</i>	Comments / Progress	Status	----- This Year -----		----- Previous Years -----		
				Target	To date	2008/09	2009/10	Trend
Maintain Education Resources commitment to employees through the development and effective implementation of personnel policies and employee learning and development opportunities	Ensure Education Resources remains compliant with the IIP principles, to enable a positive assessment outcome	Education Resources remained committed to the effective implementation of personnel policies and employee learning and development with the aim of enabling a positive assessment of IIP principles. Assessment to take place April 2011.	Green	---	---	---	---	---
	Maintain or improve performance in relation to national performance measures: The number and % of Head and Deputy Head teachers who are women compared with the % of all teachers that are women in: Secondary schools, Primary schools, ASN schools	Overall 77.6% (249 out of 321) of the positions in the categories are held by women. 78.0% (2579 out of 3308) of all teachers are women. This establishes a baseline for benchmarking performance.	Green	Not avail	Not avail	0.0%	0.0%	↕
	Provide an average of 40 Future Job Fund places within Education Resources	Placements peaked at 50 trainees in post. Placements on scheme ended March 2011.	Green	40	50	0	0	↕
	Ensure the Corporate Standards for People Connect are met by Education Resources within agreed timescales	All permanent employees now access PCs for payslips and changes to personal information. Also, all permanent employees using iExpenses.	Green	---	---	---	---	---

**Increase involvement in lifelong learning****Deliver services and programmes through the Community Learning Partnership to further improve literacy and numeracy skills among young people and adults**

Action	Measures <i>(non statistical measures shaded grey)</i>	Comments / Progress	Status	----- This Year -----		----- Previous Years -----		
				Target	To date	2008/09	2009/10	Trend
Increase involvement in lifelong learning for young people and adults	Increase the number of learners involved in literacy and numeracy programme	The number of learners involved in literacy and numeracy programmes increased from 3208 in 2009/10 to 3522 in 2010/11. This represents an increase of 9.8%	Green	3,250	3,522	2,405	3,208	↑
	Provide an additional 200 places through Universal Connections Services to develop literacy and numeracy skills of young people	1,366 additional opportunities accessed during 2010/11.	Green	200	1,366	502	771	↑
	Increase overall participation levels of male carers in Home School Partnership activities by 10%	977 male carers participated in Home School Partnership programmes in 2010/11. This establishes the baseline for benchmarking performance.	Green	Not avail	Not avail	0.0%	0.0%	↕

**Increase involvement in lifelong learning****Increase levels of achievement through learning for adults**

Action	Measures <i>(non statistical measures shaded grey)</i>	Comments / Progress	Status	----- This Year -----		----- Previous Years -----		
				Target	To date	2008/09	2009/10	Trend
Increase levels of achievement through learning for adults	Increase the annual % of participants successfully completing an agreed programme of learning	Number of learners completing programme at end March 2011 - 7412. This represents an increase of 483 on the total of 6929 at March 2010.	Green	5.0%	7.0%	0.0%	21.1%	↑




**Increase levels of achievement through community capacity building**

Action	Measures <i>(non statistical measures shaded grey)</i>	Comments / Progress	Status	----- This Year -----		----- Previous Years -----		
				Target	To date	2008/09	2009/10	Trend
Take forward key aspects of the community capacity building actions as defined within the Community Learning and Development Strategy	Increase the annual % of people involved in decision making processes affecting their community	Partial count at March 2011 shows 4739 people involved in decision making processes. Some partners have yet to return final figure. Delays have been incurred due to restructuring in organisations across the partnership. Percentage increase calculated on figures available at September 2009.	Green	25.0%	33.8%	0.0%	37.4%	↑
Take forward key aspects of engagement with young people as defined within the Youth Strategy	Increase the annual % of young people involved in decision making processes affecting their community	4,337 young people were involved in decision making processes in 2010/11. These included opportunities such as: the Youth Strategy refresh, the Scottish Youth Parliament manifesto and elections, the Scottish Children's Commissioner for Young People's 'A right to blether', the Tobacco Curriculum pack, and the 'Hard Choices for Hard Times' event.	Green	100.0%	114.5%	90.0%	399.0%	↑
Promote volunteering opportunities for young people and support them to become active within their community	Increase annually the number of young people actively involved in individual volunteering activities of 30 hours or more	1,609 volunteers completed their 30 hour milestone in 2010/11. This establishes the baseline for benchmarking performance.	Green	Not avail	1,609	0	0	↕





**Increase levels of achievement through learning for young people**

Action	Measures <i>(non statistical measures shaded grey)</i>	Comments / Progress	Status	----- This Year -----		----- Previous Years -----		
				Target	To date	2008/09	2009/10	Trend
Take forward a review of the South Lanarkshire Youth Strategy	Prepare a revised Youth Strategy, 2011-14	Pre-consultative draft strategy circulated for comment. Strategy due for consideration by Executive Committee in September 2011. Anticipated launch in October 2011.	Green	---	---	---	---	---

**Increase involvement in lifelong learning****Increase levels of achievement through learning for young people**

Action	Measures <i>(non statistical measures shaded grey)</i>	Comments / Progress	Status	----- This Year -----		----- Previous Years -----		
				Target	To date	2008/09	2009/10	Trend
	Improve Youth Partnership Survey satisfaction ratings of universal services	61% of young people reported that they were either very satisfied or satisfied with cultural opportunities available to them. This represents an increase of 15% from the last Youth Survey held in 2008.	Green	50.0%	61.0%	46.0%	Not avail	
	Decrease the % of young people reporting the effect fear and intimidation, and harassment has on the quality of lives bi-annually	14% of young people reported fear, intimidation and harassment impacting greatly on their quality of life. This is a decrease of 5% from the last Youth Survey held in 2008.	Green	18.0%	15.0%	0.0%	0.0%	
Promote opportunities for young people to complete and gain nationally accredited qualifications	Number of young people outwith schools successfully completing and gaining nationally recognised qualifications	1,897 young people gained nationally recognised awards outwith school in 2010/11, including: Youth Achievement Awards, Duke of Edinburgh Awards, REHIS and First Aid.	Green	1,500	1,897	1,050	1,434	

**Improve health and increase physical activity****Engage all education establishments in the health promoting schools programme**

Action	Measures <i>(non statistical measures shaded grey)</i>	Comments / Progress	Status	----- This Year -----		----- Previous Years -----		
				Target	To date	2008/09	2009/10	Trend
Ensure health promotion is embedded in the ethos and practice of all establishments and services	Ensure 100% of schools participating in Health Promoting Schools programmes	All schools have achieved the Health Promoting Schools Bronze Award. 63% of schools have achieved a Gold Award and 93% a Silver Award. The Health Promoting Nursery scheme has also been very successful with 100% of Stand Alone and Partner Provider Nurseries, and 99% of nursery classes achieving the award.	Green	100.0%	100.0%	100.0%	100.0%	
	Increase the overall level of success in Health Promoting Awards in establishments and services	63% of schools have achieved a Gold Award and 93% a Silver Award. The Health Promoting Nursery scheme has also been very successful with 100% of Stand Alone and Partner Provider Nurseries, and 99% of nursery classes achieving the award.	Green	35.0%	63.0%	25.0%	31.0%	
Continue to work towards accreditation of Youth Learning Establishments as Health Promoting	100% of Youth Learning Establishments to continue to work towards accreditation of as 'Health Promoting' with NHS Lanarkshire	All facilities have achieved Health Promoting Status.	Green	100.0%	100.0%	100.0%	100.0%	
	Deliver a minimum of 100 health related programmes across Youth Learning Services	213 health related programmes took place in 2010/11 with 3,043 young people accessing opportunities.	Green	100	213	147	176	

**Improve health and increase physical activity****Engage all education establishments in the health promoting schools programme**

Action	Measures <i>(non statistical measures shaded grey)</i>	Comments / Progress	Status	----- This Year -----		----- Previous Years -----		
				Target	To date	2008/09	2009/10	Trend
	Increase the percentage of young people stating health as 'very good' bi-annually	43% of young people reported their health as very good. This was 14% above the projected figure of 29% from the SOA Youth Partnership PIP.	Green	29.0%	43.0%	Not avail	Not avail	<input checked="" type="checkbox"/>
Provide a range of physical, social and cultural activity for all children within schools and establishments	Increase the range of physical, social and cultural activities in all schools and establishments	Integrated Childrens Services Locality Challenge Fund supported the Writing on the Wall project engaging vulnerable groups of young people to develop and share peer education internet safety information. Young people were supported to produce youth friendly materials e.g. Mouse Mats, Stickers and Posters using graffiti art and other mediums.  In addition the Cultural Coordinators have continued to plan and deliver a wide range of opportunities across South Lanarkshire from Pre 5 to S6 linking to key themes and issues such as Safe and Sound and Creative Identities, involving around 4500 children and young people.	Green	---	---	---	---	---
Implement key aspects of HALL 4 Improvement strategy	Support the implementation of key aspects of HALL 4 in all Early Years establishments	New Health Guidelines disseminated and training delivered for implementation. 100% establishments. Awareness raising session for implementation of Red Book 60% establishments achieved	Green	---	---	---	---	---
	Contribute to the implementation and training for the Children's Healthy Weight Strategy	Guidance on healthy eating and active children received from Health Board and distributed to all establishments.	Green	---	---	---	---	---

**Improve health and increase physical activity****Engage all education establishments in the health promoting schools programme**

Action	Measures <i>(non statistical measures shaded grey)</i>	Comments / Progress	Status	----- This Year -----		----- Previous Years -----		
				Target	To date	2008/09	2009/10	Trend
Undertake health and well-being research	Develop key aspects of the 'Lessons for Living: Think Well, do Well' intervention programme to promote children's health and wellbeing in Psychological Service	Analysis of results of large scale pilot completed and written. Consultation event with key partner agencies held in August 2010. Consulting on format, dissemination and implementation of programme. Ongoing exploration of funding opportunities for publication of final programme.	Green	---	---	---	---	---
Further develop "Give Us A Break" within Education Resources	Finalise the GUAB (range of support to vulnerable children and young people who have experienced loss and bereavement) (Give us a break!) training programme and develop an associated GUAB training strategy	2-day facilitator training events delivered in October 2010 and February 2011, taking total number trained to over 100. Further training planned for May and August 2011. In response to a workshop at Educational Psychologists' National Conference in September 2010, 6 Educational Psychologist colleagues from Dundee and West Lothian and 2 Educational Psychology Service resource workers from Shetland have received initial facilitator training. Steering group has been strengthened by the inclusion of a young person with experience as a Give us a Break group member in an advisory capacity. The Give us a Break team were awarded the 'Best Team' and Silver awards at the COSLA Awards in March 2011. An article on the development of Give us a Break has been submitted and accepted by the editor of the nationally distributed MacMillan magazine 'Mac Voice'.	Green	---	---	---	---	---

**Improve lives of vulnerable children, young people and adults****Ensure national priorities for vulnerable children and families are addressed**

Action	Measures <i>(non statistical measures shaded grey)</i>	Comments / Progress	Status	----- This Year -----		----- Previous Years -----		
				Target	To date	2008/09	2009/10	Trend
Progress key aspects of "Getting It Right for Every Child" in all establishments and services	Introduce revised Single Agency Assessment following outcome of GIRFEC paper-testing	Single Agency Assessment revised and disseminated. Over 100 staff from a range of disciplines have participated in multi agency training calendar opportunities. Core components being embedded in practice on a locality basis. NHS Public health staff using Single Agency assessment tools across their service. Initiatives in Clydesdale and Larkhall using Wellbeing tools and Request for Assistance forms.	Green	---	---	---	---	---
	Lead Education Resources preparation for inspection of services to protect children 2010	Inspection of Services to Protect Children undertaken in September 2010; very positive report received from HMle.	Green	---	---	---	---	---



**Improve lives of vulnerable children, young people and adults****Ensure national priorities for vulnerable children and families are addressed**

Action	Measures <i>(non statistical measures shaded grey)</i>	Comments / Progress	Status	----- This Year -----		----- Previous Years -----		
				Target	To date	2008/09	2009/10	Trend
	Increase opportunities for partnership working with other agencies	Within localities all agencies continue to track and support vulnerable children, young people and families at key transition points. Including 16+ Learning Choices meetings, Targeted primary-secondary transitions and Early Years to Primary screening processes. Integrated Childrens Services Sub Groups and Community Learning and Development Action Planning partnership groups continue to provide opportunities to support joint planning, working and information sharing at a local level to support local implementation of key strategies. The Integrated Childrens Services Early Years Sub Groups in localities are developing actions to support local implementation of the Early Years Framework.	Green	---	---	---	---	---

**Improve lives of vulnerable children, young people and adults****Ensure national priorities for vulnerable children and families are addressed**

Action	Measures <i>(non statistical measures shaded grey)</i>	Comments / Progress	Status	----- This Year -----		----- Previous Years -----		
				Target	To date	2008/09	2009/10	Trend
	Deliver Education Resources' commitment within the Integrated Childrens Services plan	Localities employing Getting it Right for Every Child approaches contributed to the HMle Services to Protect Children Inspection. All areas have continued to track vulnerable children at transitions eg through 16+ meetings in schools, and summer activities. To support vulnerable families eg multi-agency summer activity in East Kilbride targeted to immigrant families. In Hamilton, Area Managers considering 5 year analysis of children vulnerable at point of transition to P1; identifying trends, monitoring agency responses and identifying gaps in provision. Work underway to check progress of identified children at P3 stage Similar work is taking place with More Choices More Chances group to monitor effectiveness of partnership interventions using internal and external resources and identifying future partnership priorities.	Green	---	---	---	---	---
	Further develop the role of Learning Communities, including extended teams, to support vulnerable children and families	Learning Community Improvement Plans include priorities for Getting It Right for Every Child and child protection. The Integrated Childrens Services Area Co-ordinators now directly line manage staff e.g. Home School Partnership, Community Learning, Attendance Officers, Family Support Staff. This has created more opportunity for shared planning. Within Learning Communities joint activity in terms of self-evaluation within a range of HMle requirements has strengthened partnership working.	Green	---	---	---	---	---
	Implement the Behaviour Support plan	Initial statutory consultation completed February 2011. Revised consultation following revision by HMle now in place.	Green	---	---	---	---	---

**Improve lives of vulnerable children, young people and adults****Ensure national priorities for vulnerable children and families are addressed**

Action	Measures <i>(non statistical measures shaded grey)</i>	Comments / Progress	Status	----- This Year -----		----- Previous Years -----		
				Target	To date	2008/09	2009/10	Trend
	Develop and agree Locality Plans incorporating key outcomes from existing Integrated Children's Services, Community Learning & Development and Home School Partnership plans	4 Integrated Children's Services locality plans have been produced, are in the public domain and are being monitored by the ICS co-ordination groups. Agreement reached across partnerships on local priorities and actions.	Green	---	---	---	---	---
	Promote opportunities for multi agency working across the 4 Integrated Children's Services Locality Teams, including satellite bases	New service management arrangements have been in place since April 2010. This has involved the successful implementation of the national diagnostics recommendations which brought Home School Partnership Services/ School Attendance Officers into ICS/CLS. Multi Agency working environments have been opened in Woodpark PS, St. Anthony's PS and Wester Overton PS. The ICS area base in Hamilton has been relocated from Woodside PS to Hope Street. The ICS base in Cairns PS has relocated to St. Anthony's PS. New ICS accommodation is being progressed in Larkhall.	Green	---	---	---	---	---
	Take forward key aspects of the More Choices, More Chances (MCMC) strategy	A report on progress against recommendations following a Best Value Review in 2008 of More Choices More Chances presented to the Education Management Team. The report detailed significant progress against each of the 10 recommendations. All actions have been progressed. Schools have played a significant role in terms of the introduction of a risk matrix to provide early identification of pupils least likely to have a positive school leaving destination. Systems have greatly improved and interventions are leading to improved outcomes for young people.	Green	---	---	---	---	---
Progress key aspects of the National Early Years Framework	Take forward key aspects of the Early Years Framework	Outcomes presented to the Early Years and Childcare Partnership in February 2011. Targets set for 2011/12.	Green	---	---	---	---	---
Take forward the 16+ Learning Choices initiative	Provide up to 224 Activity Agreement places within the "H2O Heading to Other Opportunities" project	Target was to provide up to 224 places. 136 young people have successfully taken up a place on the 'H2O - Heading to Other Opportunities' project in 2010/11.	Green	224	136	0	0	