

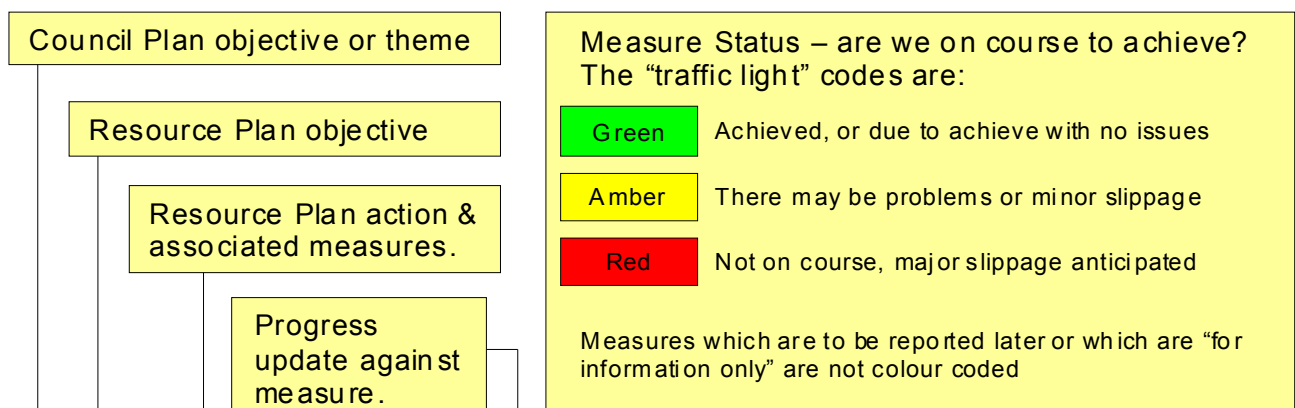
Education Resources

improve

**Resource Plan
Quarterly Performance Report**

How to use this performance report

This performance report is intended to be both informative and easy to use. The guide below is designed to help you get the most out of the report and to answer the most common questions you might have.



Vision and Strategic Direction

Improve effective use of our buildings and transport in order to reduce greenhouse gas emissions

Action	Measures (non statistical measures shaded grey)	Comments / Progress	Status	Previous Years			This Year	
				2007/08	2008/09	Trend	Target	To Date
Further implement the carbon management plan to reduce greenhouse gas emissions	The Council's greenhouse gas emissions	This measure will be reported at year end	Report Later	3.7%		○	3.8%	
	Review and revise the Council's greenhouse gas emissions targets	Review underway. Business case for investment in carbon saving measures is being developed and requires to be agreed before new targets can be set. Considering impacts of final stage amendments to the Scottish Climate Change Act approved by Parliament on 23 June 2009, concerning aspiration of new national targets and new duties on local government.	Amber	--	--		--	--

Ensure efficient use of material resources and to increase recycling of waste and develop more sustainable waste management

Action	Measures (non statistical measures shaded grey)	Comments / Progress	Status	Previous Years			This Year	
				2007/08	2008/09	Trend	Target	To Date
Continue to develop	The amount of biodegradable waste sent to	On course to achieve target	Green	81,214	77,342	↑	77,835	19,310
			Amber	37.0%	37.0%	↔	40.0%	40.8%

Statistics for last 2 years, showing how we are doing over time.

The trend column shows how performance changed between these 2 years

- Performance getting better
- Performance staying the same
- Performance getting worse
- Information not yet available

Statistics for the current year. The **Target** shows what we want to achieve by the end of the year. The **To Date** column shows how much we have achieved so far.






improve

Summary (level 1) - number of measures green, amber and red under each Council Plan objective/theme

Council Objective \ Theme	Green	Amber	Red	To be reported later / Unassigned
<i>Improve quality and availability of housing</i>				
<i>Develop services for older people</i>				
<i>Improve the quality of the physical environment</i>				
<i>Improve the road network and public transport</i>				
Raise educational attainment for all	36	13	6	
Increase involvement in lifelong learning	6			1
<i>Improve community safety</i>				
Improve health and increase physical activity	7			1
Improve lives of vulnerable children, young people and adults	9			
<i>Support local economy</i>				
<i>Increase participation in arts and culture</i>				
Vision and Strategic Direction	6	2		
Performance Management and Improvement	6	1		
<i>Partnership Working, Community Leadership and Engagement</i>				
Governance and Accountability	3			
Efficient and effective use of resources	5	1		1
Total	78	17	6	3

Vision and Strategic Direction

Vision and Strategic Direction

Action	Measures <i>(non statistical measures shaded grey)</i>	Comments / Progress	Status	----- Previous Years -----			-----This Year -----	
				2007/08	2008/09	Trend	Target	To Date
Develop and implement our Council Plan – Connect	Deliver Annual Resource Plan based on standard corporate template	Education Resources Resource Plan 2009/2010 was approved by Education Resources Committee on 7th July 2009.	Green	---	---		---	---
Implement a programme of equality and human rights impact assessments across the Council	Number of impact assessments carried out against those timetabled	All timetabled impact assessments were completed.	Green	0	7		15	15
	Number of reports on impact assessments published on website	All Impact Assessments for 2009/10 were completed and published on website.	Green	0	4		15	15
	Progress in relation to Equality Impact Assessment Actions monitored against targets and reported to Equal Opportunities Forum	No actions were identified against impact assessments undertaken.	Green	---	---		---	---
Develop and introduce Council wide equality performance measures and publish results	Resources to provide annual report to Equal Opportunities Forum on uptake of service, based on standardised equality reporting categories	Report approved by Equal Opportunities Forum 16 March 2010.	Green	---	---		---	---
Take forward Equalities of Race, Disability and Gender	Publish summary leaflet for gender action planning and report on all three equalities by March 2010	Reporting completed for all 3 equalities. Production of summary leaflet carried forward to 2010/11.	Amber	---	---		---	---
	Produce parents' leaflets by March 2010	Production of parent leaflet carried forward to 2010/11. The new Education (Additional Support for Learning) (Scotland) Act to be implemented in the autumn of 2010 will alter the intended content.	Amber	---	---		---	---
Foster responsible citizenship and awareness of sustainable development	% of schools participating in Eco schools awards or similar accredited award schemes	96% of schools are registered with Eco Schools Scotland.	Green	58.0%	94.0%		95.0%	96.0%

Performance Management and Improvement

Performance Management and Improvement

Action	Measures <i>(non statistical measures shaded grey)</i>	Comments / Progress	Status	----- Previous Years -----			----This Year----	
				2007/08	2008/09	Trend	Target	To Date
Implement effective Best Value management arrangements to ensure continuous improvement, and effective and efficient service delivery	Completion of reviews as per timetable	The timescale for taking forward the remaining review, Management Structures in Schools, has been revised for discussion and approval by Corporate Improvement Unit.	Green	---	---		---	---
	Improvement plans approved by council committee	Two improvement plans are now in place. Actions being taken forward as per timetable.	Green	---	---		---	---
	Sustain positive SPI trend results for Council	The continued implementation of the schools modernisation programme has resulted in a shift in levels to the higher occupancy indicator categories. There has been increased community use of internet access and IT facilities due to the provision within libraries. The decline in library visitors/borrowers is in line with national trends. Library stock has reduced as a direct result of cost pressure savings.	Amber	---	---		---	---
	Ensure Local PIs across all Resources meet requirements of Best Value 2	A schedule of Statutory and Local Performance Indicators in place. Work is being undertaken by officers of the corporate improvement advisory board to confirm that local performance indicators meet the requirements of Best Value 2.	Green	---	---		---	---
	Implement i-procurement within Education Resources by March 2010	This project is being led by Corporate Resources. Consultants appointed in December 2009 and project commenced. The target date for implementation in Education Resources is October 2010.	Green	---	---		---	---

Performance Management and Improvement

Performance Management and Improvement

Action	Measures <i>(non statistical measures shaded grey)</i>	Comments / Progress	Status	----- Previous Years -----			---This Year---	
				2007/08	2008/09	Trend	Target	To Date
Implement a strategic response to the Scottish Government's Efficient Government agenda	Completion of diagnostic projects as per agreed timetable	Diagnostic projects complete. Report to Executive Committee for approval April 2010.	Green	---	---		---	---
Continue to drive forward the performance management and quality improvement agenda to ensure services are focussed on achieving the best possible outcomes for service users	Progress implementation of IMPROVe. performance management system, across Education Resources by March 2010	IMPROVe used to generate Quarter 4 Report Appendix to Education Resources Plan 2010/11 and Resource input to Connect Quarter 4 Performance Report.	Green	---	---		---	---







Governance and Accountability

Governance and Accountability

Action	Measures <i>(non statistical measures shaded grey)</i>	Comments / Progress	Status	----- Previous Years -----			---This Year---	
				2007/08	2008/09	Trend	Target	To Date
Ensure that high standards of governance are being exercised (through the use of scrutiny forums, audit plans and risk management)	Delivery of risk control actions by due date	All risk control actions for 2009/10 delivered.	Green	---	---		---	---
	Audit actions to be delivered by due dates	All 31 audit actions identified were completed.	Green	---	---		---	---
	Complete Resource Governance Self Assessment and declaration by due date and develop actions to address non-compliant areas	Each Resource has a Good Governance Lead Officer and guidance is being developed. A mid-year report was provided to the Risk Audit Forum on 16 December 2009 by Robert McIlwain. This Corporate report outlines the progress so far.	Green	---	---		---	---



Efficient and effective use of resources

Efficient and effective use of resources

Action	Measures <i>(non statistical measures shaded grey)</i>	Comments / Progress	Status	----- Previous Years -----			----This Year----	
				2007/08	2008/09	Trend	Target	To Date
Ensure our commitment to employees through the development and effective implementation of personnel policies and employee learning and development opportunities	Staff absence rate (SPI)	The staff absence rate for 2009/10 is below the Council target level.	Green	3.5%	3.8%		4.9%	3.7%
	Labour turnover rate	The labour turnover rate for 2009/10 is below the Council target level.	Green	0.4%	0.4%		4.9%	1.2%
	100% coverage of PDR and associated training plans of employees in the scope		Green	93.1%	97.0%		100.0%	100.0%
Manage land and property assets efficiently	% of buildings from which the council delivers services to the public in which all public areas are suitable for, and accessible to, disabled people	An additional 20 new primary schools are due for completion in 2010/11. All new schools will comply fully with DDA legislation and as such will be accessible to disabled people.	Report Later	39.0%	79.0%		80.0%	Not avail
	Proportion of operational accommodation that is in satisfactory condition (SPI)		Green	64.0%	68.0%		69.0%	75.0%
	Proportion of operational accommodation that is suitable for its current use (SPI)		Amber	49.0%	79.8%		81.0%	77.0%
Develop Education Resources Continuity Plan	Develop an Education Resources Continuity Plan with supporting guidance materials by March 2010	Draft Contingency Plan prepared for consultation with Stakeholders.	Green	---	---		---	---

Raise educational attainment for all

Implement the secondary schools modernisation programme

Action	Measures <i>(non statistical measures shaded grey)</i>	Comments / Progress	Status	----- Previous Years -----			---This Year---	
				2007/08	2008/09	Trend	Target	To Date
Deliver agreed targets within the secondary schools modernisation programme	No of secondary schools opened on time	All 15 new build secondary schools and 2 refurbished schools are now occupied.	Green	8	4		5	5
	% of new or refurbished secondary schools as a % of the overall secondary estate	Year to date figure and annual target are for the project as a whole. All 15 new build secondary schools and 2 refurbished schools are now occupied.	Green	47.0%	70.6%		100.0%	100.0%
	Undertake a review of Design Development Landscape for the third phase of the secondary school modernisation programme by March 2010	All Design Development completed for the third phase schools.	Green	---	---		---	---


Raise educational attainment for all

Progress approaches in respect of the national priorities in Education

Action	Measures <i>(non statistical measures shaded grey)</i>	Comments / Progress	Status	----- Previous Years -----			-----This Year-----	
				2007/08	2008/09	Trend	Target	To Date
Progress approaches in respect of the National Priorities in Education	Exclusion incidents per 1,000 pupils in primary schools	The exclusion rate is below both the comparator authority and national averages.	Green	7	8	↓	8	7
	Exclusion incidents per 1,000 pupils in secondary schools	The exclusion rate is below the comparator authority average and equal to the national average.	Green	111	117	↓	110	91
	Reduction in the overall number of days lost through exclusion in secondary schools	The reduction equates to a 25% fall in days lost through exclusion.	Green	8,421	7,974	↑	7,575	5,986
	Reduction in the overall number of days lost through exclusion in primary schools	The reduction equates to an 11% fall in days lost through exclusion.	Green	504	611	↓	580	543
	Reduction in the average number of half days absence per pupil in primary schools	Absence rates are in line with national and comparator authority averages.	Green	17.0	18.3	↓	18.0	17.7
	Reduction in the average number of half days absence per pupil in secondary schools	Absence rates are in line with national and comparator authority averages.	Green	35.0	35.3	↓	35.0	34.7
	% of pupils staying on to S5 (post Christmas)	The percentage of pupils staying on at school is above both the comparator authority and national averages.	Green	66.0%	66.0%	↔	67.0%	71.0%
	% of pupils entering further or higher education	The percentage of pupils entering further or higher education is slightly above the comparator authority average and slightly below the national average.	Green	51.0%	55.0%	↑	56.0%	60.4%
	% of pupils entering employment or training	This measure is affected by increases in the percentage of pupils entering higher or further education and staying on at school.	Red	35.0%	33.0%	↓	34.0%	26.0%
Further develop training and support on working with under threes	% of schools who have met their IEP targets	The number of schools setting targets for pupils increased by 20% from 111 in 2007/08 to 133 in 2008/09. This increase will have had an impact on the percentage of schools achieving their target.	Amber	0.0%	92.0%	↑	92.0%	84.2%
	Launch Early years guidance 'Together we can' in all Early Years establishments by June 2009	Target reset. Document launched at Education Resources Committee 27th October 2009.	Green	---	---		---	---
	Implement training to support the implementation of 'Together we can' by December 2009	25 staff completed training, support provided to 25 establishments.	Green	---	---		---	---

Raise educational attainment for all

Progress approaches in respect of the national priorities in Education

Action	Measures <i>(non statistical measures shaded grey)</i>	Comments / Progress	Status	----- Previous Years -----			---This Year---	
				2007/08	2008/09	Trend	Target	To Date
Enhance provision of Early Years services for children aged 0-3	Provide an additional 50 full time equivalent 0-3 Early Years places by March 2010	100 places allocated. Placements commenced June 2009.	Green	0	0		50	100



Raise educational attainment for all

To raise standards of educational attainment for all in schools, especially in the core skills of literacy and numeracy

Action	Measures <i>(non statistical measures shaded grey)</i>	Comments / Progress	Status	----- Previous Years -----			----- This Year -----	
				2007/08	2008/09	Trend	Target	To Date
Improve achievement and attainment outcomes in all establishments as appropriate annually	0.5% overall increase in attainment levels in the KPIs for Education	Although performance in this measure fell in 2009/10, 5-14 attainment was at the highest level ever recorded in South Lanarkshire Council in all 3 subject areas in both the primary and secondary sectors. Performance in SQA examinations, by the end of S6, over the 3 year period 2007-09 remains above the average of a group of comparator authorities in 6 out of 7 nationally recognised measures. This measure will be adjusted from 2010/11 to reflect the implementation of a Curriculum for Excellence (this will remove 5-14 from the indicator).	Red	-1.1%	1.1%	↑	0.5%	-0.8%
	% of S2 5-14 Reading, Writing and Mathematics	Performance in this measure in 2009/10 shows 5-14 attainment at the highest level ever recorded in South Lanarkshire Council in all 3 subject areas in S2.	Green	63.2%	64.6%	↑	65.1%	66.9%
	%S4 by S6 attained Level 3 in Eng/Maths	There was also a decline in this measure at comparator authority level. Performance in SLC is slightly above the comparator average and slightly below the national average.	Amber	92.1%	92.5%	↑	92.5%	92.3%
	%S4 by S6 attained 5+ at level 3	There was also a decline in this measure at comparator authority and national level. Performance in SLC is slightly below both the comparator authority and national averages.	Amber	90.8%	90.5%	↓	90.5%	90.2%
	%S4 by S6 attained 5+ at level 4	There was also a decline in this measure at comparator authority and national level. Performance in SLC remains slightly above the comparator average and slightly below the national average.	Red	78.8%	78.7%	↓	78.7%	76.6%
	%S4 by S6 attained 5+ at level 5	There was also a decline in this measure at comparator authority level. Performance in SLC is above the comparator average and slightly below the national average.	Amber	46.8%	48.6%	↑	48.6%	47.4%
	%S4 by S6 attained 1+ at level 6	Performance in SLC remains above the comparator average and slightly below the national average.	Amber	43.1%	44.7%	↑	44.7%	43.0%

Raise educational attainment for all

To raise standards of educational attainment for all in schools, especially in the core skills of literacy and numeracy

Action	Measures <i>(non statistical measures shaded grey)</i>	Comments / Progress	Status	----- Previous Years -----			---This Year---	
				2007/08	2008/09	Trend	Target	To Date
	%S4 by S6 attained 3+ at level 6	Performance in SLC remains above the comparator average and slightly below the national average.	Amber	29.3%	31.5%		31.5%	30.2%
	%S4 by S6 attained 5+ at level 6	Performance in SLC remains slightly above the comparator average and slightly below the national average.	Amber	18.4%	20.4%		20.4%	18.8%
Implement key aspects of equalities legislative duties as prescribed in revised/new legislation in all establishments and services	Implement key aspects of current statutory requirements as prescribed in the Race Relations act, Disability Discrimination Act and Additional Support for Learning Act	Accessibility Strategy and draft Disability Statement of Commitment agreed 27th October 2009 by Education Resources Committee and published. Draft Gender Statement of Commitment issued for consultation March 2010.	Green	---	---		---	---
Implement agreed strategies to enhance learning and raise achievement in all establishments and services	Develop and implement a range of support materials for use, in all establishments and services, in order to enhance learning and raise achievement	Update of 'Taking Account of Gender' circulated to all schools. This forms part of the package available to support teaching and learning for Curriculum for Excellence.	Green	---	---		---	---
Take forward appropriate aspects of Glow in establishments annually	Develop approaches to support the use of GLOW	A number of establishments participated in national 'GLOW Meet' events. Development of support materials continues in preparation for the introduction of a Curriculum for Excellence in August 2010.	Green	---	---		---	---
Support the development of literacy for all children and young people	Develop parent and teacher dyslexia information leaflets by March 2010	Leaflets developed, approved and prepared for distribution.	Green	---	---		---	---




Raise educational attainment for all

Take forward the principles, values and purposes of “A Curriculum for Excellence”

Action	Measures <i>(non statistical measures shaded grey)</i>	Comments / Progress	Status	----- Previous Years -----			---This Year---	
				2007/08	2008/09	Trend	Target	To Date
Take forward key aspects of national curriculum policy developments in all schools and establishments as appropriate annually	Progress with establishments to agreed targets related to Curriculum for Excellence to March 2010	All establishments are making progress towards the implementation of Curriculum for Excellence by August 2010.	Green	---	---		---	---
	Develop appropriate guidance materials to support establishments in implementing Curriculum for Excellence in line with the national programme	Guidance materials continue to be produced to support establishments in taking forward assessment and reporting for Curriculum for Excellence in August 2010.	Green	---	---		---	---
	Respond to national consultations linked to the implementation of Curriculum for Excellence	Consultations undertaken on Senior Phase of Curriculum for Learning Levels and National Qualifications in a number of curricular areas.	Green	---	---		---	---
	Develop a range of ICT support materials for Early Years establishments by March 2010	Support materials developed and dissemination planned.	Green	---	---		---	---
	Develop support materials (Get Up and Go) to support Physical activity within Early Years settings by March 2010	Project carried forward to financial year 2010/11 due to prioritisation of funding.	Red	---	---		---	---
	Produce and disseminate good practice DVD to all Early Years establishments by March 2010	Project carried forward to financial year 2010/11 due to prioritisation of funding.	Red	---	---		---	---


Raise educational attainment for all

Implement the Council's programme to modernise all primary schools

Action	Measures <i>(non statistical measures shaded grey)</i>	Comments / Progress	Status	----- Previous Years -----			----This Year----	
				2007/08	2008/09	Trend	Target	To Date
Deliver agreed targets within the primary schools modernisation programme	Overall target to deliver 124 new or refurbished primary schools by 2016 (time table of schools to be delivered by 2011 is available)	The Primary Schools Modernisation Programme remains on schedule to deliver 124 new or refurbished primary schools by 2016. Primary Schools opened in 2009/10: Burgh PS, Beckford PS, Braehead PS, Kirktonholme PS, Rigsides PS, St. Athanasius' PS, St. Paul's PS and Townhill PS. Year to date figure and target are based on the total for the Schools Modernisation Programme.	Green	24	30		124	39
	No of primary schools opened on time	Primary Schools opened in 2009/10: Burgh PS, Beckford PS, Braehead PS, Kirktonholme PS, Rigsides PS, St. Athanasius' PS, St. Paul's PS and Townhill PS	Green	23	7		7	8
	% of new primary schools	Year to date figure and annual target are based on the total for the Primary Schools Modernisation Programme.	Green	0.0%	24.0%		29.0%	31.0%

Raise educational attainment for all

Establish approaches to address the National Inspection Framework for establishments and Services within Education Resources

Action	Measures <i>(non statistical measures shaded grey)</i>	Comments / Progress	Status	----- Previous Years -----			---This Year---	
				2007/08	2008/09	Trend	Target	To Date
Progress the key themes of self-evaluation and leadership in all establishments and services	Schools receiving positive inspection reports	A total of 35 inspection reports were published in 2009/10. 92% evaluated the overall effectiveness of establishments as being satisfactory or above.	Green	0.0%	91.0%		92.0%	92.0%
	Evaluate the effectiveness of Area based Quality Teams by December 2009	A planned programme of self-evaluation took place. A self-evaluation questionnaire was issued to establishments in November allowing for the evaluation of the effectiveness of areas based teams to be completed. An action plan has been prepared to take forward the findings of the evaluation.	Green	---	---		---	---
	Evaluate the overall quality of the Education functions of South Lanarkshire Council using Quality management In Education by December 2009	<p>A planned programme of self-evaluation was taken forward and included the following key actions:</p> <ul style="list-style-type: none"> • A self-evaluation audit involving all staff within the Resource; • Analysis and presentation of findings to the education management team and employees; • Focussed action planning workshops with employees from across each of the services within the Resource; and • The preparation and implementation of an action plan to address the recommendation/findings of the audit. <p>In addition, self-evaluation activity was undertaken at the recent Parents as Partners conference, the outcome of which was presented through the Education Resources Newsletter in March 2010.</p>	Green	---	---		---	---
	Produce a revised Quality Management Policy for Education resources by January 2010	Planned action reset to be taken forward in session 2010/11 due to the introduction of a revised HMIE methodology for evaluating the effectiveness of the Education Functions of South Lanarkshire Council.	Amber	---	---		---	---
	Progress further key aspects of Psychological Services self evaluation framework annually till March 2011	Very good progress continues to be made in taking forward self-evaluation in Psychological Services. The Service Profile is now complete and is being utilised by the Service as a key quality improvement tool.	Green	---	---		---	---



Raise educational attainment for all

Ensure the highest possible quality of educational provision for children, young people, families and communities


Action	Measures <i>(non statistical measures shaded grey)</i>	Comments / Progress	Status	----- Previous Years -----			---This Year---	
				2007/08	2008/09	Trend	Target	To Date
Ensure the highest possible quality of educational provision for children, young people, families and communities	Increase the overall % of teaching staff participating in professional development programmes	100% of teaching staff will have participated in Continuous Professional Development within their establishment by the end of March 2010.	Green	0.0%	100.0%	↑	100.0%	100.0%
	% of library service users who expressed satisfaction		Amber	0.0%	94.4%	↑	95.0%	92.9%
	Increase the No of users of library, learning centre and learning access points as a % of the resident population	Interruption of provision (due to library refurbishment at Rutherglen and Carlisle) may have impacted on this measure.	Red	22.8%	23.9%	↑	24.0%	20.3%
	Implement the revised Routes to Qualifications for Early Years practitioners annually to March 2010	A range of courses applicable to registration with Scottish Social Services Council, is being delivered. More than 120 candidates engaged in training.	Green	---	---		---	---
	Increase the overall % of education staff holding or working towards additional qualifications, including Chartered Teachers and SQH	In 2009/10, 9 members of staff have gained their Scottish Qualification for Headship.	Green	10.0%	25.0%	↑	26.0%	26.0%
	% of primary pupils expressing satisfaction with school	Over 90% of primary pupils interviewed as part of the HMle inspection process expressed satisfaction with school	Amber	0.0%	92.0%	↑	93.0%	90.0%
	% of secondary pupils expressing satisfaction with school	Over 77% of secondary pupils interviewed as part of the HMle inspection process expressed satisfaction with school	Amber	0.0%	78.0%	↑	79.0%	77.0%
	% of parents of pre-school pupils expressing satisfaction with service provision	90% of parents of pre-school children interviewed as part of the HMle or care Commission inspection processes expressed satisfaction with service provision	Amber	0.0%	97.0%	↑	98.0%	90.0%
	Increase % of establishments with Parent Councils	Almost all establishments have Parent Councils.	Green	87.0%	95.0%	↑	96.0%	96.0%
	Organise an annual Parent Council conference by December 2010	Annual Conference for Parents Councils held 23rd November 2009.	Green	---	---		---	---
	Provide a programme of training and support for all Parent Councils in line with Parental Involvement in Schools Act by March 2010	Training opportunities identified by parents/carers on offered February/March 2010. Evaluation completed to assess impact and benefit for parents/carers.	Green	---	---		---	---
	Increase the number of library visits per 1000 population	Decrease anticipated to be in line with national trends (data not yet available)	Amber	4,924.0	4,644.0	↓	4,645.0	4,335.0

Increase involvement in lifelong learning


Deliver services and programmes through the Community Learning Partnership to further improve literacy and numeracy skills among young people and adults

Action	Measures <i>(non statistical measures shaded grey)</i>	Comments / Progress	Status	----- Previous Years -----			-----This Year -----	
				2007/08	2008/09	Trend	Target	To Date
Increase the number of adult literacy learners	Increase the number of learners involved in literacy and numeracy programme	The number of learners in programmes at the end of September 2009 - 3208. Increase partly due to a wider collection of data from a range of partners. Final data collection for 2009/10 due to commence at the end March 2010.	Green	0	2,405		2,645	3,208
	Provide an additional 200 places through Universal Connections Services to develop literacy and numeracy skills of young people	Additional 771 places taken up. This is due to new programmes commencing and the integration of monitoring processes.	Green	234	502		200	771

Increase levels of achievement through learning for adults


Action	Measures <i>(non statistical measures shaded grey)</i>	Comments / Progress	Status	----- Previous Years -----			-----This Year -----	
				2007/08	2008/09	Trend	Target	To Date
Increase the levels of achievement through learning for adults	Increase the annual % of participants successfully completing an agreed programme of learning	Number of learners completing programme at end of March 2010 - 6929. This represents an increase of 1206 on the baseline of 5723 at March 2009. Increase partly due to a wider collection of data from a range of partners.	Green	0.0%	0.0%		10.0%	21.1%

Increase levels of achievement through community capacity building


Action	Measures <i>(non statistical measures shaded grey)</i>	Comments / Progress	Status	----- Previous Years -----			-----This Year -----	
				2007/08	2008/09	Trend	Target	To Date
Take forward key aspects of the community capacity building actions as defined within the Community Learning and Development Strategy Actions	Increase the annual % of people involved in decision making processes affecting their community	Number of people involved in decision making processes at the end of September 2009 - 3543. This represents an increase of 965 on the baseline of 2578 at March 2009. Increase partly due to a wider collection of data from a range of partners. Further collection of data at end March 2010.	Green	0.0%	0.0%		10.0%	37.4%

Increase involvement in lifelong learning

Increase levels of achievement through community capacity building



Action	Measures (<i>non statistical measures shaded grey</i>)	Comments / Progress	Status	----- Previous Years -----			-----This Year -----	
				2007/08	2008/09	Trend	Target	To Date
Take forward key aspects of engagement with young people as defined within the Youth Strategy	Increase the annual % of young people involved in decision making processes affecting their community	An additional 2,031 young people were involved in decision making in 2009/10. This includes engagement on agreeing the priorities for the Education Resources Plan 2010/11. This represents a 399% increase on the 2008/09 baseline of 407.	Green	0.0%	90.0%		91.0%	399.0%

Increase levels of achievement through learning for young people

Action	Measures (<i>non statistical measures shaded grey</i>)	Comments / Progress	Status	----- Previous Years -----			-----This Year -----	
				2007/08	2008/09	Trend	Target	To Date
Take forward key aspects of the community capacity building actions as defined within the Community Learning and Development Strategy Actions	Improve Youth Partnership Survey satisfaction ratings of universal services	Next survey due 2011.	Report Later	0.0%	46.0%		Not avail	Not avail




Improve health and increase physical activity

Engage all education establishments in the health promoting schools programme

Action	Measures (<i>non statistical measures shaded grey</i>)	Comments / Progress	Status	----- Previous Years -----			-----This Year -----	
				2007/08	2008/09	Trend	Target	To Date
Ensure health promotion is embedded in the ethos and practice of all establishments and services	Ensure 100% of schools participating in Health Promoting Schools programmes	100% of schools are participating in Health Promoting Schools programmes of which 92% of all establishments have achieved bronze, silver or gold status.	Green	100.0%	100.0%		100.0%	100.0%
	Increase the overall level of success in Health Promoting Awards in establishments and services	31% of schools have achieved Gold Status	Green	0.0%	25.0%		30.0%	31.0%

Improve health and increase physical activity

Engage all education establishments in the health promoting schools programme

Action	Measures <i>(non statistical measures shaded grey)</i>	Comments / Progress	Status	----- Previous Years -----			-----This Year -----	
				2007/08	2008/09	Trend	Target	To Date
Continue to work towards accreditation of Youth Learning Establishments as Health Promoting	100% of Youth Learning Establishments to continue to work towards accreditation of as 'Health Promoting' with NHS Lanarkshire	Portfolios have been submitted to NHS Lanarkshire for accreditation at Bronze level.	Green	100.0%	100.0%		100.0%	100.0%
	Deliver a minimum of 100 health related programmes across Youth Learning Services	In total 176 health related programmes took place during 2009/10.	Green	112	147		100	176
	Increase the percentage of young people stating health as 'very good' annually	Next survey due 2011.	Report Later	0.0%	Not avail		Not avail	Not avail
Provide a range of physical, social and cultural activity for all children within schools and establishments	Increase the range of physical, social and cultural activities in all schools and establishments	Cultural Co-ordinators have delivered a range of arts and cultural opportunities to almost 28,000 pupils across South Lanarkshire. Programmes offered universal, targeted and specialist opportunities in music, dance, drama, visual art, multimedia and heritage with many directly linking to the outcomes of CfE. Programmes have also offered specialist cpd opportunities to over 600 staff, increasing the sustainability of such projects. Two of the flagship projects were Artsnet (using the topic of child protection) and Creative Identities (a multi-arts project targeted at young carers and looked after young people). Cultural Co-ordinators have successfully accessed over £100,000 of external funding to deliver projects.	Green	---	---		---	---
Implement key aspects of HALL 4 Improvement strategy	Take forward key aspects of HALL 4 in all Early Years establishments by March 2010	Vision screening programme facilitated for all Pre-school year children. Health promotion activities and toothbrushing programme undertaken within all nurseries. Nutritional and oral guidelines steering group producing updated material.	Green	---	---		---	---
Provide support to vulnerable children and young people	Develop a range of support materials for children and young people experiencing loss and bereavement by March 2010	Give Us a Break!, a solution focused approach to bereavement and loss was developed in collaboration with NHS Lanarkshire and MacMillan Cancer Support. This range of support materials was in place in January 2010 and training seminars held with schools and services to raise awareness.	Green	---	---		---	---

Improve lives of vulnerable children, young people and adults

Ensure national priorities for vulnerable children and families are addressed

Action	Measures <i>(non statistical measures shaded grey)</i>	Comments / Progress	Status	----- Previous Years -----			---This Year---	
				2007/08	2008/09	Trend	Target	To Date
Progress key aspects of Getting It Right for Every Child in all establishments and services	Implement key aspects of Getting it Right for Every Child	<p>Paper testing has begun around the transitions from school to the world of work and/or adult services.</p> <ul style="list-style-type: none"> • Primary to Secondary Transition – Clydesdale/Larkhall • Early years to Primary –Hamilton /Blantyre <p>Paper testing recall event held in Hamilton to provide initial information to Scottish Government.</p> <p>Seminar and development session with Adult Services in respect of GIRFEC AQIso Vol Sector seminar.</p> <p>Area managers group continuing to apply the principles to all young people Educated outwith the authority.</p>	Green	---	---		---	---

Improve lives of vulnerable children, young people and adults

Ensure national priorities for vulnerable children and families are addressed

Action	Measures <i>(non statistical measures shaded grey)</i>	Comments / Progress	Status	----- Previous Years -----			---This Year---	
				2007/08	2008/09	Trend	Target	To Date
	Increase opportunities for partnership working with other agencies	<p>Area plans agreed and action for coming year around partnership working have been agreed.</p> <p>16+ matrix and tracking systems piloted in all high schools with winter leavers.</p> <p>4 Activity Advisors now in post as well as team leader.</p> <p>Tracking around Early Years transition now well embedded and information is being collected and shared during April to identify areas that require further support.</p> <p>Future planning now being progressed through Learning Community and school structures.</p> <p>Area Managers groups continue to track and support all children educated and or Accommodated out with the Authority.</p> <p>Meetings have taken place to finalise the homeless tracking supports within Cam/Ruth proposal is that it will fully incorporate health services as well.</p> <p>Field Work Manager and ICS Area Coordinator delivered awareness raising session to local Housing Forum focusing on ICS and Child Protection.</p> <p>The Creative Identities project has resulted in strategic partnership to deliver cultural opportunities to targeted young people including LAAC and Young Carers.</p> <p>Multi Agency Forum established in Clydesdale has brought Education, Social Work and health together to look at complex cases.</p>	Green	---	---		---	---

Improve lives of vulnerable children, young people and adults

Ensure national priorities for vulnerable children and families are addressed

Action	Measures (<i>non statistical measures shaded grey</i>)	Comments / Progress	Status	----- Previous Years -----			---This Year---	
				2007/08	2008/09	Trend	Target	To Date
		<p>Community Learning Practitioners events have brought together a wide range of partners regarding employability services.</p> <p>Series of meetings in all learning communities to bring partners together regarding 16+ learning choices agenda.</p> <p>Partners in Hamilton supporting common approach to community consultation via events coordinated by Neighbourhood Management.</p>						
	Deliver Education Resources' commitment within the Integrated Childrens Services plan	<p>Area managers group have begun the multi agency self evaluation around the child protection processes.</p> <p>Practitioners event focusing on 4.1 delivered in East Kilbride in March.</p> <p>Practitioner event focusing on Child care concerns/ child protection held in Hamilton in January and areas for future development identified.</p> <p>Meetings being established to complete multi agency self evaluation profiles for Child Protection Services and Corporate Parenting.</p> <p>On going evaluation of ICS Sub Groups and Locality Challenge projects to March 2010- using Performance Indicators for ICS.</p>	Green	---	---		---	---

Improve lives of vulnerable children, young people and adults

Ensure national priorities for vulnerable children and families are addressed

Action	Measures <i>(non statistical measures shaded grey)</i>	Comments / Progress	Status	----- Previous Years -----			----- This Year -----	
				2007/08	2008/09	Trend	Target	To Date
	Continue to develop the role of learning Communities, including extended teams, to support vulnerable children and families	Each locality in South Lanarkshire has a consistent approach to developing supports for vulnerable children and families. A number of forums have been established. Early years teachers have now been aligned to learning communities from August 2009. Paper testing of Getting it Right for Every Child approaches is being implemented. Research programme on learning from GIRFEC has been initiated. Parenting Strategy has been issued for consultation. Multi-agency Next Steps seminar is planned for June 2010.	Green	---	---		---	---
	Complete an evaluation of behaviour support services in all education sectors by June 2009	Evaluation completed and enabling paper accepted by Corporate Management Team.	Green	---	---		---	---
	Prepare an action plan following the review of behaviour support by October 2009	Enabling paper accepted by Corporate Management Team, October 2009. Report to Executive Committee, November 2009, gained approval for an options exercise and consultation.	Green	---	---		---	---
	Implement the Behaviour Support plan by August 2010	Enabling paper accepted by Corporate Management Team, October 2009. Report to Executive Committee, November 2009, gained approval for an options exercise and consultation. Consultation process completed March 2010 including briefing note to elected members 4 February and seminar for all members 10 March 2010.	Green	---	---		---	---
	Produce guidelines for Joint Assessment Teams to improve effectiveness by March 2010	Joint Assessment Team guidelines produced. Consultation process continues prior to distribution to all agencies.	Green	---	---		---	---
Progress key aspects of the National Early Years Framework	Take forward key aspects of the Early Years Framework by March 2010	Strategy developed for the implementation of the Early Years Framework. Childcare Partnership reconfigured to ensure the effective contribution of the framework with short, medium and long term targets identified. Process complete and implementation planned.	Green	---	---		---	---